

NOVEMBER 1993

Electronics NOW

—Combined with
**Radio
Electronics**

**BOOST THE
PERFORMANCE OF
ANY CAR STEREO**
Get better FM
reception and
eliminate
picket-fencing with
our diversity antenna
circuit!

TOUCH-TONE DECODER
Display dialed digits
on an LCD readout!

TRACK THE WEATHER
Computer-controlled
monitoring station is
a forecaster's dream!

100-WATT DUMMY LOAD
For trouble-free
transmitter tuneup

TRANSISTOR COOKBOOK
Increase your know-how



\$3.50 U.S.
\$3.95 CAN.

A
GERNSBACK
PUBLICATION



The Fluke 79: More Of A Good Thing

More high-performance features. More advanced measurement capabilities. More of the vital information you need to troubleshoot even the toughest problems — with both analog and digital displays.

Meet the latest, greatest member of our best selling 70 Series II family — the new Fluke 79 digital multimeter.

It picks up where the original family left off. In fact, it's a quantum leap forward — in performance, value and affordability.

It's got the features you'd expect from Fluke. Including high resolution. Fast autoranging. Patented, automatic Touch Hold[®]. A quick continuity beeper. Diode test. Automatic self-test. Battery-conserving sleep mode. And it's just as rugged and reliable as the rest of the 70 Series II family. Easy to operate, too — with one hand.

And thanks to the Fluke 79's proprietary new integrated circuit technology, that's only the beginning. When it comes to zeroing in on tough electrical problems, the Fluke 79 leaves the competition behind:

Hz

Frequency: The Fluke 79's built-in frequency counter lets you measure from below 1 Hz to over 20 kHz. And while you view frequency on the digital display, the analog bar graph shows you AC voltage. So you can see if potentially hazardous voltage is present.



Fast 63-segment analog bar graph: The Fluke 79's bargraph moves as fast as the eye can see, updating at a rate of 40 times per second to simulate the functionality of an analog needle. You get the high speed *and* high resolution you need to detect peaking, nulling and trending.



Capacitance: No need to carry a separate dedicated capacitance tester; the Fluke 79 measures capacitance from 10 pF to 9999 µF.



Actual Size

40Ω

Lo-Ohms range: Our proprietary Lo-Ohms function lets you measure resistance as low as 0.01 ohms. High noise rejection and a test lead Zero Calibration function make the Fluke 79 ideal for detecting small resistance changes.

SMOOTHING

Smoothing™: Our exclusive new Smoothing mode gives you a stable digital readout for unstable signals — by displaying the running average of eight readings. No more jitter or "digit rattle" due to noisy signals.

Get a good thing going: To put more meter to work for you — at a price that works for you, too — head for your nearest Fluke distributor. For the name of your nearest distributor, or for more product information, call **1-800-87-FLUKE**.



The Fluke 79 comes with a yellow holster and patented Flex-Stand™ — easy to hang from a door or pipe, clip onto a belt or tool kit, or stand at virtually any viewing angle. There's even storage space for test leads.

Fluke 79 Series II

\$185*
4000 Count Digital Display (9999 in Hz, capacitance, and Lo-Ohms)
63-segment Analog Bar Graph
0.3% Basic DC Voltage Accuracy
Automatic Touch Hold
Diode Test, Audible Continuity Beeper
Autoranging, Manual Ranging
Holster with Flex-Stand
Frequency Counter to over 20 kHz
Capacitance: 10 pF to 9999 µF
Lo-Ohms Range with Zero Calibration
Smoothing
700 Hours Battery Life (alkaline)
3-Year Warranty
* Suggested U.S. list price

John Fluke Mfg. Co., Inc. P.O. Box 9090, M/S 250E Everett, WA 98206. © Copyright 1993. Prices and specifications subject to change without notice. Ad No. 00425.

FLUKE®

CIRCLE 121 ON FREE INFORMATION CARD

ON THE COVER

Electronics NOW
NOVEMBER 1993

BOOST THE PERFORMANCE OF ANY CAR STEREO
Get better FM reception and eliminate picket-fencing with our diversity antenna circuit!

TOUCH-TONE DECODER
Display dialled digits on an LCD readout!

TRACK THE WEATHER
Computer-controlled monitoring station is a forecaster's dream!

100-WATT DUMMY LOAD
For trouble-free transmitter tuneup

TRANSISTOR COOKBOOK
Increase your know-how

\$3.60 U.S.
\$3.96 CAN.

How often do you see cars inching forward while waiting for a red light to change? It could mean that the driver is an impatient type. But it's just as likely that he's trying to find a better spot for FM radio listening. Those annoying bursts of interference, which also occur while the car is in motion, can be caused by local sources of interference, or by multipath noise—audible "ghosts"

that arise when radio waves traveling over paths of different lengths converge on your antenna. You can eliminate the effects of multipath noise, without moving your car, with our Diversity Antenna. The circuit automatically switches between your car's original antenna and a second antenna, depending on which one is positioned for the best reception. For all the details, turn to page 31.

WEATHER STATION

Here comes the rain—let's make sure our weather station is ready for it.

RONALD M. JACKSON

IN LAST MONTH'S ARTICLE, construction details for an accurate, wind- and rain-measuring device were described. Now it's time to build the antenna to complement the receiver and humidity and complicate the weather station. Experimenters' connections to your computer were described in *Electronics Now*, July and August 1993. This month the weather station's connection to the computer is described.

Air masses
To get the best, it's the humidity, although sometimes it's both that the weather station has the data you need. The temperature sensor, which is a 100-ohm resistor, is a thin-film device that is attached to a printed circuit board. The sensor is connected to the computer's data bus. The sensor is a 100-ohm resistor, and the data bus is a 100-ohm resistor. The sensor is a 100-ohm resistor, and the data bus is a 100-ohm resistor.

Signal-conditioning board
Most of the environmental sensors connect directly to the computer. They all require some signal conditioning from the computer shown in Fig. 1. The up-ports, RC filters, and digital processors prepare the outputs of various sensors so that the computer can measure them with maximum accuracy. In your Experimenters' Manual, you'll find a circuit diagram of the signal-conditioning board.

Humidity
The circuit consists of three major components: a micro-

DTMF DECODER

Scanner users: here's an inexpensive way to decode DTMF tones that you hear.

FRANK HANFORD

Have you ever been stuck about the dial tone multiple query (DTMF) tones heard on your scanner or amateur band receiver? The circuit discussed here will decode DTMF tones and display them as a liquid crystal display so that you can get a better understanding of the action on the radio bands.

The unit has a memory capacity of 4K bytes, so the need of building this project is a considerable one. It is a microcontroller-based instrument.

Microcontroller
The DTMF decoder is a silicon chip, the 73101, or the 73102, or the 73103, or the 73104, or the 73105, or the 73106, or the 73107, or the 73108, or the 73109, or the 73110, or the 73111, or the 73112, or the 73113, or the 73114, or the 73115, or the 73116, or the 73117, or the 73118, or the 73119, or the 73120, or the 73121, or the 73122, or the 73123, or the 73124, or the 73125, or the 73126, or the 73127, or the 73128, or the 73129, or the 73130, or the 73131, or the 73132, or the 73133, or the 73134, or the 73135, or the 73136, or the 73137, or the 73138, or the 73139, or the 73140, or the 73141, or the 73142, or the 73143, or the 73144, or the 73145, or the 73146, or the 73147, or the 73148, or the 73149, or the 73150, or the 73151, or the 73152, or the 73153, or the 73154, or the 73155, or the 73156, or the 73157, or the 73158, or the 73159, or the 73160, or the 73161, or the 73162, or the 73163, or the 73164, or the 73165, or the 73166, or the 73167, or the 73168, or the 73169, or the 73170, or the 73171, or the 73172, or the 73173, or the 73174, or the 73175, or the 73176, or the 73177, or the 73178, or the 73179, or the 73180, or the 73181, or the 73182, or the 73183, or the 73184, or the 73185, or the 73186, or the 73187, or the 73188, or the 73189, or the 73190, or the 73191, or the 73192, or the 73193, or the 73194, or the 73195, or the 73196, or the 73197, or the 73198, or the 73199, or the 73200, or the 73201, or the 73202, or the 73203, or the 73204, or the 73205, or the 73206, or the 73207, or the 73208, or the 73209, or the 73210, or the 73211, or the 73212, or the 73213, or the 73214, or the 73215, or the 73216, or the 73217, or the 73218, or the 73219, or the 73220, or the 73221, or the 73222, or the 73223, or the 73224, or the 73225, or the 73226, or the 73227, or the 73228, or the 73229, or the 73230, or the 73231, or the 73232, or the 73233, or the 73234, or the 73235, or the 73236, or the 73237, or the 73238, or the 73239, or the 73240, or the 73241, or the 73242, or the 73243, or the 73244, or the 73245, or the 73246, or the 73247, or the 73248, or the 73249, or the 73250, or the 73251, or the 73252, or the 73253, or the 73254, or the 73255, or the 73256, or the 73257, or the 73258, or the 73259, or the 73260, or the 73261, or the 73262, or the 73263, or the 73264, or the 73265, or the 73266, or the 73267, or the 73268, or the 73269, or the 73270, or the 73271, or the 73272, or the 73273, or the 73274, or the 73275, or the 73276, or the 73277, or the 73278, or the 73279, or the 73280, or the 73281, or the 73282, or the 73283, or the 73284, or the 73285, or the 73286, or the 73287, or the 73288, or the 73289, or the 73290, or the 73291, or the 73292, or the 73293, or the 73294, or the 73295, or the 73296, or the 73297, or the 73298, or the 73299, or the 73300, or the 73301, or the 73302, or the 73303, or the 73304, or the 73305, or the 73306, or the 73307, or the 73308, or the 73309, or the 73310, or the 73311, or the 73312, or the 73313, or the 73314, or the 73315, or the 73316, or the 73317, or the 73318, or the 73319, or the 73320, or the 73321, or the 73322, or the 73323, or the 73324, or the 73325, or the 73326, or the 73327, or the 73328, or the 73329, or the 73330, or the 73331, or the 73332, or the 73333, or the 73334, or the 73335, or the 73336, or the 73337, or the 73338, or the 73339, or the 73340, or the 73341, or the 73342, or the 73343, or the 73344, or the 73345, or the 73346, or the 73347, or the 73348, or the 73349, or the 73350, or the 73351, or the 73352, or the 73353, or the 73354, or the 73355, or the 73356, or the 73357, or the 73358, or the 73359, or the 73360, or the 73361, or the 73362, or the 73363, or the 73364, or the 73365, or the 73366, or the 73367, or the 73368, or the 73369, or the 73370, or the 73371, or the 73372, or the 73373, or the 73374, or the 73375, or the 73376, or the 73377, or the 73378, or the 73379, or the 73380, or the 73381, or the 73382, or the 73383, or the 73384, or the 73385, or the 73386, or the 73387, or the 73388, or the 73389, or the 73390, or the 73391, or the 73392, or the 73393, or the 73394, or the 73395, or the 73396, or the 73397, or the 73398, or the 73399, or the 73400, or the 73401, or the 73402, or the 73403, or the 73404, or the 73405, or the 73406, or the 73407, or the 73408, or the 73409, or the 73410, or the 73411, or the 73412, or the 73413, or the 73414, or the 73415, or the 73416, or the 73417, or the 73418, or the 73419, or the 73420, or the 73421, or the 73422, or the 73423, or the 73424, or the 73425, or the 73426, or the 73427, or the 73428, or the 73429, or the 73430, or the 73431, or the 73432, or the 73433, or the 73434, or the 73435, or the 73436, or the 73437, or the 73438, or the 73439, or the 73440, or the 73441, or the 73442, or the 73443, or the 73444, or the 73445, or the 73446, or the 73447, or the 73448, or the 73449, or the 73450, or the 73451, or the 73452, or the 73453, or the 73454, or the 73455, or the 73456, or the 73457, or the 73458, or the 73459, or the 73460, or the 73461, or the 73462, or the 73463, or the 73464, or the 73465, or the 73466, or the 73467, or the 73468, or the 73469, or the 73470, or the 73471, or the 73472, or the 73473, or the 73474, or the 73475, or the 73476, or the 73477, or the 73478, or the 73479, or the 73480, or the 73481, or the 73482, or the 73483, or the 73484, or the 73485, or the 73486, or the 73487, or the 73488, or the 73489, or the 73490, or the 73491, or the 73492, or the 73493, or the 73494, or the 73495, or the 73496, or the 73497, or the 73498, or the 73499, or the 73500, or the 73501, or the 73502, or the 73503, or the 73504, or the 73505, or the 73506, or the 73507, or the 73508, or the 73509, or the 73510, or the 73511, or the 73512, or the 73513, or the 73514, or the 73515, or the 73516, or the 73517, or the 73518, or the 73519, or the 73520, or the 73521, or the 73522, or the 73523, or the 73524, or the 73525, or the 73526, or the 73527, or the 73528, or the 73529, or the 73530, or the 73531, or the 73532, or the 73533, or the 73534, or the 73535, or the 73536, or the 73537, or the 73538, or the 73539, or the 73540, or the 73541, or the 73542, or the 73543, or the 73544, or the 73545, or the 73546, or the 73547, or the 73548, or the 73549, or the 73550, or the 73551, or the 73552, or the 73553, or the 73554, or the 73555, or the 73556, or the 73557, or the 73558, or the 73559, or the 73560, or the 73561, or the 73562, or the 73563, or the 73564, or the 73565, or the 73566, or the 73567, or the 73568, or the 73569, or the 73570, or the 73571, or the 73572, or the 73573, or the 73574, or the 73575, or the 73576, or the 73577, or the 73578, or the 73579, or the 73580, or the 73581, or the 73582, or the 73583, or the 73584, or the 73585, or the 73586, or the 73587, or the 73588, or the 73589, or the 73590, or the 73591, or the 73592, or the 73593, or the 73594, or the 73595, or the 73596, or the 73597, or the 73598, or the 73599, or the 73600, or the 73601, or the 73602, or the 73603, or the 73604, or the 73605, or the 73606, or the 73607, or the 73608, or the 73609, or the 73610, or the 73611, or the 73612, or the 73613, or the 73614, or the 73615, or the 73616, or the 73617, or the 73618, or the 73619, or the 73620, or the 73621, or the 73622, or the 73623, or the 73624, or the 73625, or the 73626, or the 73627, or the 73628, or the 73629, or the 73630, or the 73631, or the 73632, or the 73633, or the 73634, or the 73635, or the 73636, or the 73637, or the 73638, or the 73639, or the 73640, or the 73641, or the 73642, or the 73643, or the 73644, or the 73645, or the 73646, or the 73647, or the 73648, or the 73649, or the 73650, or the 73651, or the 73652, or the 73653, or the 73654, or the 73655, or the 73656, or the 73657, or the 73658, or the 73659, or the 73660, or the 73661, or the 73662, or the 73663, or the 73664, or the 73665, or the 73666, or the 73667, or the 73668, or the 73669, or the 73670, or the 73671, or the 73672, or the 73673, or the 73674, or the 73675, or the 73676, or the 73677, or the 73678, or the 73679, or the 73680, or the 73681, or the 73682, or the 73683, or the 73684, or the 73685, or the 73686, or the 73687, or the 73688, or the 73689, or the 73690, or the 73691, or the 73692, or the 73693, or the 73694, or the 73695, or the 73696, or the 73697, or the 73698, or the 73699, or the 73700, or the 73701, or the 73702, or the 73703, or the 73704, or the 73705, or the 73706, or the 73707, or the 73708, or the 73709, or the 73710, or the 73711, or the 73712, or the 73713, or the 73714, or the 73715, or the 73716, or the 73717, or the 73718, or the 73719, or the 73720, or the 73721, or the 73722, or the 73723, or the 73724, or the 73725, or the 73726, or the 73727, or the 73728, or the 73729, or the 73730, or the 73731, or the 73732, or the 73733, or the 73734, or the 73735, or the 73736, or the 73737, or the 73738, or the 73739, or the 73740, or the 73741, or the 73742, or the 73743, or the 73744, or the 73745, or the 73746, or the 73747, or the 73748, or the 73749, or the 73750, or the 73751, or the 73752, or the 73753, or the 73754, or the 73755, or the 73756, or the 73757, or the 73758, or the 73759, or the 73760, or the 73761, or the 73762, or the 73763, or the 73764, or the 73765, or the 73766, or the 73767, or the 73768, or the 73769, or the 73770, or the 73771, or the 73772, or the 73773, or the 73774, or the 73775, or the 73776, or the 73777, or the 73778, or the 73779, or the 73780, or the 73781, or the 73782, or the 73783, or the 73784, or the 73785, or the 73786, or the 73787, or the 73788, or the 73789, or the 73790, or the 73791, or the 73792, or the 73793, or the 73794, or the 73795, or the 73796, or the 73797, or the 73798, or the 73799, or the 73800, or the 73801, or the 73802, or the 73803, or the 73804, or the 73805, or the 73806, or the 73807, or the 73808, or the 73809, or the 73810, or the 73811, or the 73812, or the 73813, or the 73814, or the 73815, or the 73816, or the 73817, or the 73818, or the 73819, or the 73820, or the 73821, or the 73822, or the 73823, or the 73824, or the 73825, or the 73826, or the 73827, or the 73828, or the 73829, or the 73830, or the 73831, or the 73832, or the 73833, or the 73834, or the 73835, or the 73836, or the 73837, or the 73838, or the 73839, or the 73840, or the 73841, or the 73842, or the 73843, or the 73844, or the 73845, or the 73846, or the 73847, or the 73848, or the 73849, or the 73850, or the 73851, or the 73852, or the 73853, or the 73854, or the 73855, or the 73856, or the 73857, or the 73858, or the 73859, or the 73860, or the 73861, or the 73862, or the 73863, or the 73864, or the 73865, or the 73866, or the 73867, or the 73868, or the 73869, or the 73870, or the 73871, or the 73872, or the 73873, or the 73874, or the 73875, or the 73876, or the 73877, or the 73878, or the 73879, or the 73880, or the 73881, or the 73882, or the 73883, or the 73884, or the 73885, or the 73886, or the 73887, or the 73888, or the 73889, or the 73890, or the 73891, or the 73892, or the 73893, or the 73894, or the 73895, or the 73896, or the 73897, or the 73898, or the 73899, or the 73900, or the 73901, or the 73902, or the 73903, or the 73904, or the 73905, or the 73906, or the 73907, or the 73908, or the 73909, or the 73910, or the 73911, or the 73912, or the 73913, or the 73914, or the 73915, or the 73916, or the 73917, or the 73918, or the 73919, or the 73920, or the 73921, or the 73922, or the 73923, or the 73924, or the 73925, or the 73926, or the 73927, or the 73928, or the 73929, or the 73930, or the 73931, or the 73932, or the 73933, or the 73934, or the 73935, or the 73936, or the 73937, or the 73938, or the 73939, or the 73940, or the 73941, or the 73942, or the 73943, or the 73944, or the 73945, or the 73946, or the 73947, or the 73948, or the 73949, or the 73950, or the 73951, or the 73952, or the 73953, or the 73954, or the 73955, or the 73956, or the 73957, or the 73958, or the 73959, or the 73960, or the 73961, or the 73962, or the 73963, or the 73964, or the 73965, or the 73966, or the 73967, or the 73968, or the 73969, or the 73970, or the 73971, or the 73972, or the 73973, or the 73974, or the 73975, or the 73976, or the 73977, or the 73978, or the 73979, or the 73980, or the 73981, or the 73982, or the 73983, or the 73984, or the 73985, or the 73986, or the 73987, or the 73988, or the 73989, or the 73990, or the 73991, or the 73992, or the 73993, or the 73994, or the 73995, or the 73996, or the 73997, or the 73998, or the 73999, or the 74000, or the 74001, or the 74002, or the 74003, or the 74004, or the 74005, or the 74006, or the 74007, or the 74008, or the 74009, or the 74010, or the 74011, or the 74012, or the 74013, or the 74014, or the 74015, or the 74016, or the 74017, or the 74018, or the 74019, or the 74020, or the 74021, or the 74022, or the 74023, or the 74024, or the 74025, or the 74026, or the 74027, or the 74028, or the 74029, or the 74030, or the 74031, or the 74032, or the 74033, or the 74034, or the 74035, or the 74036, or the 74037, or the 74038, or the 74039, or the 74040, or the 74041, or the 74042, or the 74043, or the 74044, or the 74045, or the 74046, or the 74047, or the 74048, or the 74049, or the 74050, or the 74051, or the 74052, or the 74053, or the 74054, or the 74055, or the 74056, or the 74057, or the 74058, or the 74059, or the 74060, or the 74061, or the 74062, or the 74063, or the 74064, or the 74065, or the 74066, or the 74067, or the 74068, or the 74069, or the 74070, or the 74071, or the 74072, or the 74073, or the 74074, or the 74075, or the 74076, or the 74077, or the 74078, or the 74079, or the 74080, or the 74081, or the 74082, or the 74083, or the 74084, or the 74085, or the 74086, or the 74087, or the 74088, or the 74089, or the 74090, or the 74091, or the 74092, or the 74093, or the 74094, or the 74095, or the 74096, or the 74097, or the 74098, or the 74099, or the 74100, or the 74101, or the 74102, or the 74103, or the 74104, or the 74105, or the 74106, or the 74107, or the 74108, or the 74109, or the 74110, or the 74111, or the 74112, or the 74113, or the 74114, or the 74115, or the 74116, or the 74117, or the 74118, or the 74119, or the 74120, or the 74121, or the 74122, or the 74123, or the 74124, or the 74125, or the 74126, or the 74127, or the 74128, or the 74129, or the 74130, or the 74131, or the 74132, or the 74133, or the 74134, or the 74135, or the 74136, or the 74137, or the 74138, or the 74139, or the 74140, or the 74141, or the 74142, or the 74143, or the 74144, or the 74145, or the 74146, or the 74147, or the 74148, or the 74149, or the 74150, or the 74151, or the 74152, or the 74153, or the 74154, or the 74155, or the 74156, or the 74157, or the 74158, or the 74159, or the 74160, or the 74161, or the 74162, or the 74163, or the 74164, or the 74165, or the 74166, or the 74167, or the 74168, or the 74169, or the 74170, or the 74171, or the 74172, or the 74173, or the 74174, or the 74175, or the 74176, or the 74177, or the 74178, or the 74179, or the 74180, or the 74181, or the 74182, or the 74183, or the 74184, or the 74185, or the 74186, or the 74187, or the 74188, or the 74189, or the 74190, or the 74191, or the 74192, or the 74193, or the 74194, or the 74195, or the 74196, or the 74197, or the 74198, or the 74199, or the 74200, or the 74201, or the 74202, or the 74203, or the 74204, or the 74205, or the 74206, or the 74207, or the 74208, or the 74209, or the 74210, or the 74211, or the 74212, or the 74213, or the 74214, or the 74215, or the 74216, or the 74217, or the 74218, or the 74219, or the 74220, or the 74221, or the 74222, or the 74223, or the 74224, or the 74225, or the 74226, or the 74227, or the 74228, or the 74229, or the 74230, or the 74231, or the 74232, or the 74233, or the 74234, or the 74235, or the 74236, or the 74237, or the 74238, or the 74239, or the 74240, or the 74241, or the 74242, or the 74243, or the 74244, or the 74245, or the 74246, or the 74247, or the 74248, or the 74249, or the 74250, or the 74251, or the 74252, or the 74253, or the 74254, or the 74255, or the 74256, or the 74257, or the 74258, or the 74259, or the 74260, or the 74261, or the 74262, or the 74263, or the 74264, or the 74265, or the 74266, or the 74267, or the 74268, or the 74269, or the 74270, or the 74271, or the 74272, or the 74273, or the 74274, or the 74275, or the 74276, or the 74277, or the 74278, or the 74279, or the 74280, or the 74281, or the 74282, or the 74283, or the 74284, or the 74285, or the 74286, or the 74287, or the 74288, or the 74289, or the 74290, or the 74291, or the 74292, or the 74293, or the 74294, or the 74295, or the 74296, or the 74297, or the 74298, or the 74299, or the 74300, or the 74301, or the 74302, or the 74303, or the 74304, or the 74305, or the 74306, or the 74307, or the 74308, or the 74309, or the 74310, or the 74311, or the 74312, or the 74313, or the 74314, or the 74315, or the 74316, or the 74317, or the 74318, or the 74319, or the 74320, or the 74321, or the 74322, or the 74323, or the 74324, or the 74325, or the 74326, or the 74327, or the 74328, or the 74329, or the 74330, or the 74331, or the 74332, or the 74333, or the 74334, or the 74335, or the 74336, or the 74337, or the 74338, or the

BUILD THIS

31 BUILD A DIVERSITY ANTENNA SYSTEM AND IMPROVE THE PERFORMANCE OF ANY CAR STEREO

Our diversity circuit eliminates multipath noise as you drive.
John Neves & Bill Lewis

40 COMPUTERIZED WEATHER STATION

Add temperature and humidity sensors to the weather station.
Ronald M. Jackson

53 DTMF DECODER

An inexpensive way to decode the Touch-Tones that you hear on your scanner.
Frank Hampshire

57 LCD AMMETER AND RF POWER METER

Put Duracell's Copper Top Testers to work in these useful test instruments!
Brian McKean

61 100-WATT DUMMY LOAD

Our low-cost, 50-ohm dummy antenna can dissipate 100 watts in the 160- to 10-meter amateur bands.
Linton G. Robertson, KJ6EF

64 AUTOPATCH SELECTOR FOR RADIO AMATEURS

Control almost anything from your UHF transceiver!
Peter A. Lovelock

TECHNOLOGY

65 TRANSISTOR COOKBOOK

Common-base and common-collector circuits.
Ray Marston

DEPARTMENTS

6 VIDEO NEWS

What's new in this fast-changing field.
David Lachenbruch

16 EQUIPMENT REPORTS

Wavetek 2010 DMM.

27 DRAWING BOARD

More on software copy protection
Robert Grossblatt

73 HARDWARE HACKER

Dialog and Usenet access, and more!
Don Lancaster

84 AUDIO UPDATE

The CD decade.
Larry Klein

AND MORE

98 Advertising Sales Offices

98 Advertising Index

94 Buyer's Mart

14 Letters

26 New Lit

22 New Products

8 Q&A

4 What's News

Electronics NOW[®]

Hugo Gernsback (1884-1967) founder

Larry Steckler, EHF, CET,
editor-in-chief and publisher

EDITORIAL DEPARTMENT

Brian C. Fenton, editor

Marc Spiwak, associate editor

Neil Sclater, associate editor

Teri Scaduto, assistant editor

Jeffrey K. Holtzman
computer editor

Robert Grossblatt, circuits editor

Larry Klein, audio editor

David Lachenbruch

contributing editor

Don Lancaster

contributing editor

Evelyn Rose, editorial assistant

ART DEPARTMENT

Andre Duzant, art director

Injae Lee, illustrator

Russell C. Truelson, illustrator

PRODUCTION DEPARTMENT

Ruby M. Yee, production director

Karen S. Brown

advertising production

Marcella Amoroso

production assistant

Lisa Rachowitz

editorial production

CIRCULATION DEPARTMENT

Jacqueline P. Cheeseboro

circulation director

Wendy Alanko

circulation analyst

Theresa Lombardo

circulation assistant

Michele Torriolo

reprint bookstore

Typography by Mates Graphics

Cover artwork by David Winslow,

Video University Graphics

Electronics Now is indexed in *Applied Science & Technology Index*, *and Readers Guide to Periodical Literature*, *Academic Abstracts*, and *Magazine Article Summaries*. Microfilm & Microfiche editions are available. Contact circulation department for details.

Advertising Sales Offices listed on page 98.

Electronics Now Executive and Administrative Offices

1-516-293-3000.

Subscriber Customer Service:

1-800-288-0652.

Order Entry for New Subscribers:

1-800-999-7139.

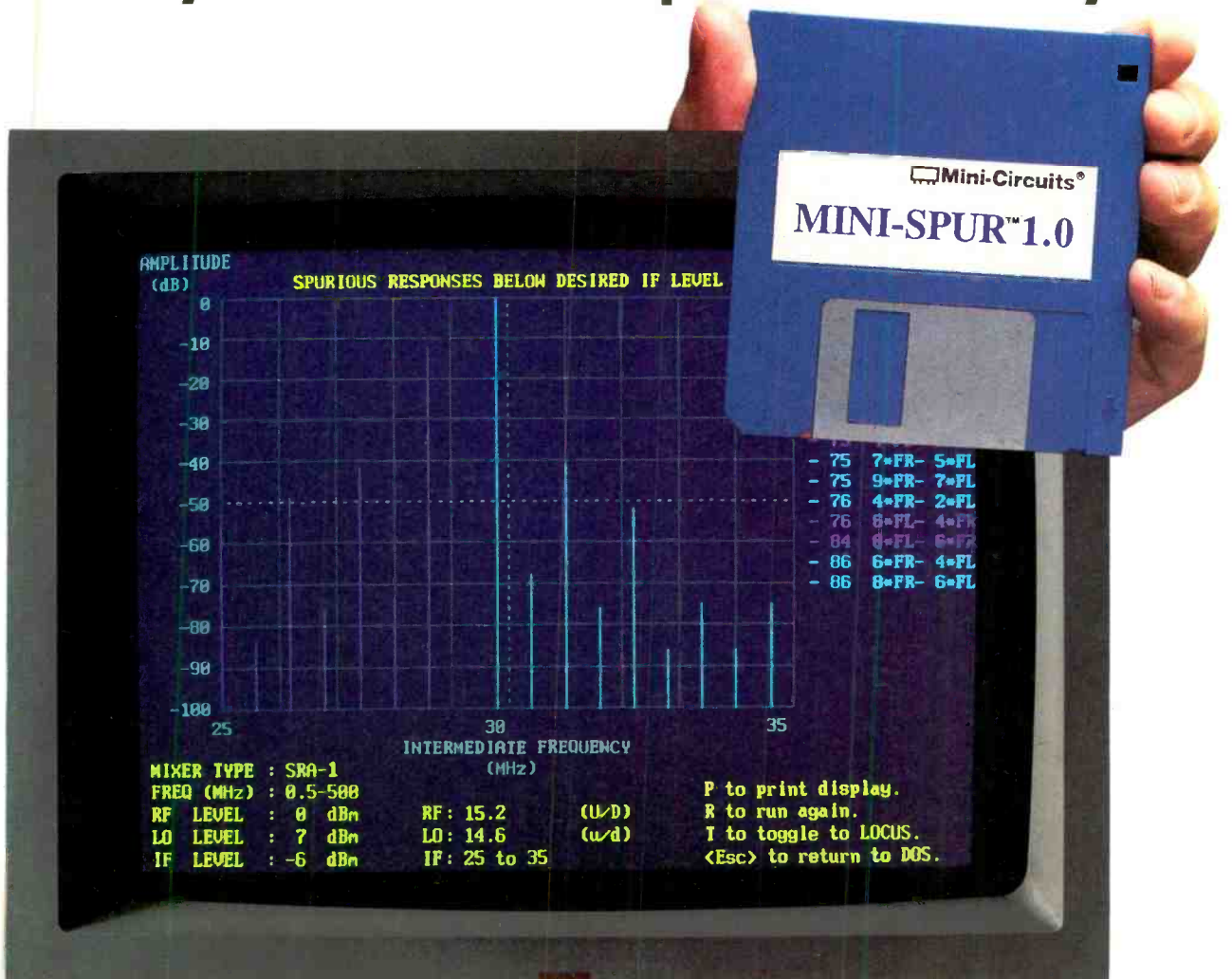


Audit Bureau
of Circulations
Member



Mini-Spur™ 1.0

turns your PC into a Spectrum Analyzer



Spot Spurious Signals Easily...
choose the best mixer for your design problems

\$4995



Free... 740 page RF/IF
Designer's Handbook with
purchase of Mini-Spur® program
place order as *Designer's Special, DS-1* finding new ways...

setting higher standards

Mini-Circuits®

P.O. Box 350166, Brooklyn, New York 11235-0003 (718) 934-4500 Fax (718) 332-4661
WE ACCEPT AMERICAN EXPRESS AND VISA

Distribution Centers NORTH AMERICA 800-654-7949 • 417-335-5935 Fax 417-335-5945 EUROPE 44-252-835094 Fax 44-252-837010

For detailed specs on all Mini-Circuits products refer to • THOMAS REGISTER Vol. 23 • MICROWAVES PRODUCT DIRECTORY • EEM • MINI-CIRCUITS' 740-pg HANDBOOK 3

CUSTOM PRODUCT NEEDS... **Let Our Experience Work For You.**

F167 REV. A

CIRCLE 182 ON FREE INFORMATION CARD

WHAT'S NEWS

A review of the latest happenings in electronics.

MiniDisc Data Discs

Building on its audio MiniDisc specifications, Sony has announced a set of standards for its MD DATA, a compact data storage medium for personal computers that it hopes will replace magneto-optical floppy disks.

Sony sees MD DATA meeting the computer industry's growing need for more compact, high-density storage. The new MD DATA discs will hold graphic and audio data as well as text. They offer 140-mega-bytes of memory capacity; this allows the storage of about 2000 frames of still color images on each disc. A data-transfer rate of 150 kilobytes per second allows them to record full-motion video.

There are three different kinds of MD DATA discs, and all can be "played" on a single drive mechanism. Prerecorded MD DATA ("MD ROM") discs contain prepackaged software, while recordable "Rewritable MD" discs are for personal data-storage use. For interactive applications, "Hybrid MD DATA" discs have some sectors that are permanently prerecorded, leaving others for the user's data.



SONY'S 140-MBYTE MD DATA computer discs include the blank disc (left) that could replace today's floppy disk, and the preprogrammed "firmware" version (right). A third disc contain both pre-programmed and blank sectors.

As part of its MD DATA standard, Sony has developed a file system that determines how information is encoded onto the disc. The system provides compatibility between computers that have different microprocessors or different operating systems.

According to Sony, MD DATA discs eliminate the problem of interchanging floppy disk data between different brands of computers. They say that once MD DATA system software is installed, any information written onto MD DATA discs can be retrieved and modified, regardless of differences in the CPU's or operating systems.

The discs are similar in appearance to, but can easily be distinguished from, audio MiniDiscs. MD DATA discs are encoded to prevent playback and recording on MD audio systems.

Motorola Facility slated for 1995 opening

Motorola has announced its plans to start construction in October on a new combined advanced products R&D laboratory and metal-oxide semiconductor (MOS) manufacturing plant at Austin, Texas.

The facility will produce, among other devices, advanced RISC and CISC microprocessors, and fast static-RAM memory. The 800,000-square-foot facility is expected to cost between \$850 million and \$1 billion. It will contain 90,000 square feet of Class-One clean-room of which 34,000 square feet will be assigned as a laboratory and 56,000 will be assigned for wafer fabrication.

Motorola has responded to environmental protection imperatives by limiting the amount of waste gas and chemicals released into the atmosphere and ground. For example,



MOTOROLA'S R&D LAB AND FACTORY, to be built in Austin, Texas, is expected to open in 1995.

a sulfuric acid recycling system will reduce chemical waste, and air-emission scrubbers will condition air exhausted from the plant. A waste-water treatment plant will clean up the water, and a double-walled chemical storage and delivery system will minimize the toxic chemicals stored at the plant.

The laboratory is expected to open in early 1995, and manufacturing is slated to begin in 1996.

ISCET authorized to administer FCC exams

The Federal Communications Commission (FCC) has authorized the International Society of Certified Electronics Technicians (ISCET) to administer FCC exams for certificates and permits.

Included are First, Second, and Third Class Radiotelegraph Operator's Certificates, the General Radiotelephone Operator License, the Marine Radio Operator Permit, the Restricted Radiotelephone Operator Permit, the Global Maritime Distress and Safety System (GMDSS) Operator's and Maintainer's Licenses, and the Ship Radar Endorsement.

Out of 60 entities that applied to the FCC to administer the examinations, only nine were selected. Those nine, including ISCET, will receive the question pools for the General Radiotelephone Operator's License and Marine Radio Operator Permit exams by the end of July, 1993. Other elements will be available at a later date, due to an insufficient quantity of available questions for the pool.

ISCET will have examinations prepared and its test administrators recertified for the FCC exams before the end of August. Information about ISCET and both FCC and Certified Electronics Technicians (CET) exams is available from ISCET, 2708 West Berry, Fort Worth, TX 76109; Phone 817-921-9061, or fax 817-921-3741. □

VICA Skill Olympics winners announced

The winners of the 29th annual Vocational Industrial Clubs of America (VICA) United States Skill Olympics were announced this summer. The contests were held at the VICA National Leadership Conference in Louisville, Kentucky. More than 3600 vocational students competed in 53 different trade, technical, and leadership fields.

Competitors worked against the clock and each other to prove their job skills for such occupations as electronics technician, technical draftsman, machinist, paramedical, and cooking and baking. In the leadership-skills contests, students competed in unrehearsed public speaking and leadership in meetings that followed parliamentary procedure.

In the electronic products servicing contest, the secondary division first-, second- and third-place winners, were Emil Ureel (Port Huron, MI), Robert Barnes (Lincoln, ND), and Bryan Glotzbach (Scottsville, NY), in that order. In the post-secondary division, first-, second-, and third-place honors went to Martin Vigesaa (Fargo, MN), Erwin Biermans (Cape Coral, FL), and Bryan Greene (Florence, KY).

Section I of the electronic products servicing contest was held at six individual test stations. The participants were asked to service modern TVs, VCRs and radios. Section II tested the students' workmanship in soldering as each assembled an electronic kit. Section III was a written exam that tested the participants' understanding of safety procedures, basic electronic theory, and standard servicing practice.

VICA is the national organization for students being trained in technical and health occupations.

The contests, planned by committees made up of representatives of labor and management, are intended to test those skills needed for success in each field. In the electronic products servicing contest, committee members included representatives from the Electronic Industries Association and several electronics and test equipment manufacturers.

The Meter to Pick When You Have Things to Fix

No Other DMM Makes So Many Measurements So Many Ways!

	True RMS AC on DC	True RMS AC	Average Responding AC	DC	Resistance to 0.01 Ω	Diode Test, Continuity	Capacitance to 2000 μF	Frequency to 2 MHz	Duty Cycle	50 ns Pulse Detector	True RMS AC on DC	True RMS AC	Average Responding AC	DC
	VOLTAGE				CURRENT									
Digital Readout Backlit 4-digit display with big numerals (17mm, 5/8").	✓	✓	✓	✓	✓	✓	✓	✓	✓	✓	✓	✓	✓	✓
Analog Bar Graph Simulates an analog meter to indicate trends and changes.	✓	✓	✓	✓	✓	✓	✓	✓	✓	✓	✓	✓	✓	✓
Probe Hold™ Store your last stable reading for later; allows safer meter operation because you can keep your eyes on your work.	✓	✓	✓	✓	✓	✓	✓	✓	✓	✓	✓	✓	✓	✓
Peak Hold™ Measure and store peaks as short as 1ms. Detect transients, measure inrush currents, and determine crest factors.	✓	✓	✓	✓	✓	✓	✓	✓	✓	✓	✓	✓	✓	✓
Auto Min Max™ with Averaging Record the minimum, the maximum and the average reading, <i>unattended</i> . Fully autoranging for maximum resolution.	✓	✓	✓	✓	✓	✓	✓	✓	✓	✓	✓	✓	✓	✓
Auto Rel™ Relative Mode Read the difference between the present and previously stored values. Fully autoranging for maximum resolution.	✓	✓	✓	✓	✓	✓	✓	✓	✓	✓	✓	✓	✓	✓
Intermittent Detector Locate intermittents, broken wires, loose connections quickly and easily. Once you've used Wavetek's exclusive Fault Finder™, you'll never want to be without it.	✓	✓	✓	✓	✓	✓	✓	✓	✓	✓	✓	✓	✓	✓

The Wavetek Model 2030 DMM is packed with powerful tools for tough troubleshooting jobs. The exclusive Fault Finder pinpoints intermittents faster than any other multimeter. Memory modes can store readings while your hands and eyes are busy. *True rms*, as well as peak readings, help hunt down damaging power harmonics.

And there's a big, 10,000-count backlit display, and an easy-to-use MENU system that lets you jump between all these capabilities without having to drag out the manual.

The Wavetek 2030. It's the one meter you'll choose when it's time to fix something.



Wavetek Corporation
9145 Balboa Avenue
San Diego, CA 92123
(800) 854-2708
(619) 279-2200

©1993 Wavetek Corporation



CIRCLE 98 ON FREE INFORMATION CARD

VIDEO NEWS

What's new in the fast-changing video industry.

DAVID LACHENBRUCH

● **"Flat Vision" TV.** A unique display device that combines some of the principles of the cathode ray tube with the addressing system of the liquid-crystal display is now in production in Japan. Its developer, Matsushita Electric, maker of Panasonic TV sets, forecasts that "Flat Vision" will take over more than 10% of the world's electronic-display market by the year 2000.

Flat Vision, described as a "beam matrix" tube, has been under development by Matsushita for about 20 years and was demonstrated in early prototype form in 1985. It produces a 14-inch color picture and its first version is about 3.9 inches deep. It is being offered in Japan equipped with a TV tuner (at the forbidding price of almost \$2700). However, Matsushita says that its Flat Vision tube can be mass produced more cheaply than a CRT. By the time the product is exported, around the end of next year, it could be competitively priced.

The Flat Vision tube is said to be the equivalent of about 10,000 tiny individual picture tubes, all in the same evacuated glass envelope. In place of the electron gun in CRT's, it has 44 horizontal "line cathodes," which run the width of the tube. Mounted vertically are 222 control electrodes, producing 9768 junctions where the cathode and control electrodes cross. Each junction, or matrix, controls its own screen area with 20 sets of red, green, and blue phosphor dots, 10 sets vertically by two horizontally.

Although the display works as a conventional picture tube—electron beams activate phosphor dots, making them glow—it is addressed by a series of flat electrodes (within the glass sandwich). Matsushita expects to build the tube for displays as large as 25 inches, and possibly to 40 inches. It expects Flat Vision tubes to become common for computers, multimedia devices, and

other applications that will benefit from slim dimensions and high picture quality.

● **Video MiniDisc?** Sony's tiny MiniDisc digital audio recording system is expanding into data storage. The company announced standards for an "MD Data" system that could be used in personal computers or portable digital-data products. Sony plans to try to standardize MD Data as a replacement for the floppy disc. Among its claimed advantages are low cost, higher recording density (actually double that of a CD-ROM), small size, portability, low power consumption, and the ability to store graphics, still pictures, and video.

MD Data has the ability to hold 2000 frames of still color pictures or 15 minutes of compressed full-motion video with digital sound. That last attribute has led industry observers to question whether—or when—the MiniDisc would be adapted as a video-recording medium. Its small size and light weight would make it an obvious candidate for a camcorder medium. However, Sony engineers caution that 15 minutes of video simply isn't enough, and expanded playing and recording time for MiniDisc is still in the future.

In 1992, when the audio MD was introduced, Sony President Norio Ohga said it had a future as a video-recording medium, with the advantage of quick random-access properties—a decided improvement over tape. However, Sony executives told attendees at a recent technical seminar that long-playing, 2½-inch video MD is perhaps five years off. Sony presumably will await the commercial introduction of a suitable blue laser for recording on an optical disc with a much smaller spot size than current infrared models. A continuous-wave blue laser with a wavelength of 460 to 500 nanometers (compared with

780 nm for infrared lasers) could lead to many new applications of optical discs by increasing recording density by a factor of 2.5. Sony has already succeeded in achieving stable emission of a blue-green semiconductor laser at room temperature, considered a step toward the blue laser.

● **Cable interface.** The cable-TV and consumer-electronics industries have agreed on a series of steps to make cable systems more compatible with such home equipment as TV sets and VCR's. They have submitted their recommendations to the FCC, as required by the Cable TV Act of 1992. In the near term, the agreement provides for signal scrambling only as a last resort—where other measures aren't effective.

In the longer term, the two factions agreed to work together to develop a "decoder interface" for the back of TV's and VCR's to permit "signals to exit and enter the TV or VCR for external descrambling or decryption," eliminating the need for set-top boxes. That interface would work with either analog or digital signals, anticipating digital cable systems. It would permit access to all channels without the need for a converter. This would reduce duplication of circuits between the TV and cable system, thus increasing video and audio quality by eliminating redundant processing. It would also reduce energy consumption.

Receiver manufacturers agreed to improve the front-end design of their sets to facilitate both broadcast and cable reception, and to eliminate direct pickup problems when broadcast and cable programs are on the same channel. To compensate for the increased cost of the sets, the FCC was asked to require lower cable subscriber rates. □

Pulse. Function. And Wave.

(Good-bye to imported instruments)

Ultravariab Pulse Generator

- 0.5 to 5MHz
- Run, Triggered, Gate, Single-Shot
- Independent width and space controls
- Variable 50Ω output

Model 4001

\$199.95

Audio/Sweep Generator

- Sine/Square/Triangle
- 1Hz to 100kHz
- Variable DC offset
- Sweepable 100:1

Model 2001

\$178.50

2MHz Sweep Function Generator

- 0.2Hz to 2MHz
- Duty-cycle, symmetry controls
- 50Ω output
- VCO input

Model 2002

\$219.95

Digitally Synthesized Generator

- DC to 1.6MHz
- Trigger, Sweep, Burst, Hop and Gate modes
- Internal/External Sweep
- Sine, Square, Triangle, Ramps
- Optional RS-485 communications port
- 16 programmable memories

Model 2003

\$499.95



Compare the specifications and the prices of these four instruments with the competition. Then compare the labels. Global's say "Proudly Made in U.S.A.". Designed and manufactured in our Connecticut factory with the value and quality that Global is known for. The competitors, they look alike because they are. Different names on the front. The same label on the back. "Made in Taiwan".

With Global you'll get a Good Buy, and can say Good-bye to imports.



Can't Wait? Call... 1-800-572-1028

GLOBAL SPECIALTIES
70 Fulton Terrace
New Haven, CT 06512
FAX 468-0060

© 1992 Interplex Electronics
Specifications subject to change without notice.

A004

Interplex Industries company

November 1993, Electronics Now

7

Write to Q & A, Electronics Now, 500-B Bi-County Blvd., Farmingdale, NY 11735

FUSSY BBS

I finally gave in to all the advertisements for Prodigy and bought a new 9600-baud modem. After several weeks of effort I'm still unable to use their service—I always get an error message when I call. Since it seems to take about a half hour to get someone on the phone, and another half hour to find out that his suggestions don't work, I'm just about at my wits end. I know *Electronics Now* is not a computer magazine, but at this point I don't know what to do. Any suggestions?—R. Bishef, Keystone, SD

And all this time I thought that only happened to me! I also had teething problems with Prodigy and perhaps what I found out can help you.

Prodigy's software is one of the pickiest communications programs I have ever seen. Sometimes it won't even work with modems that have no trouble connecting to any other dial-up service in the universe. Although I don't pretend to know all there is to know about Prodigy, I've managed to make some empirical observations that might be helpful to you, assuming that your modem is working correctly.

The most important thing to realize is that Prodigy will not tolerate an IRQ conflict. Even if your modem is smart enough to share interrupts with another piece of hardware, Prodigy will give you an error (either a 25 or 26). The DIAGNOSE program supplied with Prodigy will refuse to even test a modem if there's an interrupt conflict.

There's no understandable relationship between the modem baud rate reported by DIAGNOSE and the actual capability of your modem. When I run it in my computer, it reports back 2400 baud even though I connect to Prodigy at 9600.

The DIAGNOSE program responds strangely to interrupts. The

"Check Ports" option will correctly locate a modem and identify its assigned interrupt regardless of the interrupt line you use. The "Check Modem" option, however, will refuse to find, much less test, a modem that uses a non-standard port address/interrupt combination. And if your modem is configured for either IRQ2 or IRQ5, the "Check Modem" option won't work regardless of the COM port you're using.

I'm mentioning these anomalies so you'll understand that your modem might work perfectly well with the Prodigy software and still fail to be recognized by their diagnostic software. Or vice versa, for that matter. That's the case with me.

Prodigy's software wants to deal with a modem that has absolutely no special features at all. This includes such things as MNP error correction and data compression. As a result, you have to add a modem initialization string to the end of the CONFIG.SM file in your Prodigy directory. You can use an ASCII text editor or, more awkwardly, the MODEMUTL program supplied with Prodigy.

I'm sure you've heard this before from the technical support people at Prodigy, but you'll have to go through your modem manual and put together a string that disables everything your modem can do except respond to commands. If this doesn't take care of the problem and you still want to use Prodigy, you'll have to get another modem. It might sound silly, but as long as you understand that the problem is with Prodigy and not your modem, you can at least make an informed decision about what to do.

HEARING AID

I've been repairing monitors for years, and occasionally I get one that gives off a high-frequency squeal (around 15 kHz) from the horizontal oscillator.

My problem is that I can't hear the squeal, although other technicians 25 feet away can. Is there a simple circuit I can build that will detect this sound and indicate its presence on something I can see?—G. Swindell, Deptford, NJ

What you need is a frequency detector, which consists of two basic circuits. The first section has to capture the sound from the environment, and that means a microphone and maybe an amplifier is needed. The second section has to react only to the presence of only the frequency you're interested in—namely 15 kHz.

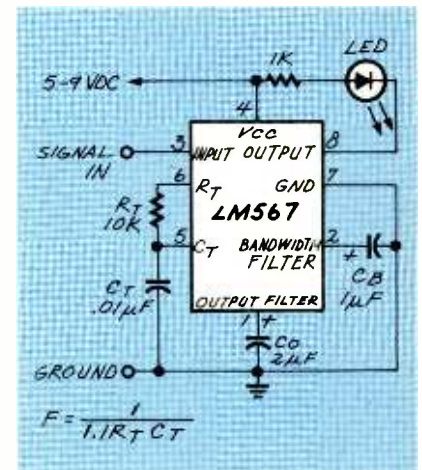


FIG. 1—THIS CIRCUIT will detect the presence of a 15-kHz audio signal and light the LED when it does so.

Most microphones and amplifiers available today have bandwidths that go way beyond 15 kHz, so the first half of your circuit is easy. You can either build a simple amplifier circuit or just use the output of any audio tape recorder that has a built-in microphone.

The second half of the system, the one that is frequency-sensitive, is much more interesting. Although there are several ways you could build something like this, the easiest way to do it is to base the circuit around an LM567 tone-decoder

Just like these Fully Trained Electronics Professionals



"Thanks to CIE I have tripled my previous salary, and I am now in a challenging and rewarding new field where only the sky is the limit."

Daniel Wade Reynolds
Industrial Electrician
Ore-Ida Foods



"CIE was recommended to me by my boss. It was appealing since I could study at my own pace at home and during business travel."

Dan Parks
Marketing Manager/Consumer Products
Analog Devices, Inc.



"I loved the flexibility CIE offered. It was the only way I could continue both school and my demanding job."

Britt A. Hanks
Director of Engineering
Petroleum Helicopters, Inc.



"I liked the way the school was set up with laboratory assignments to enforce conceptual learning. The thing which impressed me the most about CIE's curriculum is the way they show application for all the theory that is presented."


Daniel N. Parkman
Missile Electro-Mechanical Technician
U.S. Air Force



"Completing the course gave me the ability to efficiently troubleshoot modern microprocessor based audio and video systems and enjoy a sense of job security."

Tony Reynolds
Service Manager/Technician
Threshold Audio & Video

Graduate with an Associate Degree from CIE!



CIE is the best educational value you can receive if you want to learn about electronics, and earn a good income with that knowledge. CIE's reputation as the world leader in home study electronics is based solely on the success of our graduates. And we've earned our reputation with an unconditional commitment to provide our students with the very best electronics training.

Just ask any of the 150,000-plus graduates of the Cleveland Institute of Electronics who are working in high-paying positions with aerospace, computer, medical, automotive and communications firms throughout the world. They'll tell you success didn't come easy...but it did come...thanks to their CIE training. And today, a career in electronics offers more rewards than ever before.

CIE IS COMMITTED TO BEING THE BEST...IN ONE AREA...ELECTRONICS.

CIE isn't another be-everything-to-everyone school. CIE teaches only one subject and we believe we're the best at what we do. Also, CIE is accredited by the National Home Study Council. And with more than 1,000 graduates each year, we're the largest home study school specializing exclusively in electronics. CIE has been training career-minded students for nearly sixty years and we're the best at our subject...
ELECTRONICS... IT'S THE ONLY SUBJECT WE TEACH!


CIE PROVIDES A LEARNING METHOD SO GOOD IT'S PATENTED.

CIE's AUTO-PRO-GRAMMED® lessons are a proven learning method for building valuable electronics

career skills. Each lesson is designed to take you step-by-step and principle-by-principle. And while all of CIE's lessons are designed for independent study, CIE's instructors are personally available to assist you with just a toll free call. The result is practical training... the kind of experience you can put to work in today's marketplace.

LEARN BY DOING...WITH STATE-OF-THE-ART EQUIPMENT AND TRAINING.

CIE pioneered the first Electronics Laboratory



electronics. And every CIE Course earns credit towards the completion of your Associate in Applied Science Degree. So you can work toward your degree in stages or as fast as you wish. In fact, CIE is the only school that actually rewards you for fast study, which can save you money.

Course and the first Microprocessor Course. Today, no other home study school can match CIE's state-of-the-art equipment and training. And all your laboratory equipment, books and lessons are included in your tuition. It's all yours to use while you study and for on-the-job after you graduate.

PERSONALIZED TRAINING....TO MATCH YOUR BACKGROUND.

While some of our students have a working knowledge of electronics others are just starting out. That's why CIE has developed twelve career courses and an A.A.S. Degree program to choose from. So, even if you're not sure which electronics career is best for you, CIE can get you started with core lessons applicable to all areas in



YES! I want to get started. Send me my CIE course catalog including details about the Associate Degree Program. (For your convenience, CIE will have a representative contact you - there is no obligation.)

Please Print Clearly

AE56

Name _____

Address _____

City _____

State _____ Zip _____ Age _____

Phone No. _____

Check box for G.I. Bill Benefits.

Veteran

Active Duty

Cleveland Institute of Electronics, Inc.
1776 East 17th Street
Cleveland, OH 44114

A School of Thousands.
A Class of One. Since 1934.

Earn Your B.S. Degree in ELECTRONICS or COMPUTERS



By Studying at Home

Grantham College of Engineering, now in our 43rd year, is highly experienced in "distance education"—teaching by correspondence—through printed materials, computer materials, fax, and phone.

No commuting to class. Study at your own pace, while continuing on your present job. Learn from easy-to-understand but complete and thorough lesson materials, with additional help from our instructors.

Our Computer B.S. Degree Program includes courses in BASIC, PASCAL and C languages — as well as Assembly Language, MS DOS, CADD, Robotics, and much more.

Our Electronics B.S. Degree Program includes courses in Solid-State Circuit Analysis and Design, Control Systems, Analog/Digital Communications, Microwave Engr, and much more.

An important part of being prepared to *move up* is holding the right college degree, and the absolutely necessary part is knowing your field. Grantham can help you both ways—to learn more and to earn your degree in the process.

Write or phone for our free catalog. Toll free, 1-800-955-2527, or see mailing address below.

Accredited by
the Accrediting Commission of the
National Home Study Council

GRANTHAM
College of Engineering
Grantham College Road
Slidell, LA 70460

IC—it's specially made for the job. It started its life as the heart of most telephone DTMF decoders, but that job has been passed on to more specialized ICs.

The LM567 is an 8-pin DIP IC that can be made into a tone detector with the addition of only four components as shown in Fig. 1. The values of the timing components R_T and C_T have been chosen to give the LM567 a center bandwidth of about 15 kHz.

The chip has an on-board voltage controlled oscillator (VCO) whose output frequency is set by R_T and C_T . Two phase detectors within the IC compare the input frequency to the center frequency of the VCO. When the input frequency is within the capture range (centered around the VCO's frequency), the LM567's output will go low.

The bandwidth and output delay are configurable, and are set by the values chosen for C_B and C_O , respectively. You should experiment with the LM567 before settling on your final circuit design. In general, C_O should be about twice the value of C_B , and the narrower the bandwidth (with increasing values of C_B), the longer it will take the output to go low. The formula for calculating bandwidth, as a percentage of the center frequency, or f_C , is as follows:

$$BW = 1070\sqrt{V_{IN}/f_C C_B}$$

Even though the LM567 is a fairly simple chip to use, it's a good idea to have a data sheet in front of you while you're designing the circuit since the math shown on the sheet can speed up the design work.

TEMPERAMENTAL HARD DRIVE

The hard drive in my computer seems to be temperature sensitive. When the temperature drops below 60° or so, I get "boot disk failure" messages. If I leave it turned on for a while, it will eventually work. What's causing this problem, is it dangerous, and what can I do about it?—J. Lewin, Ridgefield, CT

Even though all hard drives have specified temperature ranges, temperature sensitivity is more likely to be a problem with older MFM drives than with the newer IDE drives.

A tremendous amount of accuracy is needed to place the head over the center of each track. Because the spinning platters change dimensions slightly with temperature, the platters in a cold drive might contract to the point where the head isn't positioned accurately over the track. Cold drives might not be able to come up to full speed either (about 3300 RPM), and the internal tachometer won't allow a "drive ready" signal to be sent back to the controller when you turn on the computer.

As far as it being dangerous, I presume you're talking about your data, or the loss of it. If you write to a drive before it reaches operating temperature, you won't write to the exact center of each track. That can make the recording unreliable because, once the drive has warmed up, the signal from the center of the track will be weaker (since it was written off-center). The possible crosstalk between adjacent tracks can also cause problems in reading data. You didn't mention it, but I'm willing to bet that when you finally do get the drive working, you get lots of "Sector Not Found" and "Data CRC" errors as well.

The best thing to do with this drive is transfer everything onto a bunch of floppies and reformat the drive from as basic a level as you can. This is a low-level format for MFM and RLL drives, and a complete DOS format for all drives. And don't do it until the drive has been running for a half hour so it's warmed up. You don't want to mess around with data!

AIRLINE PHONES


I am interested in using my scanner to monitor telephone calls made from airplanes. Where should I look?—R. Turner, Albany, NY.

Ground-station uplinks for most airplane-based telephone services are in the 849 and 851 MHz band. Downlinks from the airplanes are in the band from 894 to 896 MHz. Channels are spaced 6 kHz apart. Various modulation techniques are used, including FM, SSB, and on some systems, digital. Digitally modulated signals can't be received by a conventional scanner. Ω

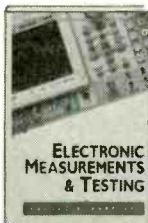
Get 3 PROFESSIONAL BOOKS for \$9.95

Values to \$149.50


when you join the **ELECTRONICS ENGINEERS' BOOK CLUB®**



020984H-XXX \$110.50
Counts as 3




003961H \$40.00




2962P \$18.95
Softcover



037505H \$39.50




070439H-XX \$60.00
Counts as 2



3589H \$27.95




3212H-XX \$41.95
Counts as 2



3837H \$27.95



031716H \$50.00




586312H \$24.95



9255H-XXX \$105.50
Counts as 3



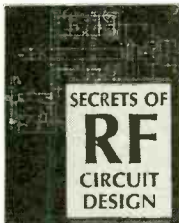
011200H \$45.00



044847H-XX \$39.95
Counts as 2




3279P \$24.95
Softcover




3710H \$32.95



070964H-XX \$70.00
Counts as 2



060333H \$50.00



3138H-XX \$60.00
Counts as 2



3991H \$39.95



032381H-XXX \$119.50
Counts as 3



037504H \$39.50



4228H \$32.95



040789H-XX \$60.50
Counts as 2



050806H-XX \$58.00
Counts as 2



2672H \$49.50



3438H \$39.95

As a member of the Electronics Engineers' Book Club . . .

. . . you'll enjoy receiving Club bulletins every 3-4 weeks containing exciting offers on the latest books in the field at savings of up to 50% off of regular publishers' prices. If you want the Main Selection do nothing and it will be shipped automatically. If you want another book, or no book at all, simply return the reply form to us by the date specified. You'll have at least 10 days to decide. And you'll be eligible for **FREE BOOKS** through the Bonus Book Program. Your only obligation is to purchase 3 more books during the next 2 years, after which you may cancel your membership at any time.

All books are hardcover unless otherwise noted. Publishers' prices shown. ©1993 EEBC. A shipping/handling charge & sales tax will be added to all orders.

If you select a book that counts as 2 choices, write the book number in one box and XX in the next. If you select a Counts as 3 choice, write the book number in one box and XXX in the next 2 boxes.

If coupon is missing, write to:
Electronics Engineers' Book Club, Blue Ridge Summit, PA 17294-0860

ELECTRONICS ENGINEERS' BOOK CLUB

Blue Ridge Summit, PA 17294-0860

YES! Please send me the book(s) listed below for just \$9.95, plus shipping/handling & tax. Enroll me as a member of the **Electronics Engineers' Book Club** according to the terms outlined in this ad. If not satisfied, I may return the book(s) within ten days and have my membership cancelled.

--	--	--

If you select a book that counts as 2 choices, write the book number in one box and XX in the next. If you select a Counts as 3 choice, write the book number in one box and XXX in the next 2 boxes.

Name _____

Address _____

City/State _____

Zip _____ Phone _____

Valid for new members only, subject to acceptance by EEBC. Canada *must* remit in U.S. funds drawn on U.S. banks. Applicants outside the U.S. and Canada will receive special ordering instructions. A shipping/handling charge & sales tax will be added to all orders.

RPIF1193

November 1993, Electronics Now

LETTERS

Write to Letters, *Electronics Now*, 500-B Bi-County Blvd., Farmingdale, NY 11735

FOREIGN EXCHANGE

I have a simple, but perhaps expensive solution to the problem posed in Q&A (**Electronics Now**, August 1993) by a French-speaking reader who would like to enter foreign-letter accents with his word processor

A program called "French Assistant," available from several sources (including MicroTac Software of San Diego, CA), translates English text to French and vice-versa. Its ability to translate accurately is limited by the user's knowledge of the French. However, the program includes a utility called FRENTOOL.EXE, an excellent dictionary and grammar tutor that can also produce accent marks in word processed text. It can be loaded as a TSR and called up with a user-selectable hot key.

I write a lot of French, and this software has proved to be satisfactory. I load the TSR as part of the BAT file I use to call up the word processor and printer configuration programs. FRENTOOL can be loaded into a RAM drive for higher speed, and it can be unloaded with the command FRENTOOL /U.
EMERSON M. HOYT
Beaverton, OR

SO MUCH BASS ...

The article "How Do They Get So Much Bass Out Of Such Little Boxes?" by Dale Blackwell that appeared on page 67 in the May 1993 issue of **Electronics Now** compelled me make a short response: "They don't."

Any article about bass cabinets that does not recognize and refer to the work in that field by Thiele or Small should be viewed with suspicion; its like discussing relativity without mentioning Einstein.

Mr. Blackwell said that reducing the size of the cabinet raises its cutoff frequency. He also said that a larger speaker makes the cabinet "look" smaller. That is not correct. Two speakers that have identical

Thiele/Small parameters and different diameters will have the same cutoff frequency in any given enclosure. Cutoff frequency is a function of enclosure compliance, which is a function of the volume of the enclosure.

The "inside surface area" is totally irrelevant. Two enclosures with equal volume and different surface areas will have the same cutoff frequency. Many people have assumed that the port is tuned to the free-air resonance of the loudspeaker in a base-reflex cabinet. That is true only in certain well-defined circumstances.

I have speakers with a free air resonance of 84 Hz, in an enclosure with a volume of approximately 1.4 cubic feet, and they have a cutoff frequency of about 50 Hz. The enclosure is tuned to 58 Hz.

Mr. Blackwell asserts that the port must have at least half the area of the speaker to be an effective power radiator. Acoustic engineers have long known that the efficiency of the system is a function of its cutoff frequency and the enclosure volume. The output of the port is *not* related to the cross-sectional area of the port. Consider the following equation:

$$\eta = k_{\eta} f_3 V_b$$

where η is basic system efficiency
 k_{η} is efficiency content which depends on the driver's electromagnetic damping

f_3 is the cutoff frequency

V_b is enclosure volume

Next, examine the equation for a ported cabinet (or a Helmholtz resonator):

$$f_b = C/2\pi[S_v/(L_{ve} V_b)]^{1/2}$$

where F_b is enclosure resonance

C is enclosure sound velocity

$S = s_v$ is vent cross-sectional area

L_{ve} is effective vent length

V_b is internal enclosure volume

There are many possible combinations of vent length and vent area that will yield the same en-

closure frequency. Blackwell shows no evidence of a knowledge of sealed or ported systems.

The ported enclosure is analogous to a fourth-order, high-pass filter with a 24 dB/octave rolloff, not 18 dB/octave. The sealed cabinet is analogous to a second-order filter. Those schooled in filter theory will recognize that any of the classical filter arrangements can be obtained by changing the appropriate mathematical coefficients.

It turns out that the efficiency of a ported system is about 4.5 dB higher than that of a comparable sealed system. Why are so many bookshelf systems sealed? The answer is that below the cutoff frequency, ported systems are more sensitive to damage, for a variety of reasons. This becomes a more serious problem in small bookshelf systems whose cutoff frequency is higher. This is of concern to equipment manufacturers.

Any survey will show that the vast majority of professional monitoring systems are ported cabinets.

Now back to the original question. Changing the transfer function so that a bass boost is realized results only in the illusion of "so much bass."

GREG FREITAG
Potsdam, NY

The author, Dale Blackwell, responds:

In responding to Mr. Freitag's letter, I first want to emphasize that when considering speaker systems, the only characteristic that counts is what we can hear. Other measurements, however startling or unique, are meaningless unless they are related to what is audible.

Our ears respond only to pressure, not to velocity. Therefore, only measurements of sound pressure level are meaningful. Sound-pressure level is measured in dynes/square centimeter.

Second, a lot of measurements that can be made on speaker sys-

tems including impedance, efficiency, response (sound pressure level vs. frequency), directivity, and power-handling capability. Those measurements are useful, as are computer simulations, in the understanding and quantifying events within a speaker system.

In the specific case of low frequencies, the range discussed in my article, impedance curves will help one to gain insight about those events. However, they do not replace the frequency response curve, which plots the sound pressure level vs. frequency over the audio range.

Impedance curves only show the motion of the speaker over the frequency range. Sound-pressure level measurements permit correlations to be made with impedance measurements. These allow the sound-pressure level vs. frequency response to be estimated.

In response to Mr. Freitag's criticism of my omission of any mention of Thiele and Small, I'd like to point out that my reference to the design of speakers and enclosures in accordance with network theory was an indirect reference to those authors. I did not want to complicate an already complex subject.

The article discussed what can be done with the speaker, cavity, and a port. No frequency compensation of the input signal was considered to offset losses in sound pressure level due to limitations in the speaker system.

The enclosure volume (cavity) sets the box compliance, and the resonance for a closed-box system is that reactance (cavity) tuned with the reactance of the mass of the moving part of the speaker (cone, voice coil, coil form) and the air-load mass on the cone.

If the speaker diameter is increased, the volume of the cavity looks smaller to the speaker. The larger cone area (and, as a result, less cabinet area for the same cabinet) moving a larger air volume is now compared to a smaller cavity volume (cavity volume minus the cone air volume). I simplified this relationship to an apparent reduction of surface area of the cavity.

If a port is now added in the cavity, the reactance of the mass of air in

the port (inertance) with the cavity compliance can be tuned at any frequency consistent with reasonable enclosure dimensions.

To lower the frequency of resonance with the same cavity volume, however, the port area must be reduced, or the length must be increased. This now raises the question of what sound-pressure level can be produced at these low frequencies, with a small diameter opening.

As the area is reduced, the amplitude must increase for a constant sound-pressure level. The result is that a 16-inch diameter piston (the approximate size of a woofer with an 18 inch diameter) must travel only about 0.05 inch at 100 Hz for 1 watt of acoustic output.

By contrast, for a 4-inch diameter piston, that distance must increase to about a 0.8-inch travel. With small ports of 2 inches in diameter or less, it should be obvious that the air travel will be prohibitively large at, say, 50 Hz, where even the 16-inch piston must travel 0.2-inch. The 2-

inch diameter piston must travel over 3 inches! There is excessive loss due to the viscosity of the air.

My analysis of what occurs in the speaker system described by Mr. Freitag is simply this: If you look at an impedance curve for his system, you will see a double "bump" — referred to in some literature as f_h — for the high-frequency impedance bump, f_l for the low-frequency impedance bump, and f_b for the cavity resonance and dip between the two bumps.

The cavity is a resonant chamber that is canceling the speaker's resonance. That's why the dip exists and produces two bumps. The cavity resonance produces large air vibration in the port, the source of radiating sound, if there is enough area to produce a reasonable sound-pressure level.

Notice that at the dip frequency, the speaker cone is not moving, an effect that can be verified visually. That's why the impedance dips to a minimum. If the port tube is too

continued on page 88

SUPER 12 HOUR RECORDER CALL TOLL FREE

Modified Panasonic Slimline,
6 hrs per side
120 TDK tape furnished.
AC/DC Operation.
Quality Playback.
Digital Counter.
Durable Lightweight Plastic.



\$119.00*

PHONE RECORDING ADAPTER

Starts & Stops Recorder
Automatically When
Hand Set is Used.
Solid State!
FCC Approved



\$28.50*

VOX VOICE ACTIVATED CONTROL

Solidstate Adjustable
Sensitivity. Voices &
Sounds Activate Recorder
Adjustable Sensitivity
Provisions for Remote
Mike



\$28.50*

* Add for ship. & handling. Phone Adapter & Vox \$2.00 each, Recorders \$5.00 each. Colo. Res add tax. Mail Order, VISA, M/C, COD's OK. Money Back Guar. Qty Disc. available. Dealer inquiries invited. Free data on other products.

AMC SALES INC. 193 Vaquero Dr.
Boulder, CO. 80303
Phones (303) 499-5405 1-800-926-2488
FAX (303) 494-4924
Mon-Fri 8-5 MTN. TIME

CIRCLE 108 ON FREE INFORMATION CARD

Be an FCC LICENSED ELECTRONIC TECHNICIAN!



Earn up to
\$30 an hour
and more!

Learn at home in spare time.
No previous experience needed!

No costly school. No commuting to class. The Original Home-Study course prepares you for the "FCC Commercial Radiotelephone License." This valuable license is your professional "ticket" to thousands of exciting jobs in Communications, Radio-TV, Microwave, Maritime, Radar, Avionics and more...even start your own business! You don't need a college degree to qualify, but you do need an FCC License.

No Need to Quit Your Job or Go To School
This proven course is easy, fast and low cost! **GUARANTEED PASS**—You get your FCC License or money refunded. **Send for FREE facts now. MAIL COUPON TODAY!**

COMMAND PRODUCTIONS

FCC LICENSE TRAINING, Dept. 90
P.O. Box 2824, San Francisco, CA 94126
Please rush FREE details immediately!

NAME _____
ADDRESS _____
CITY _____ STATE _____ ZIP _____

EQUIPMENT REPORTS

Wavetek Model 2010 Digital Multimeter

When the Instrumentation Products Division of Beckman Industrial was purchased by Wavetek Corporation (Instruments Division, 9045 Balboa Avenue, San Diego, CA 92123) we were somewhat concerned. We had long been fans of Beckman's professional DMM's and we were worried that the new corporate arrangement would affect product quality. After having the opportunity to examine Wavetek's newest multimeter, the model 2010, our worries have been alleviated.

The model 2010 adds a 2-MHz frequency and a 2000-microfarad capacitance meter to the standard DMM capabilities of measuring resistance and AC and DC voltage and current. A collection of special features—including the ability to capture and display minimum and maximum readings—make it ideally suited in professional applications.

The multimeter is housed in a black high-impact thermoplastic case that measures about $7\frac{1}{2} \times 3\frac{1}{2} \times 1\frac{1}{10}$ inches and weighs 20 ounces. The front of the case contains a large $4\frac{1}{2}$ -digit, 19,999-count LCD, five push-button feature selectors, a 10-position rotary function selector, and four input jacks.

The LCD incorporates an analog bar graph in addition to the $\frac{5}{8}$ -inch digit display. The bargraph, which consists of a moving pointer on a scale, updates twenty times per second.

Below the LCD are five buttons that serve to access many of the features of the 2010 and that permit the user to adjust the meter's measurement ranges manually. Left and right cursor buttons call up a menu when first pushed, and they move a cursor either left or right on subsequent pushes. When the cursor is under one of the choices (HLD for probe-hold, for example) pressing the select key (indicated by a check mark) turns the feature on.

The probe-hold feature allows the



DMM user to take a measurement and then remove the probes from the circuit while the measured value remains displayed. It's convenient when making measurements in awkward positions.

An auto-relative mode permits measurements to be made with respect to a preset reference value. For example, if the ideal output for a power supply is input to serve as the measurement baseline, other power supplies could be tested quickly to see whether they were within acceptable tolerances.

An auto min/max mode makes it possible to record the minimum, maximum, and running average of input signals. It is ideal for monitoring voltage swings when the meter is left unattended.

A peak-hold feature can capture and hold voltage and current measurements as short as one millisecond. It is useful for monitoring power-line transients or inrush current.

When the Fault-Finder feature is

selected, the model 2010 emits a tone whose pitch changes with the input signal. For example, if the input voltage, current, resistance, or capacitance increases, the tone will increase in frequency.

Ranges and accuracy

The model 2010 measures DC and AC voltage over five ranges (100 millivolts to 1000 volts) with resolutions that vary from 0.01 millivolts to 100 millivolts. Over all ranges, the meter's basic accuracy for DC voltage measurements is 0.25% of the reading, +2 digits. For AC voltage measurements, the rated accuracy is 2% of the reading +8 digits.

AC and DC current can be measured with the 2010 over five ranges (1000 microamperes to 20 amperes) with resolutions from 0.01 microamperes to 10 milliamperes. Worst case accuracy is 1% of reading +2 digits for DC measurements, and 1.7% +8 digits for AC measurements.

Resistance measurements are made over seven ranges from 100 ohms to 20 megohms. Corresponding measurement resolution varies from 0.01 ohms to 10 kilohms. Worst-case accuracy is 1.2% of reading +4 digits.

Capacitance can be measured over 6 ranges (0.2 microfarads to 2000 microfarads) with resolutions that vary from 100 picofarads to 1 microfarad. Worst-case accuracy is 3% of reading +8 digits.

Frequency can be measured over three ranges (20 kHz to 2 MHz) with resolutions from 1 Hz to 100 Hz. Rated accuracy is 0.2% of reading +2 digits. The duty cycle of inputs from 40 Hz to 100 kHz can also be measured. Worst-case accuracy is 5% of reading +1 digit.

The model 2010 comes equipped with a protective holster that features both a tilt bale and a hanging strap. It is priced competitively at \$239.

Ω

Countersurveillance



CALL NOW!

1-516-293-3751

**HAVE YOUR
VISA or MC CARD
AVAILABLE**

what was to be an embassy and private residence into the most sophisticated recording studio the world had ever known. The building had to be torn down in order to remove all the bugs.

Stolen Information

The open taps from where the information pours out may be from FAX's, computer communications, telephone calls, and everyday business meetings and lunchtime encounters. Businessmen need counselling on how to eliminate this information drain. Basic telephone use coupled with the user's understanding that someone may be listening or recording vital data and information greatly reduces the opportunity for others to purloin meaningful information.

CLAGGK INC. EN
P.O. Box 4099 • Farmingdale, NY 11735

Please rush my copy of the Countersurveillance Techniques Video VHS Cassette for a total cost of \$53.95 each (which includes \$4.00 postage and handling).

No. of Cassettes ordered _____
Amount of payment \$ _____
Sales tax (N.Y.S. only) _____
Total enclosed _____
Bill my VISA MasterCard
Card No. _____
Expire Date ____/____/____

Signature _____
Name _____
Address _____
City _____ State _____ ZIP _____

All payments in U.S.A. funds. Canadians add \$4.00 per VHS cassette. No foreign orders.

Never before has so much professional information on the art of detecting and eliminating electronic snooping devices—and how to defend against experienced information thieves—been placed in one VHS video. If you are a Fortune 500 CEO, an executive in any hi-tech industry, or a novice seeking entry into an honorable, rewarding field of work in countersurveillance, you must view this video presentation again and again.

Wake up! You may be the victim of stolen words—precious ideas that would have made you very wealthy! Yes, professionals, even rank amateurs, may be listening to your most private conversations.

Wake up! If you are not the victim, when you are surrounded by countless victims who need your help if you know how to discover telephone taps, locate bugs, or "sweep" a room clean.

There is a thriving professional service steeped in high-tech techniques that you can become a part of! But first, you must know and understand Countersurveillance Technology. Your very first insight into this highly rewarding field is made possible by a video VHS presentation that you cannot view on broadcast television, satellite, or cable. It presents an informative program prepared by professionals in the field who know their industry, its techniques, kinks and loopholes. Men who can tell you more in 45 minutes in a straightforward, exclusive talk than was ever attempted before.

Foiling Information Thieves

Discover the targets professional snoopers seek out! The prey are stock brokers, arbitrage firms, manufacturers, high-tech companies, any competitive industry, or even small businesses in the same community. The valuable information they filch may be marketing strategies, customer lists, product formulas, manufacturing techniques, even advertising plans. Information thieves eavesdrop on court decisions, bidding information, financial data. The list is unlimited in the mind of man—especially if he is a thief!

You know that the Russians secretly installed countless microphones in the concrete work of the American Embassy building in Moscow. They converted

The professional discussions seen on the TV screen in your home reveals how to detect and disable wiretaps, midget radio-frequency transmitters, and other bugs, plus when to use disinformation to confuse the unwanted listener, and the technique of voice scrambling telephone communications. In fact, do you know how to look for a bug, where to look for a bug, and what to do when you find it?

Bugs of a very small size are easy to build and they can be placed quickly in a matter of seconds, in any object or room. Today you may have used a telephone handset that was bugged. It probably contained three bugs. One was a phony bug to fool you into believing you found a bug and secured the telephone. The second bug placates the investigator when he finds the real thing! And the third bug is found only by the professional, who continued to search just in case there were more bugs.

The professional is not without his tools. Special equipment has been designed so that the professional can sweep a room so that he can detect voice-activated (VOX) and remote-activated bugs. Some of this equipment can be operated by novices, others require a trained countersurveillance professional.

The professionals viewed on your television screen reveal information on the latest technological advances like laser-beam snoopers that are installed hundreds of feet away from the room they snoop on. The professionals disclose that computers yield information too easily.

This advertisement was not written by a countersurveillance professional, but by a beginner whose only experience came from viewing the video tape in the privacy of his home. After you review the video carefully and understand its contents, you have taken the first important step in either acquiring professional help with your surveillance problems, or you may very well consider a career as a countersurveillance professional.

The Dollars You Save

To obtain the information contained in the video VHS cassette, you would attend a professional seminar costing \$350-750 and possibly pay hundreds of dollars more if you had to travel to a distant city to attend. Now, for only \$49.95 (plus \$4.00 P&H) you can view *Countersurveillance Techniques* at home and take refresher views often. To obtain your copy, complete the coupon or call.


Other Schools The Best Computer At NRI, We Graduates Do

Train With The Leader—NRI

Train with NRI and prepare for a high-paying position as a computer service technician, even a computer service business of your own! Regardless of your previous electronics background, you can succeed with NRI, the leader in career-building at-home electronics training for over 78 years. You begin with the basics, rapidly building on the fundamentals of electronics to master today's advanced microcomputer concepts.

Learn By Doing

NRI's highly acclaimed learn-by-doing approach gives you a complete understanding of the intricate electronics behind the 1 meg RAM, 32-bit CPU computer system included in your course. You perform hands-on electronics experiments with your NRI Discovery Lab and digital multimeter, then build and test the powerful 486sx/25 MHz computer you train with and keep. You install the 1.2 meg, 5-1/4" floppy disk drive, learning disk drive operation and adjustment. Later, you dramatically improve your computer's data storage capacity by installing a powerful 80 meg IDE hard drive. You even learn to diagnose and service virtually any computer



problem with the extraordinary R.A.C.E.R. plug-in diagnostic card and QuickTech diagnostic software included in your course.

Study At Your Own Pace

With NRI, you study in the privacy and convenience of your own home — with your personal instructor and NRI's team of technical professionals behind you every step of the way. You learn at your own pace — no classroom pressures, no night school, no need to quit your present job until you're ready to make your move. Step by step

you're guided through the assembly of a powerful 486sx-based computer system — the centerpiece of your coursework — complete with monitor, floppy drive, 80 meg hard drive, operating and applications software. You get the hands-on experience you need to work with, troubleshoot, and service any IBM PC/AT-compatible computer, plus the confidence to tackle any service job you take on.



"I recommend NRI to anyone looking for a change, success, and REAL challenge. The Action Learning Kits allow you to build what you study — lessons — no better way exists to learn to troubleshoot and service computers!"

R. Buda
Tinley Park, IL

V. Bender
Calgary, Alberta

Just two years after finishing the NRI training in microcomputer servicing, I set up my own company. I contract myself out to several computer retailers as their service technician. I have never regretted the NRI course and now have control of and confidence in my business.

"With four NRI courses under my belt, I've set up a workshop at home repairing everything from TVs to VCRs to appliances and now, computers! The computer I received in the micro course is a lifesaver in keeping track of my customers, invoicing, inventory of supplies, and personal finances. I have prospered financially as a result of my NRI training, owing to the income my small business generates — and to my regular salary increasing three times since completing the first NRI course!"

C. Bane
Chicago, IL

Say They Offer Service Training... Let Our The Talking.

N. Tenerelli, II
Millington, IN

"No doubt, the excellent back-up of your staff was a significant factor in my swift completion of NRI's microcomputer servicing training. Their helpfulness, by phone or by letter, has been nothing short of amazing. I can see why you are so proud of your training. Nothing I read in your catalog was

gh many technical training courses I've
t are almost 100% theory-oriented, NRI
that a technician's ability to troubleshoot
ir equipment is where "the rubber meets
As a result, NRI graduates are more

As a family man, a home study course was the only way to go. It has up to me to spend as much or as little time as I needed on course material - showing down on the tough stuff and racing through the familiar. After completing NRI's microcomputer course, new doors began to open for me. I literally created the job I now hold and am considered "the one to call" in the event someone needs help with computer hardware or software.

J. Preusker
Angston, SA Australia

B. Gattin
Carrollton, GA

wide-open opportunity and become a high-paid computer service technician. Whether you choose a full- or part-time job — or start a computer

service business of your own — you'll be well prepared, continuously drawing on the real-world experience of your NRI training. Master electronics and computers the NRI way and master your future!

Learn More About NRI Today

Let NRI hear from you next. Send today for NRI's free, full-color catalog which describes every aspect of NRI's innovative microcomputer training, as well as hands-on training in other growing high-tech fields. If the coupon is missing, write to NRI Schools, McGraw-Hill Continuing Education Center, 4401 Connecticut Avenue, NW, Washington, DC 20008.



IBM is a registered trademark of International Business Machines Corp. R.A.C.E.R. and QuickTech are registered trademarks of Ultra-X, Inc.

What's more, you work with today's most popular integrated software package, Microsoft Works, learning to use its word processing, spreadsheet, database, and communications utilities for your own personal and professional applications.

Master Your Future

The Department of Labor forecasts over 220,000 jobs for computer service technicians by the year 2005 — a 38 percent increase over today's level. With the right training and skills, you can cash in on this



NRI Schools

McGraw-Hill Continuing Education Center
4401 Connecticut Avenue, NW, Washington, DC 20008

For career courses approved under GI Bill, check for details

- Check one **FREE** catalog only
- Microcomputer Servicing
 - TV/Video/Audio Servicing
 - Industrial Electronics & Robotics
 - Basic Electronics
 - Computer-Aided Drafting
 - Computer Programming
 - Desktop Publishing & Design
 - PC Applications Specialist
 - Programming in C++ with Windows

Name _____ (please print) _____ Age _____

Address _____

City/State/Zip _____ Accredited Member, National Home Study Council

3-1193


NEW PRODUCTS

Use the Free Information Card for more details on these products.

VGA-TO-TV PACKAGE. A personal computer to television video converter will allow you to transfer presentations on your PC's screen to a television receiver or store the presentation on a video cassette recorder.

Advanced Digital Systems' VGA-to-TV Elite PC-to-video converter will let you display your computer-generated text, graphics, and even games on a big-screen TV set for conferences, lectures or meetings. All you need is a PC with a video graphics array (VGA) board and NTSC-compatible TV or VCR.

The *Elite* portable converter includes an encoder, an AC power adapter, and all cables and software drivers. The package includes a software diskette, an animated demonstration disk, and a user's manual. The converter will support VGA resolutions of



CIRCLE 15 ON FREE INFORMATION CARD

640 x 480 in up to 16.7 million colors. You can view your VGA monitor and TV at the same time.

The converter controls include those for brightness control, chroma-lock, auto TV blanking, and hot keys for positioning presentations and changing

type fonts.

The *VGA-to-TV Elite* is priced at \$399.

Advanced Digital Systems (ADS)

20204 State Road
Cerritos, CA 90701
Phone: 800-888-5244
310-865-1432
Fax: 310-809-6144.

Programs and test results can be exchanged over the bus or through the internal MS-DOS-compatible floppy disk drive.

Custom measurement modes simplify incoming inspection, failure analysis, and reliability testing. The stress mode can analyze failure mechanisms such as metal migration, oxide breakdown, and hot-carrier trapping. The standby mode allows a device to be biased continually while multiple tests are performed. A knob-sweep mode gives the interactive flexibility of a curve tracer for the analysis of semiconductor breakdown.

The *HP 4155A* semiconductor parameter analyzer is priced at \$29,000 and the *HP 4156A* is priced at \$34,450.


Hewlett-Packard Company
Direct Marketing
Organization
P. O. Box 58059
MS51L-SJ
Santa Clara, CA 95051
Phone: 1-800-452-4844.

SEMICONDUCTOR PARAMETER ANALYZERS. Two new benchtop parameter analyzers from *Hewlett-Packard* permit the electrical performance of semiconductor devices to be monitored.

The *HP 4155A* and *HP 4156A* combine all the instruments needed for semiconductor device performance tests in single cases. The *HP 4155A* offers four built-in source-monitor units (SMU's) and two voltage-monitor units (VMU's), and the *HP 4156A* adds remote volt-

age sensing and current ranging for the characterization of low-level leakage and resistance.

Both models are said to be capable of the ultra-low current sensitivity required for design verification of submicron devices. Full



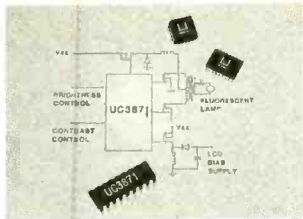
CIRCLE 16 ON FREE INFORMATION CARD

Kelvin connections and 1-microvolt sensitivity eliminate the need for external digital voltmeters when semiconductor devices are being analyzed.

Threshold voltage and maximum gain are taken automatically, so the alignment of cursors and markers need not be done manually. The instruments include "built-in" HP Instrument BASIC for complex analysis or sequential test automation. A detachable keyboard permits the testing to be performed remotely inside clean rooms.

FLUORESCENT LAMP DRIVER. This integrated circuit from *Unitrode* will drive the cold-cathode fluorescent lamp that backlights a liquid-crystal display (LCD). The *UC3871* includes circuits for background brightness control, LCD-contrast control, and fault detection.

Fully synchronous operation of the IC eliminates distracting lines on the display. Zero-voltage switching and sinusoidal output waveforms are said to increase the battery life of



CIRCLE 17 ON FREE INFORMATION CARD

the host equipment while minimizing EMI generation.

An open-lamp detect circuit senses the lamp-current feedback at the error amplifier input and shuts down the output if insufficient current is present. The UC3871 can be powered from a 4.5- to 20-volt supply.


The UC3871 fluorescent lamp driver sells for \$3.05 each in thousand-piece quantities.

Unitrode Integrated Circuits Corporation

7 Continental Boulevard
Merrimack, NH 03054
Phone: 603-424-2410
Fax: 603-424-3460

RS-232-CONTROLLED DIGITAL MULTIMETER.

Prairie Digital's digital multimeter measures true rms AC voltage and current, DC voltage and current, resistance, and frequency. The Model 150-02 also does continuity and diode testing, and can be remotely controlled through its RS-232C serial port. Its internal microprocessor permits front-panel control of baud rate.



CIRCLE 18 ON FREE INFORMATION CARD

The DMM will work with any computer that has an RS-232C port, but the included software and cable are IBM PC- and DOS-compatible. The data-log-

ging software will transfer measurements to the computer's screen, printer, or a disk drive. The recording interval is programmable, and readings can be time and date stamped.

The software also includes a program that demonstrates how the 150-02 can be controlled and read by the host computer. Source code is included for both programs.

The 150-02 remote-controlled DMM is priced at \$179.

Prairie Digital, Inc.

846 17th Street
Industrial Park
Prairie du Sac, WI 53578
Phone: 608-643-8599
Fax: 608-643-6754.

DC/DC CONVERTERS.

Powercube has introduced a new series of 300-volt DC input DC/DC converters. The *HD-Pak* series is intended for powering computers, test equipment, and machine-tools. All models operate at a fixed switching frequency of 350 kHz.



CIRCLE 19 ON FREE INFORMATION CARD


Powercube claims that its integrated magnetic packaging permits it to offer converters that have 50% more power density than competing products. The converters are in industry standard (4.6 x 2.4 x 0.5-inch) packages, and they are said to have efficiencies as high as 90%.

Standard models provide 2.6-, 3.3-, or 5- volt DC outputs at 40 amperes. Turbo models offer 60 amperes with the same out-


FROM HOOKING IT UP TO FIXING IT UP, WE'RE THE PLACE TO GO

Radio Shack®

America trusts Radio Shack for the products and advice needed to hook up nearly anything electronic. You've made us number one in adapters, cables and connectors, and we're second to none in multimeters. We offer 18 different models, from analog "basics" to our advanced PC-compatible digital multimeter complete with software. At Radio Shack, you can see and try before you buy. With more than 6600 convenient locations, we'll fix you up in a hurry!



CIRCLE 78 ON FREE INFORMATION CARD



THE MOST
**AN IMPORTANT PART
 OF YOUR PHOTOCOPIER
 ISN'T PART OF
 YOUR PHOTOCOPIER**

Having a machine may not permit you to photocopy books, journals, newsletters and magazines. The Copyright Clearance Center CAN. Contact us to find out how you too can COPY RIGHT!SM

COPYRIGHT CLEARANCE CENTER

27 Congress Street, Salem, MA 01970 □ Tel. (508) 744-3350 □ Fax (508) 741-2318

© 1993 Copyright Clearance Center

In the Dec. 1993 Issue of
**Electronics
 NOW**

Build your own Environmental Radon Monitor—determine the possible danger in your home. Plus—build a wireless video camera and additional projects for the holidays. Circuit devotees—a cookbook of practical transistor oscillator circuits.

**On Sale
 NOVEMBER 5, 1993
 Watch for it!**

**Pick up *Electronics Now* at your favorite
 Newsstand, Bookstore or Supermarket**

Electronics Now, November 1993
 24

puts at +85°C.

The *HD-PAK Series* converters are priced at \$260 each in hundred-piece quantities.

Powercube Corporation
 8 Suburban Park Drive
 Billerica, MA 01821
 Phone: 508-667-9500
 Fax: 508-667-6280.

AMATEUR RADIO PEN. How about a special pen for writing in your ham shack with your call letters engraved on it? You can use it to fill out QSL's and logs. The *KTRB* from *Kilo-Tec* is a roller-ball pen that can be engraved with your call letters or your company logo.



**CIRCLE 20 ON FREE
 INFORMATION CARD**

The pen has a high-gloss black finish with gold trim. Up to 25 letters will be engraved on one line as part of the purchase price.

The *KTRB* pen is priced at \$19.95 plus \$4 shipping and handling.

Kilo-Tec
 P. O. Box 10
 Oak View, CA 93022
 Phone: 805-646-9645.

EMBEDDED MICRO-CONTROLLERS. Two new controller boards include CMOS versions of the Intel 8051 microcontroller. The *amr451LC* and *amr552LC* are 4 x 6-inch microcontroller boards that contain an RS-232C port and +5-volt regulation.

Standard features include sockets for up to 32 kilobits of RAM and ROM, as many as 56 I/Os, dual pulse-width modulators, and eight-channel 8- or 10-bit resolution analog-to-digital converters. The boards can have five timer/counters with expanded compare functions. They



**CIRCLE 21 ON FREE
 INFORMATION CARD**

have space for prototyping circuits and can be expanded by an additional 256 bits of I/O. A lithium battery provides RAM backup.

Systems including the microcontroller boards contain development software tools including FORTH high-level interpretive language. Other features include a full-screen editor, an in-line assembler, a source-level single-step debugger, a decompiler, a disassembler, a power source, cables, and a 300-page manual.

Microcontroller boards are priced at \$99; systems cost \$199.

AM Research
 4600 Hidden Oaks Lane
 Loomis, CA 95650
 Phone: 800-949-8051
 (technical information: 916-652-7472).

BENCH-STYLE DIGITAL MULTIMETER. *B+K Precision* is offering a new benchtop digital multimeter that also measures capacitance and counts frequency. The Model 2835 has a basic DC-voltage accuracy of 0.5%. It can be operated from the AC line or battery power, with battery life rated at up to 1800 hours.

The DMM's functions include AC/DC voltage and current measurement, resistance measurement, di-

ode check, and continuity check. Frequencies up to 1 MHz can be measured with up to 1-Hz resolution, and capacitance can be measured up to 40 microfarads with one picofarad resolution.



CIRCLE 22 ON FREE INFORMATION CARD

Other features include autoranging and a high-contrast, backlit liquid-crystal display with a 42-segment bargraph for analog indications. The Model 2835 is in a case that measures 2.9 x 8.6 x 7.7 inches with storage space for test leads and AC power cord. The DMM includes a fuse and over-voltage protection. Test leads, an AC power cord, straps and a manual are included.

The Model 2835 DMM is priced at \$270.

B + K Precision

Maxtec International Corp.
6470 Cortland Street
Chicago, IL 60635
Phone: 312-889-9087
Fax: 312-794-9740.

COMBINED DIGITAL STORAGE OSCILLOSCOPE, LOGIC ANALYZER, AND MULTIMETER. This instrument combines a 50-megasample per second digital-storage oscilloscope, 50-MHz logic analyzer, and a 4000-count digital multimeter. The Model 3850 from *HC Protek* has a 3 x 4-inch LCD screen and an RS-232C interface.

The dual-channel scope, with 8-bit resolution and autoranging can store 15 traces and cursors to indi-



CIRCLE 23 ON FREE INFORMATION CARD

cate time, voltage, and frequency. The logic analyzer can accept 16 channels of input, and the multimeter has a 3 3/4 digit LCD display with a bargraph.

The DMM makes all standard DMM measurements plus frequency, and capacitance; it also tests diodes and does audible continuity checks.

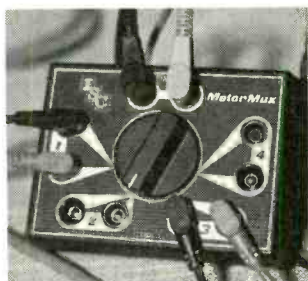
The Model 3850 is priced at \$1349.

H.C. Protek, Inc.

P.O. Box 59
Norwood, NJ
Phone 201-767-7242
Fax: 201-767-7343

DIGITAL MULTIMETER INTERFACE MODULE.

This module permits up to four lead pairs to be multiplexed to a single multimeter. A rotary switch on the *Meter-Mux from Innovative Solutions* selects the desired pair.



CIRCLE 24 ON FREE INFORMATION CARD

Compatible with all popular DMMs, it is offered in 4.4 x 3.3 x 1.5-inch benchtop or DIN-rail cases.


The benchtop *Meter-Mux* is priced at \$48; the DIN-rail version is \$56.

Innovative Solutions

416 Stewart Hollow Road
Portsmouth, OH 45662
Phone 614-574-4304. Ω

PROMPT® Publications

presents . . .



The Tube Substitution Handbook, a necessity for every technician and hobbyist who repairs or restores tube-based equipment.

- ▼ 30,000 tube substitutions
- ▼ 800 basing diagrams

ISBN: 0-7906-1036-1
154 pages/6" x 9"/Illus.
\$16.95/\$22.95 Canadian
(Plus state sales tax, shipping and handling)

800-428-7267 ◀◀◀◀

How Howard W. Sams & Company
2647 Waterfront Parkway, East Drive
Indianapolis, Indiana 46214

CIRCLE 180 ON FREE INFORMATION CARD

“
I'm afraid
if I don't get
a good education
I will end up
living the rest of
my life
with my mother.
”

Joel Regimbal
5th grade

America needs more schools that encourage our children to fulfill their promise.

KEEP THE PROMISE.

For information on how you can help change the schools in your community, call 1 800-96-PROMISE.



Education Excellence Partnership

NEW LITERATURE

Use The Free Information Card for fast response.

Random-Access Audio: The Complete Guide to Computer-Based Audio Technology; by David Miles Huber. Howard W. Sams & Company, 11711 North College, Carmel, IN 46032; Tel: 800-428-5331; Fax: 800-448-3804; \$26.95.

This new book takes on the subject of digital audio and applications for that technology. After explaining the role of computers in music and recording applications, Mr. Huber describes the equipment, techniques, and processes needed for digital-audio productions. He emphasizes creativity and improving performance.



CIRCLE 25 ON FREE INFORMATION CARD

The author goes on to explain how musicians can use fast access, repeatability, and full system automation, and how to work with quantization, sampling, aliasing, and digital reproduction. Hard-disk recording systems, multimedia production, and random-access audio from broadcast stations are other subjects described.

Test & Design Instrumentation Catalog; Global Specialties, 70 Fulton Terrace, New Haven, CT 06512; Phone: 203-466-6103; Fax: 203-468-0060; free.



CIRCLE 26 ON FREE INFORMATION CARD

Global Specialties' 1993 catalog contains listings of the frequency counters, pulse generators, power supplies, logic probes, and solderless breadboards it is offering.

New products introduced in the catalog include a programmable bench power supply, a sweep-function generator, an intelligent universal counter/timer, and a portable design workstation.

The catalog includes an instrument selection guide, and a chart that compares specifications and leading data on all instruments described in the catalog.

File & Disk Management: From Chaos To Control; by Alfred Glossbrenner. Osborne McGraw-Hill, 2600 Tenth Street, Berkeley, CA 94710; Phone: 510-549-6600; Fax: 510-549-6603; \$39.95 (including 3.5-inch disk).

This combined book and disk is a complete educational package intended to help you to maximize the performance, capacity, and security on any hard drive in your personal computer.

Mr. Grossbrenner starts with the basics by explaining how a hard drive works, and how and where to buy

the optimum drive for your specific personal computing needs. The author then discusses hard-drive installation in detail, and follows it up with step-by-step instructions on the best way to prepare, set up, load, and organize your hard disk.

Other topics covered in the book include how to use DOS, menus, shells, and front ends. It also includes clever batch file tips. A ten-step procedure that can nearly double your disk space is revealed. And you'll find a wealth of pointers on how to adjust your drive to maximize speed.



CIRCLE 27 ON FREE INFORMATION CARD

The enclosed 3.5-inch disk is loaded with software utilities and tools. These include McAfee's Anti-Virus Package and DIET, the DOS-compatible file shrinker. It also includes ORG for boosting a hard disk's performance and PLUS, a collection of tools for disk housekeeping.

ARRL Technician Class Exam Video Course; The American Radio Relay League, 225 Main Street, Newington, CT 06111; Phone: 203-666-1541; Fax: 203-665-7531; \$99 (\$119 with optional computerized exam review).



CIRCLE 28 ON FREE INFORMATION CARD

The ARRL Technician Class Exam Video course will help you to pass the required Federal Communications Commission (FCC) examination for technician rating. It includes five hours of videotape and a review book. An optional practice exam or a floppy disk is available as an option.

The disk administers and scores sample tests based on the the same pool of questions that the FCC draws on to make up its exams. The course was produced by King's School of San Diego, CA. That school has applied the same instructional techniques to help hundreds of thousands of private airplane pilots pass their Federal Aviation Administration (FAA) pilot's license examinations.

Troubleshooting and Repairing Audio Equipment, Second Edition; by Homer L. Davidson. Tab Books Inc., Blue Ridge Summit, PA 17294-0850; Phone: 1-800-233-1128; \$19.95.

This book reveals many of the secrets of professional audio equipment servicing. Mr. Davidson tells you how to locate, diagnose, and repair problems

Continued on page 90

DRAWING BOARD

Unlocking the secret software passage.

ROBERT GROSSBLATT

The shareware debuggers described here last month are posted on the *Electronics Now BBS* (516-293-2283, 1200/2400, 8N1). Although they are nice pieces of software, we've received many requests for information on commercial debuggers.

There's certainly no shortage of commercial debuggers on the shelves of your local software store, but Codeview and Periscope are the only ones I've really spent any time with. The current generation of debuggers are all what the companies who make them like to refer to as "feature rich." That's both good news and bad news.

The good news is that a commercial debugger will have the muscle and subtlety to do whatever you need it to. The bad news is that the more powerful the software, the steeper the learning curve. For that reason alone, it's a good idea to pick your debugger carefully. Because you'll have to make an enormous investment in time to become proficient in using the software, make sure the debugger you choose is the one that's going to do the job you have in mind.

I've been using Periscope for years, and I have never regretted the time and money I invested in it. The memory overhead it requires is minute and, at a basic price of about \$300, it's a good deal. Some people prefer Codeview. It's a good product as well, but one of the major strengths of any software is the level of support the buyer can get from the manufacturer. In my experience it's a lot easier to get a person on the phone when you call the Periscope Company than it is when you call Microsoft to get help with Codeview.

If you call Periscope, you'll find that they have a wide range of products available ranging from a soft-

LISTING 1		
2BC0:1900 55	PUSH BP	;Save the register
2BC0:1901 50	PUSH AX	;Save the register
2BC0:1902 9AB3194F55	CALL 554F:19B3	;Show the company logo
2BC0:1907 9AC6304F55	CALL 554F:30C6	;Play some music
2BC0:190C 9A965D4F55	CALL 554F:5D96	;Do a doc check
2BC0:1911 9A3ADB4F55	CALL 554F:DB3A	;Go to the game

ware-only package at about \$300 to hardware/software combinations that are a lot more powerful—but for a lot more money. If you're in the business of writing software, you'll find that Periscope will earn its keep the first time you use it to figure out why your code keeps crashing. You can get in touch with the Periscope Company at 1475 Peachtree Street, Suite 100, Atlanta, GA 30309 (404) 888-5335. But back to the business at hand.

If you've been doing your homework over the last month, you've gained some experience tracing through the kind of code you see when you do a dump in DEBUG. The pages and pages of disassembly seem to be meaningless at first but, if you stick to it, you'll find that there's an underlying rhythm to it all.

Most programs start off with a bunch of setup instructions followed by either a jump table or a sequence of CALLs for displaying the company logo on screen, starting the music, and so on. With any luck, the CALLs would be in the same order as the list of events you wrote down. If that's the case, you will sooner or later come across code that looks something like Listing 1, without the comments, of course. The addresses and details of each instruction would undoubtedly be different.

As discussed last month, you should break into the debugger after the company logo appears on the screen, and trace back until you

find the CALL that executes that part of the code. If the CALL is followed by a sequence of other CALLs (as shown in Listing 1), just try each of the CALLs to find the one you want.

With your fingers crossed, call up the JUMP instruction of our debugger and execute the CALL at offset 1907. After a few tense milliseconds, the catchy jingle from the game might come blasting from the speaker. After treasuring a victorious moment of earned pleasure, get back into the debugger and go back to the table you found.

Executing the CALL at offset 190C will take you, just as expected, to the screen that's used for the document check—and there's the cursor just waiting for you to look up a number from a table in the manual and enter it. "Look this up!" you say with a smirk on your face, and with supreme confidence you jump to the CALL at offset 1911. The screen clears, and the opening screen from the game appears with its usual message telling you to "Press Any Key to Continue."

You press the Return key and your jaw drops; instead of getting into the game, you see a familiar message saying that "That's Not the Code Number I Want" and you're unceremoniously dumped back into DOS. What's going on?

While the practical result of this message is that you're going to be up all night, the reason for its appearance is that there's more going

on in the document-check routine than you thought when you first found it. Obviously, the program is looking for something that was supposed to happen during the routine. Since your way of dealing with the copy protection was to bypass it altogether, what was supposed to happen there was bypassed by the routine as well.

When you run across situations like this, the usual reason is that a successful completion of the document check (reading the correct number from the correct table on the correct page in the manual and entering it correctly at the keyboard) sets a flag somewhere in memory that tells the program to go into the game. When the document check is bypassed, the flag isn't set, and instead of going on to save the earth from an invasion by politically correct aliens, you're staring at a DOS prompt.

To figure things out, you'll have to trace through the document-check routine whose starting address you found in the jump table. This time around, you'll have to look for different code than you did when you were searching for CALLs. As you trace into the document-check rou-

tine, keep an eye out for CALLs as you did earlier, but also watch out for code that looks like that shown in Listing 2.

Whenever you run across a CALL, write down the address, execute the CALL, and observe what happens. More than likely you'll run across routines that do things such as pausing for keyboard input, storing an entered string in a memory buffer, or calculating checksums. These are all part of the larger document-check routine that collects and checks the validity of what you type at the keyboard. But no matter how fancy the document check is, its only job is to give a go/no-go indication to the rest of the program. And in most cases, that indication is marked by having a particular bunch of bytes stored in a particular memory location.

The line of code in Listing 2 is important because it's where the successful completion of the document check is marked. Instructions such as the one shown in Listing 2 will stand out like a sore thumb if they're preceded by stuff like that shown in Listing 3.

Notice the series of instructions that come before the MOV instruc-

tion at offset 62BA. A lot of things have to happen successfully for that instruction to be executed at all. Storing a 1111 at location 1C32h is the key to the successful completion of the document check. All the code in the routine is aimed at the rest of the game seeing a 1111 there, (meaning that correct code was entered from the table in the manual) or something else at 1C32h (meaning that incorrect code was entered and the user failed the document check).

Being able to spot this kind of code is partially due to luck, partially due to experience, and often results from an educated guess. There will always be lots of false tries before you find the one (or more than one) solution that works. In general, keep an eye out for lines of code that put hard numbers in absolute locations low down in the memory map. Most games are written in high-level languages such as C, and it's standard programming practice to declare variables early on in the code. That's what was done in our example here.

Once you find the key, it's a simple matter to check and see if it works. Go back into the debugger, manually stuff a 1111 into location 1C32h, and execute the CALL at offset 1911. If the screen clears and you see a shipload of aliens speeding to the earth, you can hit the sack and get some rest, secure in the knowledge that the hardest part of defeating the document check is behind you. Next time we'll see how to make it permanent. Ω

LISTING 2

```
4F1C:62BA C706321C1111      MOV WORD PTR [1C32],1111
```

LISTING 3

```
4F1C:6290 3B46E0      CMP AX,[BP-20]
4F1C:6293 7505      JNZ 629A
4F1C:6295 C746DEFFFF      MOV WORD PTR [BP-22],FFFF
4F1C:629A EB00      JMP 629C
4F1C:629C 837EDE00      CMP WORD PTR [BP-22],+00
4F1C:62A0 7402      JZ 62A4
4F1C:62A2 EB0C      JMP 62B0
4F1C:62A4 FF46D6      INC WORD PTR [BP-2A]
4F1C:62A7 837ED602      CMP WORD PTR [BP-2A],+02
4F1C:62AB 7D03      JGE 62B0
4F1C:62AD E937FD      JMP 5FE7
4F1C:62B0 837EDE00      CMP WORD PTR [BP-22],+00
4F1C:62B4 7504      JNZ 62BA
4F1C:62B6 0E      PUSH CS
4F1C:62B7 E8E8FC      CALL 62A2
4F1C:62BA C706321C1111      MOV WORD PTR [1C32],1111
```



Introducing a New Era In Technical Training.

World College, an affiliate of the Cleveland Institute of Electronics, was created to provide a four year, independent study, technical degree program to individuals seeking a higher education. The Bachelor of Electronics Engineering Technology Degree, offered by World College, prepares students for high-paying careers in electronics, telecommunications, electrical power, computer and control systems. World College's curriculum is taught in an effective, time-proven, independent study environment. With World College's flexible study schedule, students have the opportunity to work or spend time with their family without having to worry about rigid scheduling residential colleges offer.

A Quality Education with a Flexible Schedule.

In a world heavily dependent on electronic equipment, people who understand electronics will have no problem putting their knowledge to work... in high-paying careers. The staff and faculty of World College have invested over ten years developing, what we believe to be, the finest independent-study, baccalaureate degree program available. World College's mission is to instill in each student the knowledge, *education*, and *training* that employers are seeking for the many technical positions available today. It's a program created to provide the best education and training possible with a flexible schedule to match your busy lifestyle.



World College is currently seeking approval to confer the Bachelor Degree from the Virginia Council of Higher Education.

Earn A Bachelor of Electronic Engineering Technology Degree from



WORLD COLLEGE
Bringing Technology Home!

Lake Shores Plaza
5193 Shore Drive, Suite 113
Virginia Beach, VA 23455-2500

Send For Your Free Course Catalog.

Take the first step towards a new start in life. Send for World College's Free Independent Course Catalog today and discover how easy and affordable it is to get started on your Bachelor Degree.

World College is affiliated with



Complete the Entire Degree Program Under One Roof. Yours!

Only World College offers an independent study, four year technical degree which can be completed through one school. All lab equipment*, parts, and software are included in your tuition and the program's 300-plus laboratory experiments can be completed in your own home.

You Pay Only For Time Actually Used.

World College not only provides a means to earn a Bachelor Degree while fulfilling current obligations, but there are no restrictions on how fast you can complete the program. At World College, you pay tuition only for the actual upper-level semesters it takes to graduate. The quicker you complete the program, the less you pay in tuition. It's an effective way to keep you motivated in order to complete the course and move on to a better paying position as quickly as possible.

Currently not available in Ohio.

* Student must have access to a personal computer system.

YES! Please send me World College's Free Course Catalog detailing the full curriculum.

Name: _____

Address: _____

Apt: _____

City: _____

State: _____ Zip: _____

Phone: (_____) _____

Age: _____

Return to: WAE03

World College
Lake Shores Plaza
5193 Shore Drive, Suite 113
Virginia Beach, VA 23455-2500

What Do These Prestigious Companies Have In Common?

Aerovox
DC Film and RFI Suppression Capacitors,
AC Oil Capacitors, EMI Filters

AMP
Electrical/Electronic Connectors,
IC Sockets, PCB Switches

AVX CORPORATION
A VICTORIA GROUP COMPANY
MLC, Tantalum and Thin Film
Capacitors, Resistors,
Networks, Trimmers,
Oscillators, Resonators, Filters
and Piezo Devices

BERG
ELECTRONICS
High Density and Industry Standard
Connectors/Subsystems

BURNDY
an FCI Company
Electronic Connectors

CAROL
CAROL CABLE COMPANY INC.
Electronic and Electrical Wire and Cable
and Power Supply Cords

COLE FLEX
Tubing, Conduits, Hose, Sleeveings, Splices,
Insulation and Cable Harness Products

Communications Instruments, Inc.
Relays and Solenoid Relays

COOPER
Belden
Multi Conductor, Paired, Coaxial, Flat,
Fiber Optic, Instrumentation/Process
Control, LAN, Special Application Cables,
Power Supply Cords & Molded Cable
Assemblies

COOPER
Bussmann
Fuses, Fuseholders, Fuse Blocks,
and Fuse Accessories

CORNELL DUBILIER
Capacitors - Aluminum
Electrolytics, Mica, AC Oil, Film,
MICA Paper and Relays

A COMPANY OF
DALE
Dale Electronics, Inc.
Resistors, Networks, Oscillators, Displays,
Inductors & Thermistors

D1 DANTONA
INDUSTRIES, INC.
BATTERIES: Computer, Cordless
Phone, Scanner & R/C
ANTENNAS: Cordless Phone (metal &
rubber), Scanner Bumpers,
Grommets and Stik-On Feet

DEARBORN
WIRE AND CABLE L.P.

EATON
Eaton Corporation, Commercial
& Military Controls Operation
Switches, Relays, Displays and Keyboards

A
GERNSBACK
PUBLICATION
Electronics Now Magazine

KOA SPEER ELECTRONICS, INC.
Resistors, SMT Tantalum Capacitors Inductors,
Resistor Networks, SMT Thermistors

MALLORY
North American Capacitor Company
Tantalums, Aluminums, Sonalerts®
Ceramics, Films and AC's

M-tron
Quartz Crystal Clock Oscillators
and Special Hybrid Products

MURATA ERIE
MURATA ERIE NORTH AMERICA
Monolithics, Discs, Variable Capacitors,
Oscillators, Potentiometers, RFI/EMI Filters,
Microwave, Surface Mount Capacitors

NTE
NTE ELECTRONICS, INC.
A WORLDWIDE REPUTATION FOR QUALITY, SERVICE AND VALUE
Semiconductors, Resistors,
Capacitors, Relays

Philips ECG
A North American Philips Company
Semiconductors, Test Equipment,
Relays, A/V Parts and
Chemicals

Quam
Loudspeakers and Commercial Sound
Products

ROHM
Rohm Electronics Division
Resistors, Ceramic Capacitors,
Transistors/Diodes,
Opto Components and IC's

SELECTA
Electrical Electronic Products
Switches, Relays, Terminals,
Indicator/Pilot Lights, LED Indicators,
Test Clips, Test Leads, Cable Ties and
Heat Shrinkable Tubing

A COMPANY OF
SPRAGUE
Tantalum Capacitors, Wet & Foil
Capacitors, Resistor Networks,
Resistor Capacitors Networks, Filters

Switchcraft
A Raytheon Company
Switches, Connectors, Jacks, Plugs,
Jackfields & Audio Accessories

TECH SPRAY
Non-CFC Cleaners/Degreasers,
UV Cured Compounds, Swabs, Wipes,
Brushes, Wick, Cleanroom Supplies, and
Static Control Products.

They sell through distributors.
They belong to the E.I.A.
They belong on your vendor list.

Leadership in electronics is not just a matter of designing products better and manufacturing them better, but also of marketing them better. And the sponsors of this message understand that better service to customers *requires* effectively involving distributors as part of their marketing teams.

Distributor involvement means lower prices, quicker deliveries, better service over-all. The Buyer wins. . . the Seller wins.

Distributors help achieve marketing leadership. So does the manufacturer's involvement in the Components Group of the Electronic Industries Association. EIA fosters better industry relations, coherent industry standards, and the sharing of ideas, which helps one another *and* serves customers better.

In choosing your component supplier, look for the marks of leadership —

availability through distribution
membership in the E.I.A.



Electronic Industries
Association/Components Group
2001 Pennsylvania Avenue, N.W. 11th Floor
Washington, D.C. 20006
Phone: (202) 457-4930 Fax: (202) 457-4985

Committed to the competitiveness of the
American electronics producer

BUILD A DIVERSITY ANTENNA AND IMPROVE THE PERFORMANCE OF ANY CAR STEREO!

WHEN LISTENING TO AN FM STATION in your car, have you ever noticed the sudden onset of noise—pops, clicks and hum—that lasts for just a short time? Maybe you stopped at a traffic light, heard the interference, but found that it disappeared when you drove away—less than a car length.

This audio annoyance could be caused by local sources of noise, or it could be caused by *multipath*—the convergence of FM signals at your car's antenna that arrived by taking different paths from the FM transmitting antenna. The interference is commonly called "picket fencing" because it comes and goes as you drive, much as your view changes as you walk by a picket fence.

You could be stopped under overhead power lines or near neon lights, motors or relays that could introduce noise into the FM receivers of even the latest model, high-priced cars. However, if you look around and find no obvious sources of electrical noise, consider the possibility that the interference is caused by multipath.

As FM radio waves travel from the transmitting antenna to your receiving antenna, they can take many different paths: Some travel directly to your antenna; others take more devious routes as they bounce off buildings, hills or mountains.

Figure 1 illustrates multipath radio waves converging on your car's antenna with different phase relationships as a result of traveling over paths of different lengths. This same phenomenon can cause "ghosts" in television reception. It is most noticeable with radio waves that have wavelengths of 3 meters or less.

The strength (and quality) of the received FM signal is the resultant of the phase and amplitude of all the waves at the same

Eliminate multipath noise from your FM radio as you drive with this diversity circuit that switches antennas.



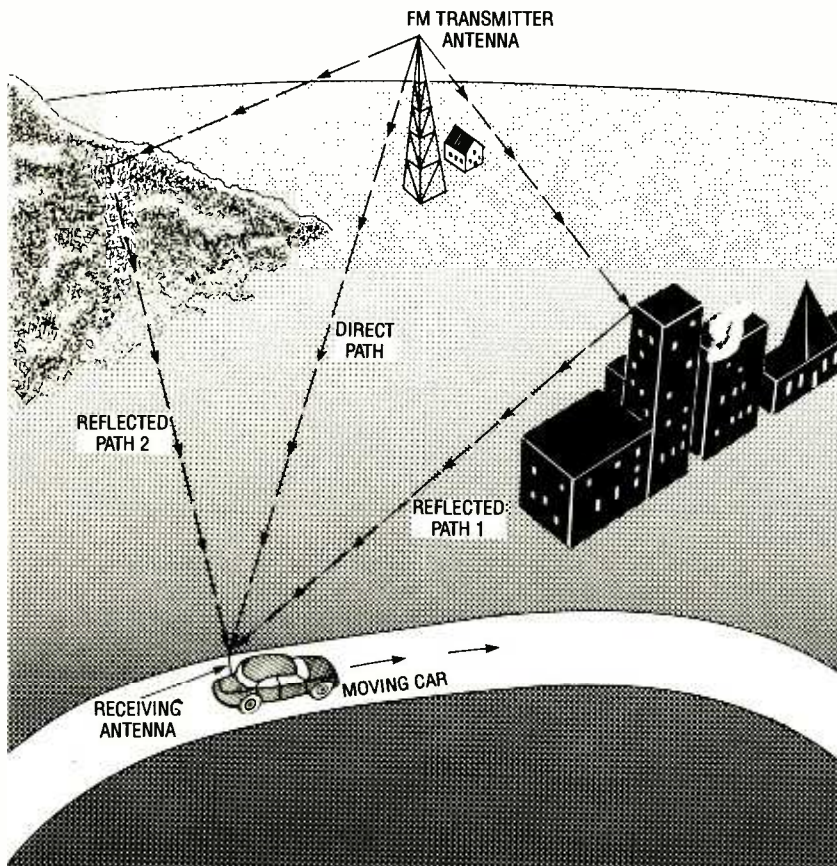


FIG. 1—MULTIPATH INTERFERENCE IN FM RECEPTION is caused by signals arriving out-of-phase at the antenna after traveling over paths of different length.

frequency which arrive at your antenna from the station tuned in. Radio waves of the same frequency that are out-of-phase, as shown in Fig. 2, can cancel each other in certain locations and blank out the received signal, regardless of the FM station's transmitter power.

However, the effects of multipath are more likely to show up as partial cancellation of the received signal accompanied by extraneous noise. If you keep driving, you will soon pass out of this "noisy" region. Fluctuations in signal strength might occur just a quarter wavelength apart.

The FM broadcast band covers the radio-frequency spectrum from 88 to 108 MHz. Thus at the approximate mid-band frequency of 100 kHz, wavelength is 3 meters or about 3¼ yards. That's why moving your car only a few feet can take it out of the noise region.

By contrast, the amplitude-modulated (AM) broadcast band, covers the much lower frequency spectrum of 540 to

1600 kHz. Thus at 1000 kHz, an AM signal has a wavelength of 300 meters—100 times the length of the FM signal. That's why AM reception is unaffected by multipath.

Diversity systems

In the FM reception situation described, if instead of moving the car out of the noisy region, a second antenna were positioned at least 30 inches away from the first, reception could be restored. Unfortunately, connecting two antennas simultaneously to a single car radio will not solve the problem.

The signals from the antenna in the noisy region would combine with the signals from the antenna "in-the-clear," and reception would not improve. The answer to this dilemma is find a means of switching automatically to the one of two antennas situated in the most favorable receiving position.

There is nothing new about the concept of switching antennas to improve reception. One method called *diversity recep-*

tion was developed in the early days of radio to counter the effects of "fading" in shortwave reception. Shortwave or high-frequency (HF) signals, are capable of traveling thousands of miles by "bouncing" off ionized layers 100 kilometers or higher in ionosphere. They were once the best method for long-range communication, and fading could break that communications link.

In those early high-frequency diversity systems, two separate antennas positioned several miles apart fed two separate receiver sections. Electronic circuits compared the relative strengths of the two received signals, and automatically selected the strongest for further amplification and reception. The selection was performed by automatic gain control (AGC). The output DC level was proportional to the strength of the signal being received.

The same circuitry could improve mobile FM reception, but two complete receivers would be required—obviously impractical and expensive. Moreover, opening a standard automotive receiver case to add circuitry could pose a problem due to space and power limitations. The circuit described in this article solves that problem.

A novel FM system

In stereo FM broadcasting, the transmitter encodes left and right channels as sum and difference signals. The difference signal, $L - R$, modulates the 38-kilohertz sub-carrier necessary for decoding the stereo channels at the receiver. It is not transmitted because of bandwidth restrictions. Instead, the FM station transmits a *pilot subcarrier* at 19 kilohertz, half the subcarrier frequency. This pilot phase locks a 38-kilohertz oscillator in the receiver to decode the stereo signal.

The 19-kHz pilot subcarrier is within the audio bandwidth, but its amplitude is so low that it doesn't disturb the listener. However, the presence of this pilot subcarrier makes possible the FM diversity reception system discussed in this article.

The FM diversity circuit monitors the 19-kHz pilot sub-carrier signal.

Steadiness of the reception of this 19-kHz pilot signal in the audio portion of the FM transmission is an indication of the quality of the received signal. Whenever this signal falls below a specified threshold value, it will be lost in background noise. The threshold establishes the criterion for switching antennas. In effect, the pilot threshold level functions in FM diversity as the AGC level functions in HF diversity.

How FM diversity works

A second antenna, installed on your vehicle as far away from the original equipment antenna as practical, provides the second FM signal. Figure 3 is a simplified block diagram of the diversity system.

The cables from both antennas are connected to the electronic antenna switch. The 19-kHz pilot signal from the receiver's audio output is passed through a high-gain bandpass active filter which attenuates audio programming that is much stronger than the pilot signal. After amplification, the pilot subcarrier becomes the reference frequency for a phase-locked loop (PLL) circuit. The output of the PLL locks to the 19-kHz pilot signal and functions as a subcarrier detector.

When the reference frequency becomes noisy, the PLL will lose "lock" and trigger the flip-flop whose output switches the state of the electronic antenna switch. This action switches the alternate antenna into the system while disabling the original antenna.

If that second antenna is positioned for better reception, the received signal will clear, and the PLL will again lock to the subcarrier and hold the switch in that state until the pilot signal drops out again. If the second antenna does not restore the pilot signal reception after a 0.1 second delay, the primary antenna is switched back on.

When the radio is receiving AM, the absence of a 19-kHz subcarrier will also reactivate the primary antenna that is tuned to the receiver for the best AM reception.

FM diversity circuit

Refer to schematic diagram Fig. 4. The audio signal from the FM receiver appears at connector J4. The two capacitors C11 and C16 in the audio input section bypass any DC components in the radio output or overvoltages that could be caused by miswiring. Trimmer potentiometer R22 controls the input level. The LF347 quad operational amplifier IC3 is an active filter with a gain of 50 at 19 KHz. It has four sections: a, b, c,

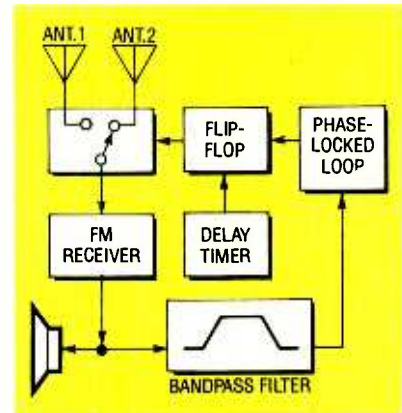


FIG. 3—BLOCK DIAGRAM OF THE FM DIVERSITY SYSTEM to overcome multipath interference or cancellation.

and d.

The active filter attenuates the audio so that the LM1800N phase-locked loop (PLL) IC1 can lock onto the 19-kHz pilot subcarrier. With 2 millivolts input, the output level at pin 14 of IC3-d is about 100 millivolts. Light-emitting diode LED3 is the level indicator for IC3-d. Each of the four 47,000-ohm feedback resistors, R1, R6, R7, and R8, around the op-amp sections in IC3 has a 1% tolerance. The feedback capacitors (reading from left to right) C6, C4, C19 and C23, and the input capacitors C7, C5, C20, and C21 have closer 10% tolerances to assure that the filter will tune in the 19-kHz region.

Trimmer potentiometer R21 (in series with resistor R10 at frequency pin 15 of IC1) sets the PLL's operating frequency to 19 KHz. Resistor R9 and capacitors C2 and C12 form the loop filter between pins 13 and 14 of IC1 to set the PLL's locking characteristics including *capture time* and *capture range*. The values shown result in a 1-millisecond capture time and 2-kHz bandwidth. Bandwidth is not critical in this circuit because the center frequency is always 19 kHz. However, the wider the bandwidth, the faster the capture.

Every time the PLL locks to the incoming signal, it produces a low-level logic output at LAMP pin 7 of IC1. When the input signal is lost, pin 7 of IC1 goes high, toggling 74C74 CMOS dual flip-flop IC2-a. Com-

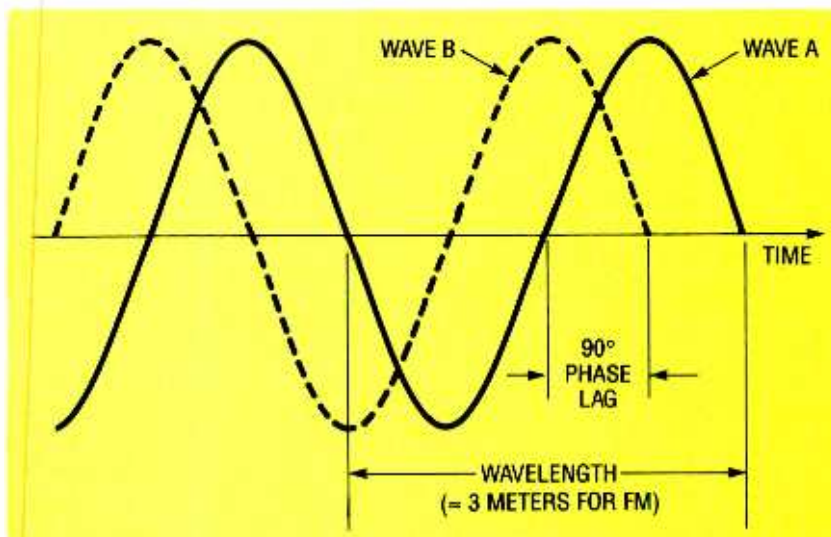


FIG. 2—OUT-OF-PHASE SINE WAVES represent out-of-phase FM signals arriving at a receiving antenna. They can combine constructively or destructively. An FM signal is about 3 meters long.

plementary output pins 5 and 6 of IC2-a control the ON/OFF states of the two MR901 RF transistors Q1 and Q2. They are switched through 33-kilohm resistors R13 and R12, respectively. When Pin 5 of IC2-a is high, Q1 turns on; when pin 6 is high Q2 turns on.

Transistors Q1 and Q2 are the

active components in two identical broadband, untuned, common-emitter amplifiers. Each has a gain of about unity in the AM broadcast band and about 6 dB in the FM band. That 6-dB gain overcomes cable and connector losses. The low AM gain prevents AM signal overload.

Transistor Q1's base is con-

nected to antenna input jack J3 for Antenna 1 and transistor Q2's base is connected to input jack J3 from antenna 2. The transistor collectors are connected, but only one transistor can be turned on at a time. As a result, the circuit works as a fast electronic single-pole, double-throw antenna switch.

The load inductance for Q1 and Q2 presents a high impedance at FM frequencies for good amplification. However, at AM frequencies this impedance is low, resulting in low amplification. The output signals at Q1 and Q2 feed back to the working antenna input jack.

The second half of the CMOS dual flip-flop IC2, section b, is a 0.1-second timer. If the FM pilot subcarrier is absent for more than 0.1 second, 0.1 μ F capacitor C17, charging through 1-megohm resistor R15, toggles flip-flop IC2-b, forcing pin 8 low. That low output presets the IC2-a flip-flop, biasing Q1 ON and activating antenna 1. This feature is necessary for AM operation because antenna 1 is the car's original equipment or primary AM antenna.

Flip-flop IC2-a also forces Q1 on for non-stereo FM signals. The illumination of PILOT LED 3 indicates that the PLL is locked to the pilot signal. The illumination of ANT 1 LED2 indicates that antenna 1 is active, and the illumination of ANT 2 LED1 indicates that antenna 2 is active.

Building the circuit

Readers are cautioned that this project is a relatively complex RF circuit that is not recommended for beginners. Successful completion of this project will depend on the builder's skill and the care taken in circuit assembly and soldering. An understanding of how improperly placed and soldered RF components can cause undesirable feedback is necessary. Also, the installation of the circuit calls for current knowledge of modern automotive radio and electrical systems.

Even seasoned builders should pay particular attention to details and work cautiously, especially in the RF adjustment,

PARTS LIST

All resistors are 1/4-watt, 5%, unless otherwise specified.

R1, R6, R7, R8—47,000 ohms, 1%
R2, R11, R23, R27, R29—10,000 ohms

R3, R4, R5, R18, R24, R28, R32—1800 ohms

R9—3,300 ohms

R10—13,000 ohms

R12, R13, R25, R26—33,000

R14—100 ohms

R15—1 megohm

R16, R19—10 ohms

R17—1000 ohms

R20—680 ohms

R21, R22—20,000 ohms trimmer potentiometer, PC mount, top adjust, Spectrol 321 or equivalent

R30, R31—150 ohms

R33—100,000 ohms

All capacitors are 20%, 25-volt, unless otherwise specified

C1, C2—0.033 μ F

C3—390 pF

C4, C5, C6, C7, C19, C20, C21, C23—0.001 μ F, 10% polyester film.

C8—0.068 μ F

C9, C10, C13—470 pF ceramic disc

C11, C12, C15—0.01 μ F

C14, C18—0.001 μ F ceramic disc

C16—1.0 μ F

C17—0.1 μ F

C22—680 pF

C24—10 μ F solid tantalum electrolytic

C25—47 μ F solid tantalum electrolytic

Semiconductors

IC1—LM1800N phase-locked loop, National Semiconductor or equiv.

IC2—74C74 CMOS B dual flip-flop, National Semiconductor or equivalent

IC3—LF347 BiFET quad operational amplifier, Motorola Semiconductor or equivalent

Q1, Q2—MR901 or MR911 RF NPN transistor, Motorola or equivalent.

D1—IN914 silicon diode

LED1, LED2, LED3—light-emitting diodes, T-1 package, red, green, yellow

Other components

L1—22 μ H RF choke

J1—power jack—Radio Shack 274-1565 or equivalent

J2—phono jack, RCA style

J4, J5, J6—Antenna connectors

Miscellaneous: automotive antenna, Motorola type; cigarette-lighter power cord (Radio Shack 270-1533-C or equiv.); plastic case (Serpac No. 132 from Serco); extension cable, male-to-male (Radio Shack 12-1314 or equiv.); extension cable, male-to-female, 12-foot, (Radio Shack 12-1311 or equiv.); audio cable, RCA phono-type; one 14-pin DIP socket; two 16-pin DIP sockets; hook-up wire, stranded, insulated 24 or 26 AWG; plastic clamp (Radio Shack 278-1641 or equiv.); solder.

Optional miscellaneous: adhesive-mount automotive adhesive antenna (Radio Shack 12-1325 or equiv.); automotive antenna (No. 03CH7516N, J.C. Whitney, P.O. Box 8410, Chicago IL 60680 (312) 431-6102); miniature power plug (Radio Shack 274-1567 or equiv.); fuse holder, in-line (Radio Shack 270-1213 or equiv.).

Note: The following project components and parts are available from Videoart, 4123 Middlefield Rd., Palo Alto, CA 94303:

• **Double-sided PC board—\$28.00**

• **All components for completing the PC board assembly plus three antenna connectors but excluding the PC board)—\$23.00**

• **Plastic case specified in Parts List—\$7.50**

Add \$6.50 for shipping and handling. California residents add local sales tax. Make all payments as either in certified check or money order. Please allow 4 to 6 weeks for delivery.

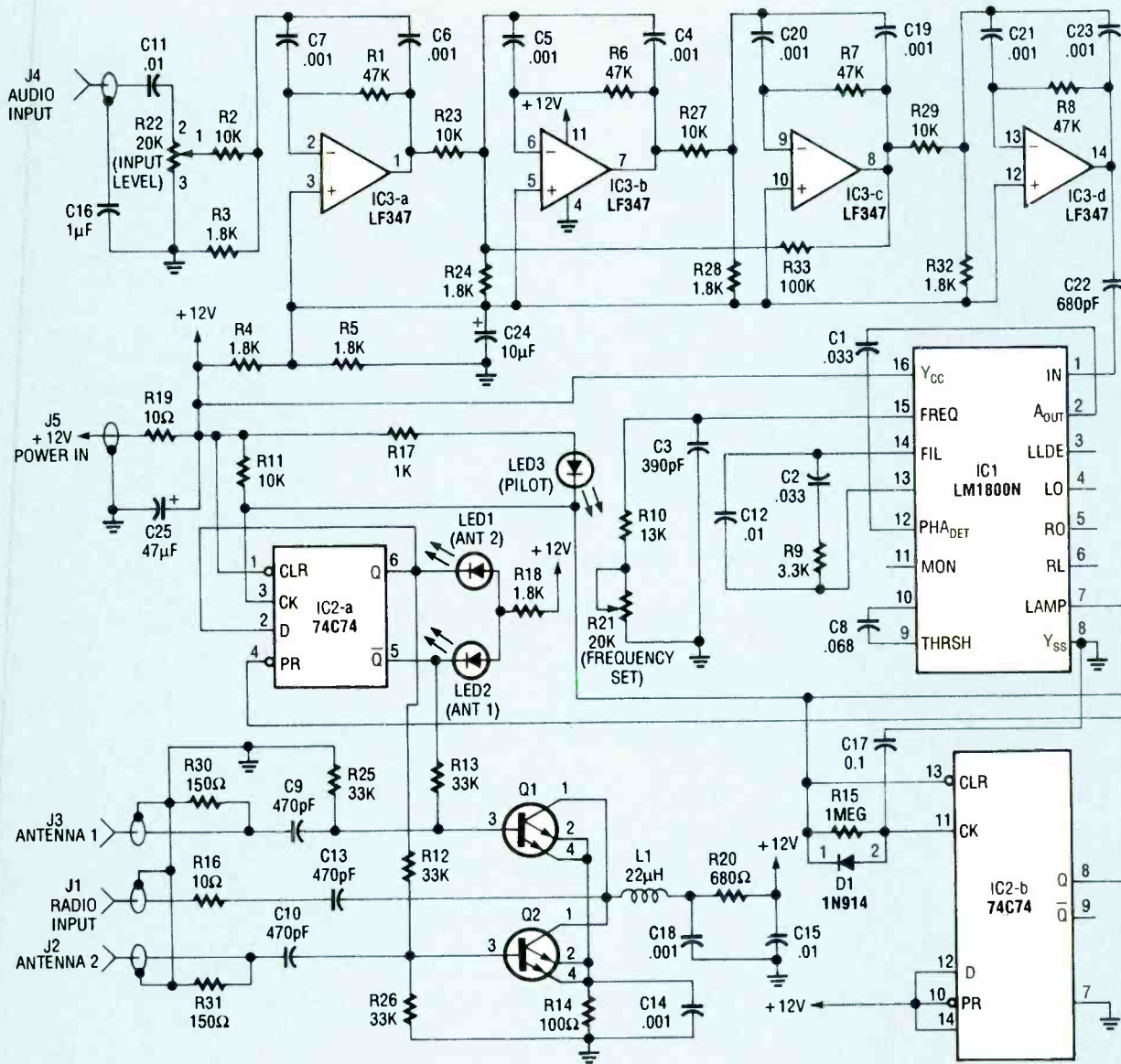


FIG. 4—SCHEMATIC DIAGRAM for the FM diversity circuit.

test and installation phases of the project. Experience in working on automotive electrical and entertainment systems will be helpful.

Because the circuit must receive clear high-frequency FM signals, PC board construction is recommended. A partial kit, including an etched and drilled double-sided PC board with a ground plane, is available from the source given in the Parts List. Foil patterns are provided for those who want to make their own boards.

The ground plane is copper foil laminated over most of the component side of the board to

ensure stable RF reception. It shields the active components to prevent inadvertent signal radiation, thus preventing unwanted oscillations. All of the electronic components are standard parts, stock items from mail-order distributors and most electronics retail stores.

All wiring must be as short as practical. For example, the leads of collector inductor L1 must be short to prevent unwanted oscillations. However, parts placement and wiring in the audio section is not critical.

Refer to both the schematic Fig. 4 and the parts placement diagram Fig. 5. Follow accepted

parts placement practices, and do all soldering with a fine-tipped soldering pencil rated 30 watts or less, preferably with a temperature control set to 700°F. The cleanliness of the PC board and component leads is important for quality soldering. Be sure that all solder joints are smooth and shiny; cold solder joints are usually dull gray and irregular.

Use sockets for the all ICs, and observe the location of pin 1 when installing all sockets. Mount the eight axial-leaded 0.001 μ F polyester capacitors C4 to C7, C19 to C21, and C23, the 390 pF C3 and the 0.047 μ F C8 vertically. With needle-nose

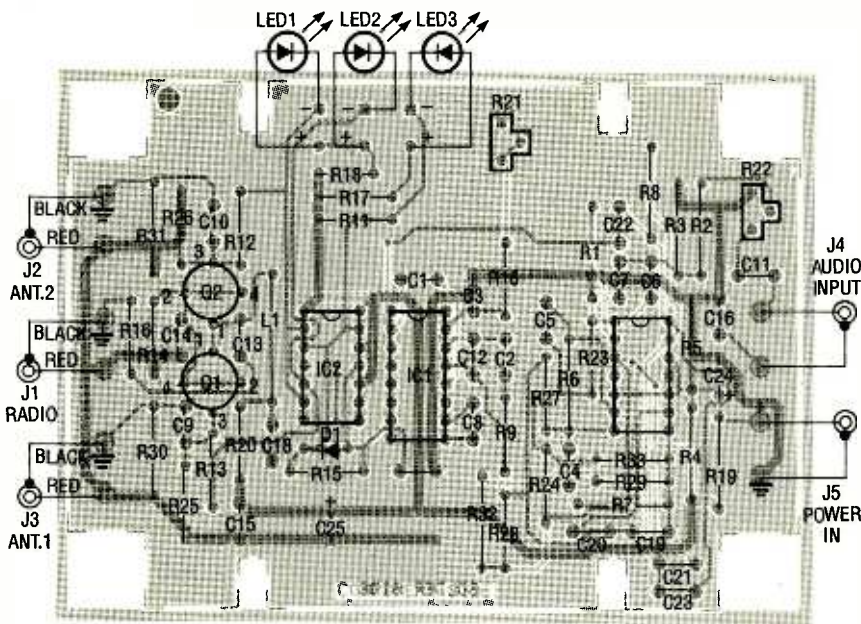


FIG. 5—PARTS PLACEMENT DIAGRAM for the FM diversity circuit.

pliers, grasp a lead at one end of the capacitor close to the body and bend the lead back 180° to form closely spaced radial leads.

Find the cathode band on diode D1 and insert the lead on that end in the cathode location shown in placement diagram Fig. 5. The three light-emitting diodes LEDs 1, 2, and 3 in the prototype were in T-1-style radial-leaded packages. The longer lead on these LEDs is the anode lead (arrowhead side of the symbol), and the short lead identifies the cathode lead (bar in the symbol).

Insert and solder the three LEDs without cutting their leads. Mount them so they stand off the board about 1¼-inches so the leads can be bent to insert the reflectors into the pre-drilled holes in the case after the completed board is mounted to the lower case half.

Transistors Q1 and Q2 have flat leads to minimize inductance. Position the transistors carefully on the board before soldering them. *Caution:* The transistors' orientation and spacing with respect to each other and the other RF components is critical.

Install the two polarized capacitors, tantalum dipped, radial capacitor C24 and aluminum electrolytic C25, according to the polarity marks shown on Fig. 5. *Caution:* Be sure the

minus (–) side of both capacitors is connected to ground; an improper connection can destroy the capacitor.

Integrated circuit IC2 must be a CMOS B 74C74 because the power source is +12 volts. Comparable parts in the HC and HCT CMOS logic families are rated for only 5 volts.

After inserting and soldering all of the components on the PC board, cut, insert and solder the color-coded wires for the case-mounted connector jacks. The wires should all be cut about 3 inches long from No. 22 or 24 AWG insulated stranded hook-up wire. Use red wire to indicate positive (+) and black to indicate negative (–) ground for power jack J5. Use any other color for the audio input signal to jack J4, but use black for the ground connection there also.

Insert and solder lengths of twisted black and red wire for the RF connector jacks J1, J2 and J3 with the red wires for the antenna and radio input signals and black wires for ground.

Packaging the circuit

The plastic enclosure specified in the Parts List is recommended because the circuit board described in this article is sized to fit snugly in it. Refer to Fig. 6 for the proper orientation of jacks with respect to the circuit board, and mark the cen-

ters of holes to be drilled for the five jacks J1 to J5 on the ends of the lower half case using the hole-forming templates included in this article. Exact hole diameter and shape should be determined by measuring the actual jacks.

Mark the positions of the holes for the three LEDs in the side wall of the case with the aid of the template and as shown in Fig. 6. Drill the LED holes with a drill size that will permit the LEDs to be press-fit in the side of the case so that no adhesive will be needed.

Clean the completed circuit board with cotton swabs dipped in cleaning fluids intended for that purpose. Insert the board in the lower half of the case as shown in Fig. 6, and fasten it to the two internal sidebars of the case with small sheet-metal screws.

Next, install and fasten the three RF connector jacks, J1, J2, and J3, power jack J5, and audio input jack J6. Solder the wires from the circuit board to the lugs on the jacks. Wire jacks J1, J2, and J3 with the twisted pairs. They should be trimmed as short as possible before they are soldered to the connectors. Solder the black wires for the ground connections to the jack shells and the red wires for the signal paths from the antennas and radio. (It might be necessary to remove some metal plating from the jack shells with emery cloth or a file to obtain a secure solder joint.)

Carefully bend both LED leads together so that the reflector body can be press-fit through the previously drilled holes on the side of the case.

Double check the completed assembly carefully. A magnifying glass will be helpful. Check for any incorrectly inserted components, solder bridges, or cold solder joints.

Identify all the jacks and LEDs on the outside of the case with a waterproof pen or dry transfer lettering. Label LED3 as PILOT, LED1 as ANT 2 and LED2 as ANT 1. Label J1 as RADIO INPUT, J2 as ANT 1 and J3 as ANT 2. Label J4 as AUDIO INPUT and J5 as "+12 V." Cover the

labels with transparent tape or coat them with nail lacquer. Figure 8 is a photo of the author's assembled prototype.

Testing and tuning

Before applying power to the board, measure the resistance between the positive power supply connection and ground. It should be 3000 ohms or higher, after the filter capacitor charges. If it is lower, recheck the circuit for shorts or incorrectly installed ICs.

The power source required to perform these tests can be a 12-volt nickel-cadmium battery, a 12-volt lead-acid battery, or a 12-volt DC wall-outlet adapter. If you use an adapter, be sure it has a standard 2.1 millimeter diameter axial pin in the plug. Read the label on the adapter to be sure that the positive (+) conductor of the plug is the axial lead and the negative (-) conductor is the shell.

Put a ¼-ampere fuse in series with the power supply to pre-

vent damage to the circuit if there are undetected shorts. An FM radio or tuner with an ear-phone or speaker plug connector is also required. The test setup shown in Fig. 7 emulates the wiring circuitry of an automobile installation.


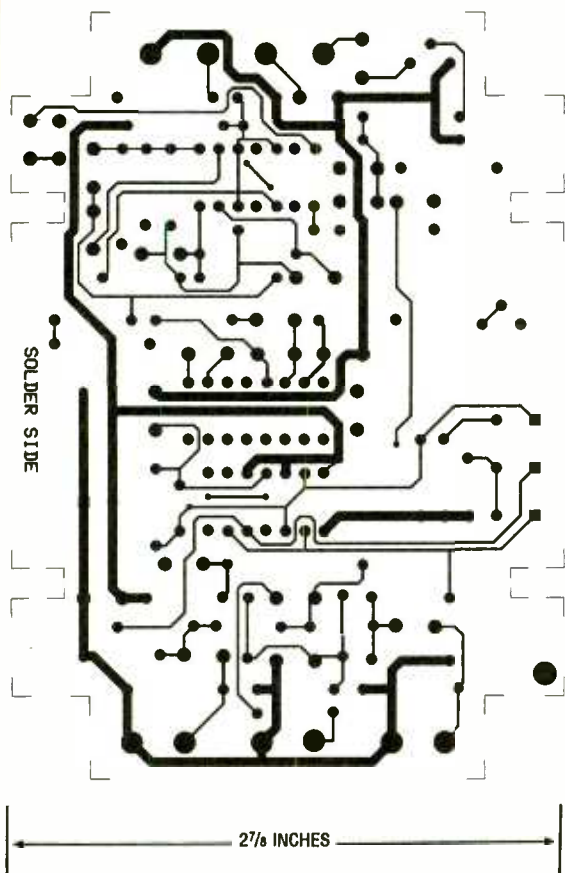
Tune the FM receiver to a stereo FM station. (The stereo indicator should be illuminated). Set the volume control from one quarter to one third of its maximum angle. Then connect the audio input of the diversity circuit to the FM radio's headphone or speaker.

Apply power to the system. With a plastic alignment tool or small screwdriver, adjust audio input-level potentiometer R22 to mid-position. Then adjust PLL frequency-set potentiometer R21 slowly until LED3 is illuminated. After this adjustment, LED3 will track the radio's stereo indicator to verify the presence of the stereo pilot subcarrier signal with different thresholds.

The radio indicator works with all stereo stations, and the diversity circuit depends on the audio volume and the setting of input-level potentiometer R22. Either LED1 or LED2 should be on. Turn down the volume control on the FM radio until LED 3 extinguishes. Observe the LED1 and LED2 pair: They should alternate between on and off each time LED3 goes out.

Turn the volume-control knob up and down to check the switching action. Turn the volume down once or twice so LED2 stays on, then keep the volume low. After 0.1 second, LED1 will light and LED2 will go off. That indicates the one-second timer is working.

Connect the RADIO INPUT cable from J1 to the FM radio's antenna input jack. If the existing FM radio receiver does not have external antenna connections, retract its antenna completely, and convert it to the input connection with wires connected by



FOIL PATTERN FOR THE SOLDER SIDE OF THE PC BOARD. FOIL PATTERN FOR THE COMPONENT SIDE OF THE PC BOARD.

two alligator clips. The second connection is for ground, the outer part of the cable or jack.

Unless this connection is made with a coaxial cable, the antenna will not function correctly, and the test will be invalid. Light-emitting diode LED2 will be illuminated after the one-second timeout. Antenna 1 will be the active antenna. Conversely, LED1 will indicate that antenna 2 is active.

Connect two test antenna cables to their jacks in the diversity circuit. One of these could be the extra antenna you purchased for installation in your car. A three-foot length of insulated hookup wire stretched vertically will serve as the second antenna. Regardless of what you use as an antenna, it must make contact with the axial conductor of the connector. A banana plug can serve as a makeshift connector.

Tune in an FM station, check

to see which LED is illuminated, and then disconnect the related antenna. This step will permit the circuit to switch to the alternative antenna, as shown by LED illumination. If the signal from the FM station selected is strong, switching action can be prevented if the antenna connections are not well shielded.

Choose a different station and repeat the test. Then repeat the test for the other antenna. Adjust the volume control to command antenna switching. When the desired LED turns on, remove the corresponding antenna, and the ability of the LEDs to turn on and off should be restored.

This test does not reproduce actual circuit operation because it is not possible to simulate, at a fixed location, the FM radio reception conditions to which your vehicle is exposed. In a car installation, the proper

connectors and coaxial cables form well shielded connections without RF leakage. Nevertheless, this bench test can demonstrate that the RF switching is functional.

If you can perform this test with an actual auto radio receiver and the coaxial cables recommended in the Parts List, the test will still be a realistic approximation of an automotive installation.

Installation in a car

Refer again to Fig. 7, and install the second antenna on your car. The greater the separation between the primary and secondary antennas, the more effective will be the diversity circuit's operation. If, for any reason, you do not want to install a second full-size antenna, you can purchase a flat antenna that adheres to the windshield glass.

The cable from the originally installed antenna probably will not reach the diversity circuit unless the antenna was installed at the rear of the car. In that case, the secondary installed antenna must be located at the front of the car. The antenna extension cables listed in the Parts List might be required.

Alternatively, you can make your own extension cable from low-loss coaxial cable terminated by male and female Motorola-type connectors.

Another possibility is an automotive AM/FM antenna whose design is based on that for a surface-mount cellular telephone antenna. A source for the 03CH7516N antenna with 17 feet of cable is given in the Parts List. However, an extension cable will not be needed for most cars.

A horizontal antenna such as the windshield type mentioned will provide polarization diversity because FM broadcast stations transmit both vertically and horizontally polarized waves. This will be an advantage even if the two antennas are not very far apart.

Access to the radio's electrical connections in most cars can be gained by removing the front

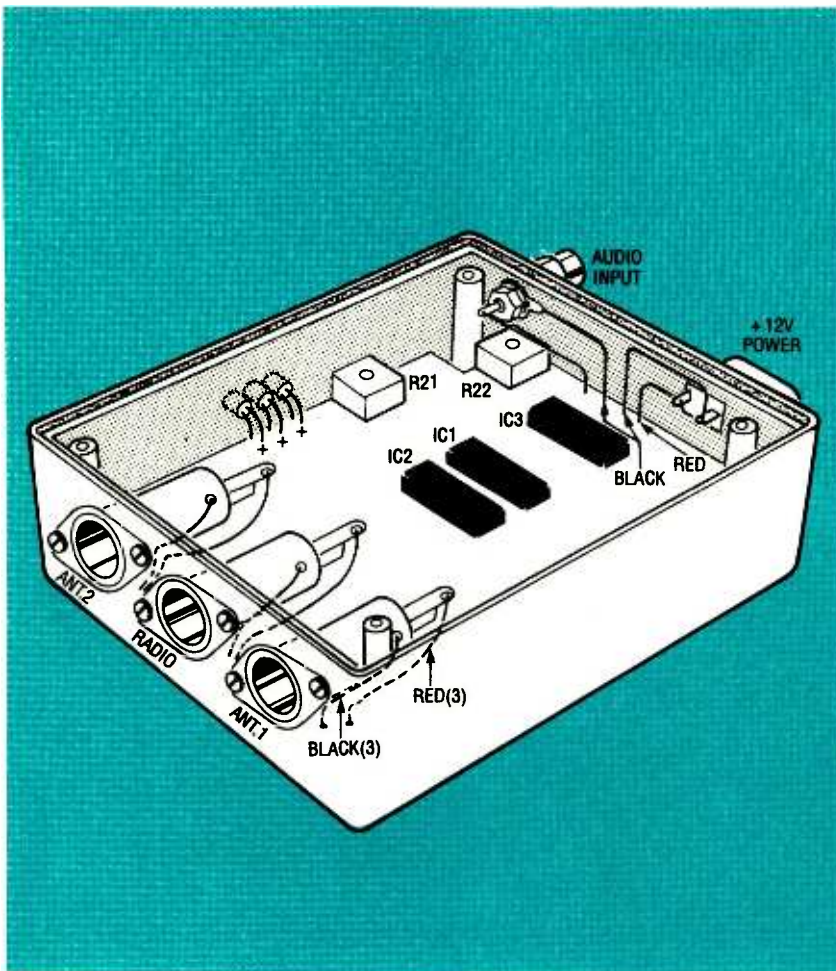


FIG. 6—ASSEMBLY AND WIRING OF CASE-MOUNTED components.

panel of the radio, and pulling it out to expose the antenna and speaker connections. Consult the maintenance manual for your car radio for details on how to remove the radio without damaging it.

The latest model car radios have RCA audio output connectors. Those will make it easy to provide the audio for the diversity circuit.

Alternatively, the audio signal source will be the radio's speaker output terminals. Any of the stereo outputs will provide the signal depending, of course, on the stereo BALANCE control setting. Identify all of the speakers' terminals and wiring. Consult your user's manual or read the labels on the wires.

Radio manufacturers do not all follow a uniform wiring color code, so the functions of the wires cannot be determined reliably from their colors. However, several leading manufacturers have agreed on green and gray for the left and right speakers, respectively, and black for common or ground. The ground (or low side) goes to the ground side of the audio input jack of the diversity circuit. Only one audio source is required for the operation of this circuit.

Caution: Do not connect the unit to the output of an external power booster.

Unfortunately, you have no guarantee that your radio's power amplifier will have sufficient bandwidth to allow the 19-kHz subcarrier to pass. Tap the audio from the input cable to the power amplifier. If resistive "faders" have been installed, tap the audio signal upstream of them.

Any connections spliced to the speaker wires must be insulated with quality electric tape so they will not be shorted to ground. Connect the original equipment car antenna to the antenna input jack ANT 1. Then connect the second antenna to input jack ANT 2. Connect the diversity circuit to the FM receiver with an extension cable terminated by two male plugs, one end plugged into the RADIO INPUT jack.

The required 12-volt power

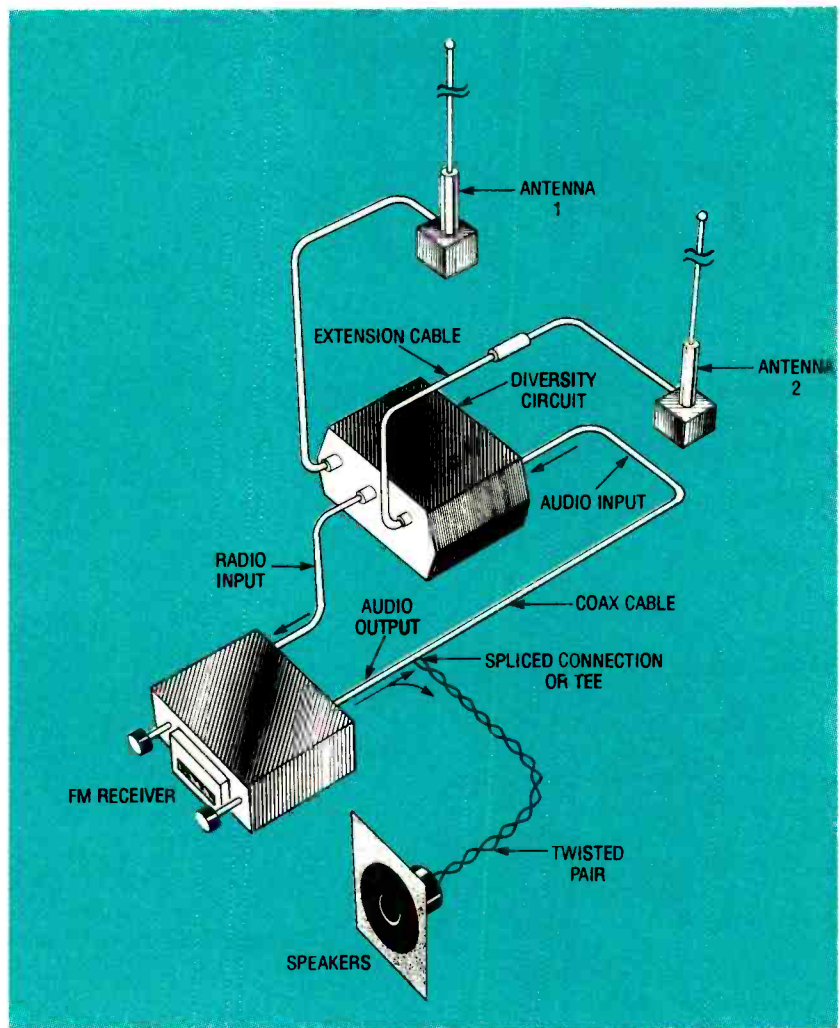


FIG. 7—THE FM DIVERSITY SYSTEM installed in an automobile with one antenna, a radio and speakers.

can be obtained from a fused cigarette lighter adapter cable. Install a $\frac{1}{4}$ - or $\frac{1}{8}$ ampere fuse in the fuse holder to protect the diversity circuit. However, if you want a more permanent connection, you can make one with an in-line fused cable for the power connection to the spare lugs usually available in the car's fuse box. See the Parts List.

Turn on the receiver and plug in the adapter. Tune to a stereo station, and set the receiver for normal listening while driving. Readjust input-level trimmer potentiometer R22 for this normal audio volume setting in the car until LED3 remains on without blinking. Set the tone or treble control to at least one-quarter of a turn towards maximum. If this is not done, the 19 kHz pilot subcarrier signal will

be too low. If LED3 doesn't light up, readjust the PLL frequency-set trimmer potentiometer R21 until it does.

Verify that LED1 and LED2 change state each time you lower the volume. Then change stations. That also will control the LED1 to LED2 switching. Input-level trimmer potentiometer R22 controls switching sensitivity. If it is set too low, LED3 will not light. Set it so LED3 remains on without blinking when a clear stereo station is being received. Trimmer R21 must be set in the middle of its "lock" range, the span between the two points in wiper rotation where LED3 turns on and off.

Check the 19-kHz pilot subcarrier level at the audio output of a receiver with a high-Q band-
continued on page 85

WEATHER STATION

***Here comes the rain—
let's make sure
our weather station is
ready for it.***

RONALD M. JACKSON

IN LAST MONTH'S ARTICLE, CONSTRUCTION details for an anemometer, wind vane, and rain gauge were described. Now it's time to build the sensors to measure temperature and humidity and complete the weather station. Experimenter's connections to your computer were described in **Electronics Now**, July and August 1993. This month the weather station's connections to the Experimenter are described.

Air sensors

"It's not the heat, it's the humidity." Although sometimes it's both! But in either case, the weather station has the data you need. Five temperature sensors, with tenth-of-a-degree resolution, provide accurate temperature information. You can place one indoors, one outdoors, one upstairs, one downstairs, and one, perhaps, in the attic or deep freezer.

Two humidity sensors provide inside and outside relative humidity information, with 1% resolution. You might use the information to calculate the heat index, or to monitor conditions in a greenhouse.

Changes in barometric pressure are generally the most useful weather prediction indicators. A falling pressure

trend usually means that stormy weather is on the way, while a rising trend portends sunshine. The weather station uses a solid-state pressure sensor to make accurate, stable, high-resolution barometric pressure measurements. Although not possible with the "freeware" program, a professional version of the software permits all weather data to be stored on your computer's hard disk. Graphing features make it easy to see and interpret pressure trends.

The signal-conditioning electronics for the temperature and humidity sensors can be wired point-to-point in the wiring grid area on the Experimenter board. With a tight layout, all of the components will fit on the board. However, be aware that every fourth pad on the top and bottom rows of the wiring grid are connected to +5 volts and ground, respectively. Those pads are convenient for supply-

ing power to logic ICs, which have power and ground connections in the standard locations of upper right and lower left. But you must be careful to avoid inadvertent connections to +5 volts and ground when wiring other circuitry.

As an alternative to point-to-point wiring, you can make your own signal-conditioning board using the foil patterns provided here. A high-quality PC board is also available from the source given in the Parts List.

Signal-conditioning board

None of the meteorological sensors connect directly to the Experimenter. They all require some signal conditioning from the circuitry shown in Fig. 1. The op-amps, RC filters, and digital prescalers prepare the outputs of various sensors so that the Experimenter can measure them with maximum accuracy. If your Experimenter



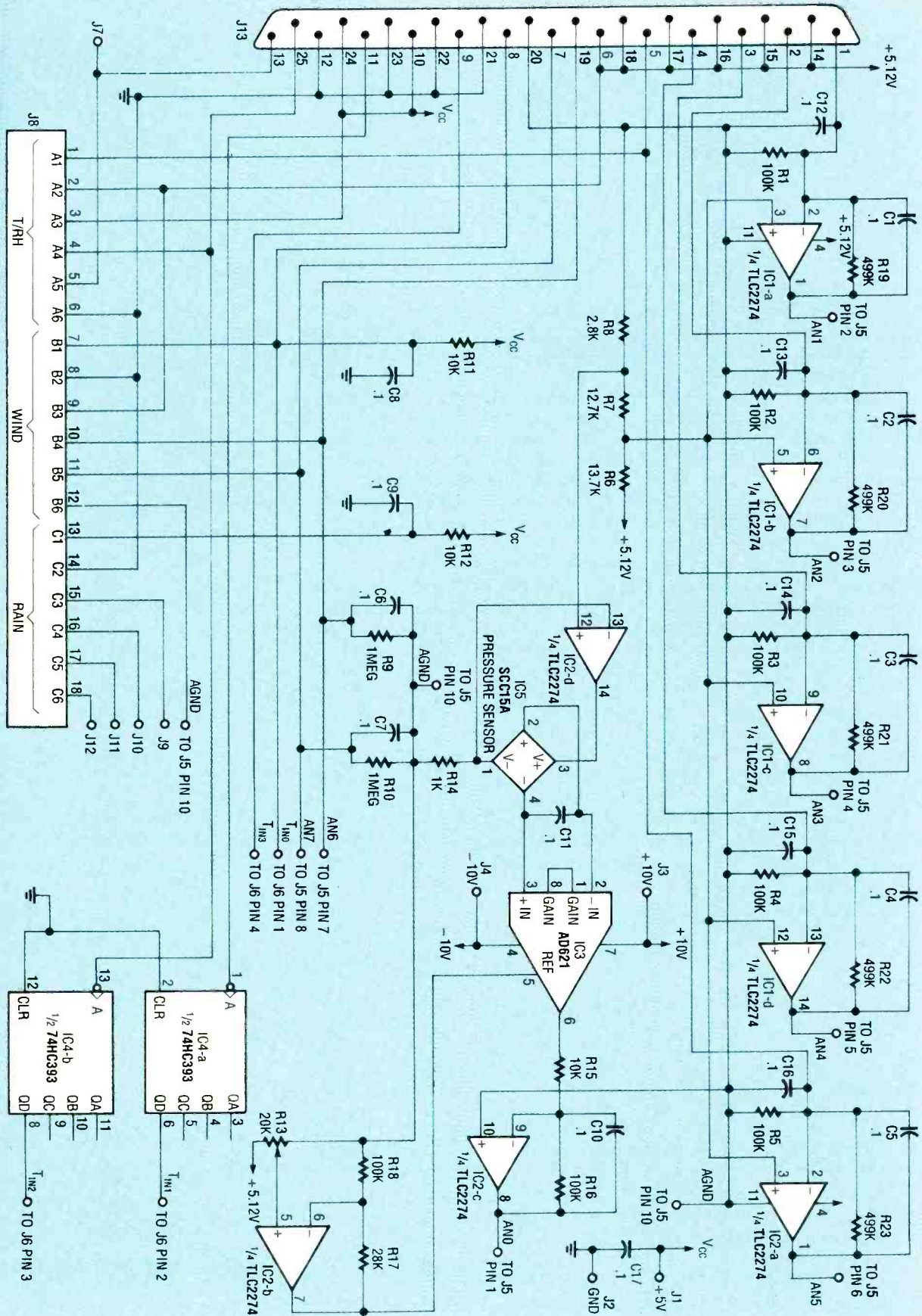


FIG. 1—SIGNAL-CONDITIONING BOARD. This circuitry conditions the signals obtained from the weather instruments before sending them to the Experimenter.

board does not have the analog supply option, you should add it. Many sensors use the analog inputs, and the optional analog supply will assure the highest accuracy in readings.

The through-hole plated circuit board from the kit supplier, with solder mask and component identification screened on both sides of the board, simplifies construction and improves circuit reliability. Figure 2 is the part-placement diagram. Be sure to clean all residual solder rosin from the board, which can provide leakage-current paths that will cause loss of accuracy in the temperature and pressure measurements.

Inputs and outputs that connect the signal conditioning board to the Experimenter are labeled on the board by silkscreening. These connections must be made to the pads of the same name on the Experimenter. Don't forget to wire the +10- and -10-volt supply inputs on the conditioning board to the power pads of IC5 pins 2 and 6 on the Experimenter board.

Temperature sensors

The weather station temperature sensors are LM334Z current sources. Because their output is current, rather than voltage, the sensors can be located 100 feet or more from the

weather station without the series resistance of the wire leads affecting the reading.

Each LM334Z requires a 2.26-kilohm bias resistor for setting the nominal output current. A 0.01-microfarad capacitor across each sensor enhances its stability. Both components can be soldered directly across the leads of the LM334Z as shown in Fig. 3.

The completed temperature sensors should be sealed in a 1.2-inch long piece of 3/16-inch diameter dual-wall heat-shrink tubing. This special tubing has an inner layer of hot-melt gap-filling adhesive; when the tube is heated, the adhesive melts and forms a moisture-proof seal around the leads. If an end of the tube does not close up completely, use a pair of pliers to gently squeeze it shut while the glue is still liquid. Use only a hot-air gun or hair dryer to shrink the tubing, and don't allow the tubing to burn.

The male DB-25 connector, J13, on the signal-conditioning board makes it easy to connect remotely-mounted sensors. Figure 4 shows how the various sensors connect to J13. The positive leads of the temperature sensors connect—with appropriate lengths of wire—to pins 14–18 of J14, a female DB-25 connector that plugs into J13. The output leads of the temperature sensors con-

PART NUMBERS FOR SIGNAL-CONDITIONING BOARD

Resistors

- R1–R5, R16, R18—100,000 ohms, 1%
- R6—13,700 ohms, 1%
- R7—12,700 ohms
- R8—2870 ohms, 1%
- R9, R10—1 megohm, 5%
- R11, R12—10,000 ohms, 5%
- R13—20,000 ohms, multiturn potentiometer
- R14—1000 ohms, 1%
- R15—10,000 ohms, 1%
- R17—28,000 ohms, 1%
- R19–R23—499,000 ohms, 1%

Capacitors

- C1–C16—0.1 μ F, ceramic

Semiconductors

- IC1, IC2—TLC2274 op-amp (National Semiconductor) or equivalent
- IC3—AD621 instrumentation amplifier (Analog Devices)
- IC4—74HC393 dual counter (Harris) or equivalent
- IC5—SCC15A solid-state pressure sensor (Sensym)

Other components

- J13—Male DB25 connector
- J14—Female DB25 connector
- J8—Triple 6-contact modular phone jack

nect to pins 1–5 of J13. You can also connect the leads from temperature sensor number 5 to pins 1 (output) and 2 (+V) of J8-a, one-third of a triple 6-contact modular jack. The modular jack is a more convenient way to connect outdoor sensors.

Once the temperature-sensor outputs reach the signal conditioning board, resistors R1–R5 convert the current outputs from the five sensors into

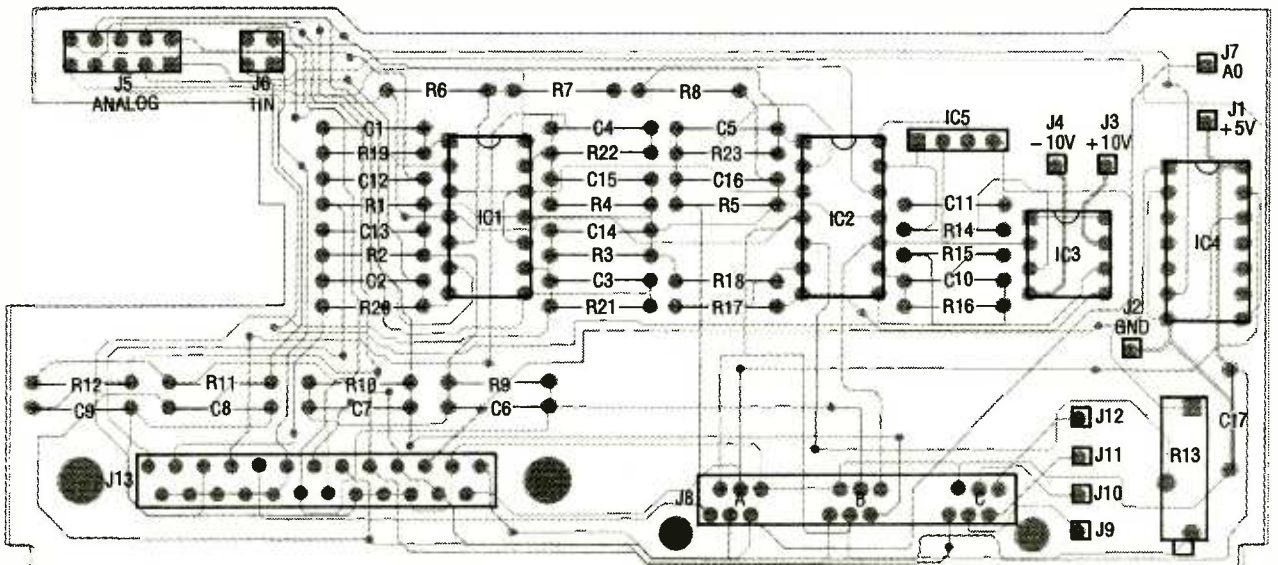


FIG. 2—PARTS PLACEMENT DIAGRAM. Position the parts on the signal-conditioning board as shown here.

PARTS AND KITS

The following kits are available from Fascinating Electronics, PO Box 126, Beaverton OR 97075-0126. You can call 1-800-683-KITS with VISA and Mastercard orders, catalog requests, and technical questions 24 hours a day, 7 days a week. Please include \$3.40 for US shipping and handling with any order. Canadian shipping and handling is \$5.00, with payment in US dollars. Foreign orders, please inquire for prices and availability. NOTE: The following kit descriptions are also to be used as parts lists. If you are gathering the parts together on your own, you'll need all parts listed under the "Complete Kit" headings to build each unit.

voltage outputs of about 10 millivolts per degree Kelvin (absolute). The voltage divider R6-R7-R8 provides a bias voltage to offset the temperature range from absolute zero to more common ranges. The TLC2274 op-amps IC1-a-IC1-d and IC2-a, along with R19-R23, provide a gain of 5, amplifying the temperature-sensor outputs to 50 millivolts per degree Celsius. Capacitors C1-C5 and C12-C16 provide low-pass filtering to remove electrical noise from the temperature readings.

Humidity sensors

Relative humidity is the ratio of the water vapor in the air to the maximum amount of water vapor that the air can hold at the ambient temperature and pressure. It is expressed as a percentage. The humidity sensors used here are capacitors whose values change in proportion to the humidity level. A timer circuit converts the capacitance value to a frequency that is prescaled and then measured by the Experimenter.

The circuit that converts the capacitance of the sensor into a frequency must be located very close to the sensor so that stray capacitance from long lead wires has no effect on humidity readings. However, once converted into a frequency, the signal can be sent over long wire runs back to the Experimenter without being affected.

As indicated in Fig. 4, humidity sensors 1 and 2 get power (+5 volts) from pins 10 and 24,

respectively, of the DB-25 connector J13. Ground connections are provided on pins 23 and 12. Humidity inputs go to pins 11 and 25. The signal-conditioning board also provides connections for humidity sensor 2 on pins 3-6 of modular jack J8-a. That allows you to connect outdoor temperature and humidity sensors to the signal-conditioning board with a single 6-conductor phone cable and modular plug.

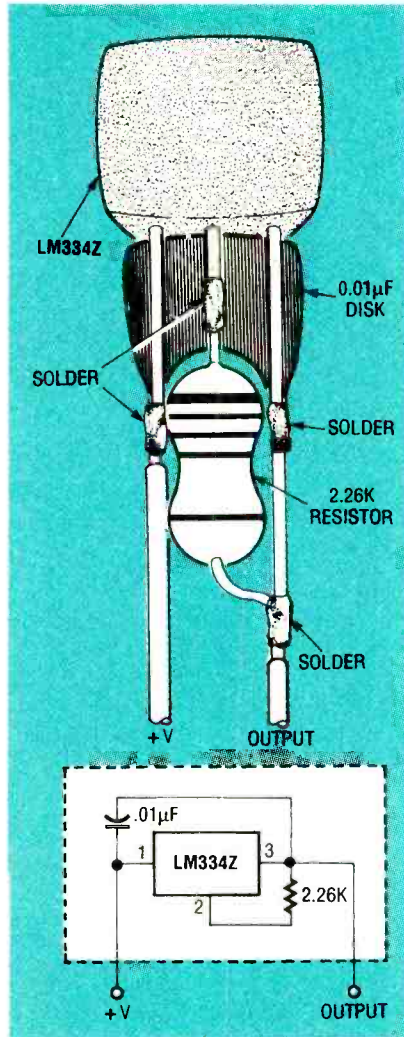


FIG. 3—TEMPERATURE SENSOR. The LM334Z is used as a current output temperature sensor. A 2.26-kilohm bias resistor and 0.01 μF capacitor are soldered directly to the leads of the device (see text).

Simple 555 timer circuits convert the capacitance of the humidity sensors to frequency. The frequency outputs then go to IC4, a 74HC393 dual divider located on the signal-conditioning board. The 74HC393 prescales the outputs (through

a divide-by-16 operation), and sends the results to the timer inputs T_{IN1} and T_{IN2} on the Experimenter.

The circuit that does the frequency conversion can be wired directly on the 555 timer as shown in Fig. 5. Solder a 1 megohm, 1% resistor between pins 7 and 8 on the bottom of the 555 timer. Solder another 1 megohm, 1% resistor between pins 7 and 2, and continue the wire from pin 2 to pin 6. Solder a 0.1 microfarad disc capacitor between pins 1 and 8, and bend the capacitor over so that it rests on the top side of the 555.

If a humidity sensor and a temperature sensor will share a modular-plug connection to J8-a, the first two conductors in the cable are used by the temperature sensor, and the next four by the humidity sensor.

A humidity sensor's converted frequency output can interfere with the temperature signal if the two signals are conducted

ANEMOMETER

• Complete kit—\$37.50

- (3) 3-inch diameter plastic hemispheres, punched
- (1) oil-impregnated bronze bearing, 0.126- \times 0.252- \times $\frac{3}{8}$ -inch, flanged
- (1) stainless-steel shaft, 0.1247- \times 3-inch, pointed on one end
- (1) shaft lock, $\frac{1}{8}$ -inch
- (1) magnetic switch, 1.5- \times $\frac{5}{16}$ -inch, with hex nuts
- (2) disk magnets, $\frac{1}{2}$ -inch diameter
- (1) 2-inch schedule-40 PVC cap, precision drilled
- (1) 1 $\frac{1}{2}$ -inch schedule-40 PVC cap, precision drilled
- (1) 1 $\frac{1}{2}$ -inch schedule 40 PVC pipe, 5 inches long, drilled
- (1) wood block, $\frac{3}{4}$ - \times 1 $\frac{1}{2}$ - \times 1 $\frac{1}{2}$ -inches
- (2) No. 4 stainless-steel sheet-metal screws, $\frac{1}{2}$ -inch long
- (3) 8-32 stainless-steel machine screws, 4 inches long
- (15) 8-32 stainless-steel hex nuts
- (3) No. 8 stainless-steel flat washers
- (18) No. 8 stainless-steel lockwashers, internal tooth
- (1) No. 10 stainless-steel hex-head sheet-metal screw, $\frac{1}{2}$ -inch

Hard-to-find parts kit—\$17.50

- (3) 3-inch diameter plastic hemispheres, punched
- (1) oil-impregnated bronze bearing, 0.126- \times 0.252- \times $\frac{3}{8}$ -inch, flanged
- (1) stainless-steel shaft, 0.1247- \times 3-inch, pointed on one end
- (1) shaft lock, $\frac{1}{8}$ -inch
- (1) magnetic switch, 1.5- \times $\frac{5}{16}$ -inch, with hex nuts

WIND VANE

• Complete kit—\$39.90

- (1) dual-wiper potentiometer
- (1) ball bearing, ¼-inch ID, ⅝-inch OD, flanged
- (1) plastic spacer, ⅛-inch ID, ¼-inch OD
- (1) tail fin, anodized aluminum, punched and folded
- (1) potentiometer mounting bracket, punched and folded
- (1) 1½-oz. lead egg-shaped fishing weight, drilled
- (1) 2-inch schedule-40 PVC cap, precision drilled
- (1) 1½-inch schedule-40 PVC cap, precision drilled
- (1) 1½-inch schedule-40 PVC pipe, 5 inches long, drilled
- (1) wood block, ¾- x 1½- x 2-inches, drilled
- (1) hose, 1½ inches long, ⅛-inch ID
- (3) 6-32 stainless-steel machine screws, 1-inch long
- (3) 6-32 stainless-steel hex nuts with lockwashers
- (6) No. 6 stainless-steel flat washers
- (3) No. 6 stainless-steel lockwashers
- (1) 8-32 stainless-steel machine screw, 2½ inches long
- (2) 8-32 stainless-steel machine screws, ½ inch long
- (6) 8-32 stainless-steel hex nuts
- (2) 8-32 stainless-steel hex nuts with lockwasher
- (6) No. 8 stainless-steel lockwashers
- (2) 10-24 stainless-steel machine screws, 6 inches long
- (7) 10-24 stainless-steel hex nuts
- (2) No. 10 stainless-steel flat washers
- (8) No. 10 stainless-steel lockwashers

• Hard-to-find parts kit—\$15.50

- (1) dual-wiper potentiometer
- (1) ball bearing, ¼-inch ID, ⅝-inch OD, flanged

• Assembled and tested anemometer & wind vane on "T" mount with 100 foot cable and modular connector—\$159.90

in the same cable. For that reason, digital output A0 from the Experimenter can be used to turn the humidity sensor off when temperature readings are taken. The A0 signal is routed to pin 13 of J13 and to pin 6 of J8-a, which lets the sixth wire in the telephone cable connect the A0 line to pin 4 of the 555 assembly. If a humidity sensor does not share a cable with a temperature sensor, jumper pin 4 of the 555 assembly to the +5V supply at pin 8.

Attach three or four leads to the 555 timer assembly depending on whether or not it will be sharing a cable with a temperature sensor. (Remember to

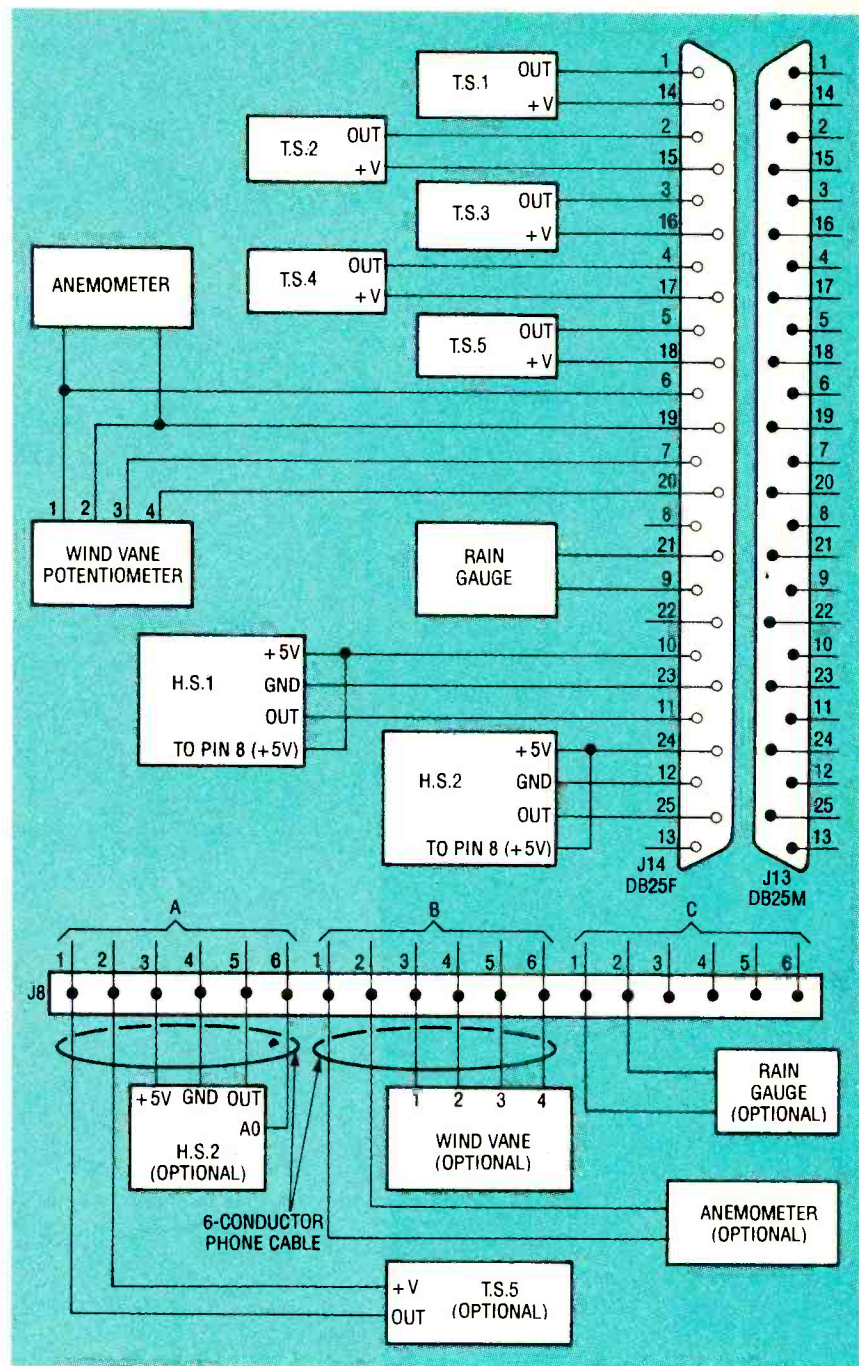


FIG. 4—A MALE DB-25 CONNECTOR (J13) and a triple 6-contact modular jack (J8), mounted on the signal-conditioning board, allow easy hookup of remotely located sensors.

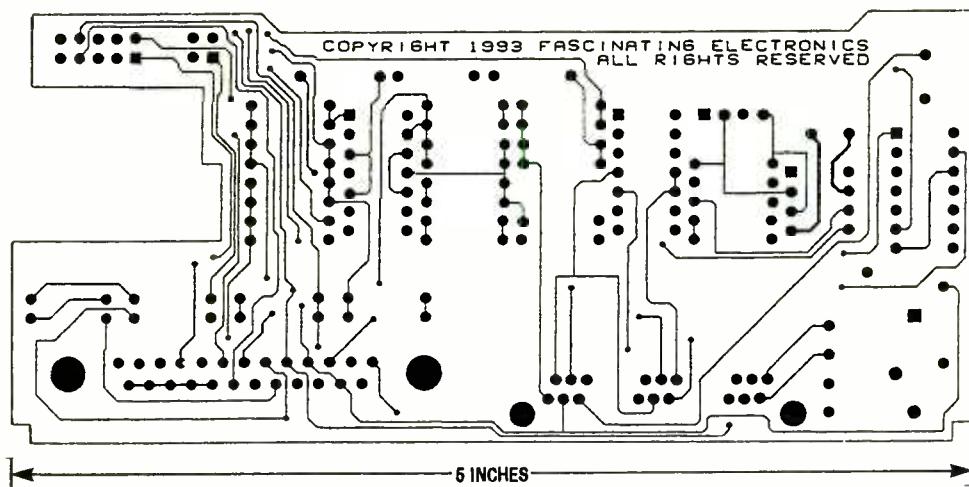
jumper pin 4 of the 555 to pin 8 if only three leads are to be used.) Use color-coded cabling or label the wires.

Slip a 1¼-inch long piece of ½-inch diameter dual-wall heat-shrink tubing over the 555 timer assembly, and then solder the humidity sensor to pins 6 and 8 of the 555. Its polarity is unimportant.

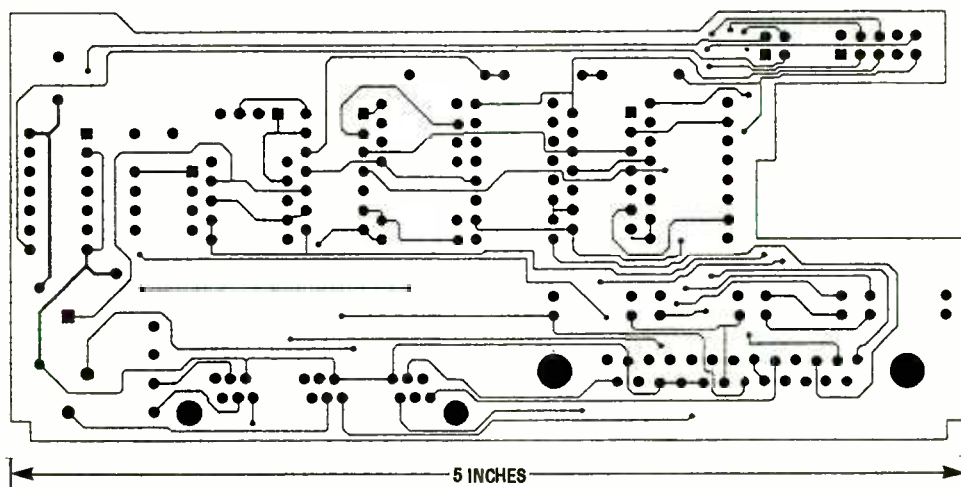
Use a hot-air gun to shrink the tubing over the 555 timer

assembly. (Note that too much heat can damage 555.) Use pliers to gently squeeze the tubing closed as the hot-melt glue cools to seal both ends around the wires. Take care not to get the humidity sensor hot, as it can be damaged.

Now wire the three or four connections from the humidity sensor back to the signal-conditioning board as shown in Fig. 4.



WEATHER BOARD COMPONENT SIDE.



WEATHER BOARD SOLDER SIDE.

Barometer

Barometric pressure, caused by the atmosphere, constantly varies as high- and low-pressure systems circulate around the world. The first meteorologists used mercury barometers to measure barometric pressure. A mercury barometer has a column of mercury that rises and falls in accordance with the barometric pressure.

At sea level on a typical day, air pressure will support a column of mercury about 30 inches tall, abbreviated 30 in Hg. Pressure can increase to about 31 inches during fair weather, or decrease to 28 inches or lower during a storm. At higher elevations, normal pressures are lower; the normal barometric pressure at 5,000 feet above sea level is only about 25 in Hg.

The weather station mea-

RAIN GAUGE

• Complete kit—\$29.90

- (1) magnetic switch, 1.5- × 3/16-inch with hex nuts (Hamlin Mfg.)
- (1) disk magnet, 1/2-inch diameter
- (1) downspout adapter, 2- × 3- × 3-inches, drilled
- (1) measuring spoon, Rubbermaid No. 2235 1/2 TBSP, drilled
- (1) plastic funnel, 8-inch diameter funnel (spout must be smaller than 1/2-inch in diameter)
- (1) 3-inch diameter schedule-40 PVC pipe, 3 inches long, drilled
- (1) brass rod, 1/32-inch diameter, 2.75 inches long
- (2) No. 6 stainless-steel sheet-metal screws, 1/2-inch long
- (2) cocktail straw sections, 3/4-inch long

• Hard-to-find parts kit—\$5.90

- (1) magnetic switch, 1.5- × 3/16-inch with hex nuts (Hamlin Mfg.)

• Assembled and tested rain gauge with 50-foot cable and modular plug—\$59.90

sures air pressure with a Sensym SCC15A resistive-bridge

pressure sensor (IC5). Op-amp IC2-d drives a constant current of 0.5 milliamperes through the bridge. Instrumentation amplifier IC3, an Analog Devices AD621, amplifies the very small signal from the SCC15A by a factor of 100. The AD621 requires plus and minus 10-volt power supplies. Op-amp IC2-b, in conjunction with multiturn potentiometer R13, lets you compensate for pressure readings at your elevation. Op amp IC2-c amplifies the signal by 10, providing an output greater than 5 millivolts for each hundredth-of-an-inch of mercury. The pressure sensor can be seen in Fig. 6.

The SCC15A pressure sensor is sensitive to light. To prevent changes in ambient light from affecting pressure measurements, put a small cover of opaque black plastic (or paper)

over the sensor. The sensor is also sensitive to mechanical stress, so do not bend the sensor leads after the sensor has been calibrated.

Software

The standard software for the weather station is available on the *Electronics Now* BBS (516-293-2283) as a self-un-archiving ZIP file called WEATHER.EXE. When you start the weather software you have the choice of beginning to take measurements, setting up the station, or exiting back to DOS. You can select functions by clicking on the function button with a mouse, or by holding down the Alt-key and pressing the highlighted letter in the button's name.

The setup menu lets you specify the instruments that are currently installed in your weather station. You can run the system with as few as one instrument and add new instruments at any time. The setup menu also lets you specify the COM port to which the Experimenter is connected. A setting is also available to simulate the Experi-

SENSORS

• Temperature sensor kit—\$15.90

- (5) LM334Z current sources (National Semiconductor)
- (5) 2.26-kilohm, 1% resistors
- (5) 0.01 μF capacitors
- (1) dual-wall heat-shrink tube, $\frac{3}{16}$ -inch diameter, 6 inches long
- (1) DB-25M connector, with shell

• Humidity sensor kit—\$29.90

- (2) humidity sensors (Phillips 2322 691 9001)
- (2) 555 timer ICs
- (2) 0.1 μF disk capacitors
- (4) 1-megohm, 1% resistors
- (1) dual-wall heat-shrink tube, $\frac{1}{2}$ -inch diameter, 3 inches long

• Assembled and tested temperature and humidity sensors—\$99.90

Includes:

One humidity sensor and one temperature sensor on a 50-foot cable with a modular plug
 Four temperature sensors and one humidity sensor connected to a DB-25 connector with shell (includes one humidity sensor and one temperature sensor on a 10-foot cable, one temperature sensor on a 50-foot cable, and two temperature sensors on 30-foot cables)
 Custom cable lengths are available, inquire for pricing.

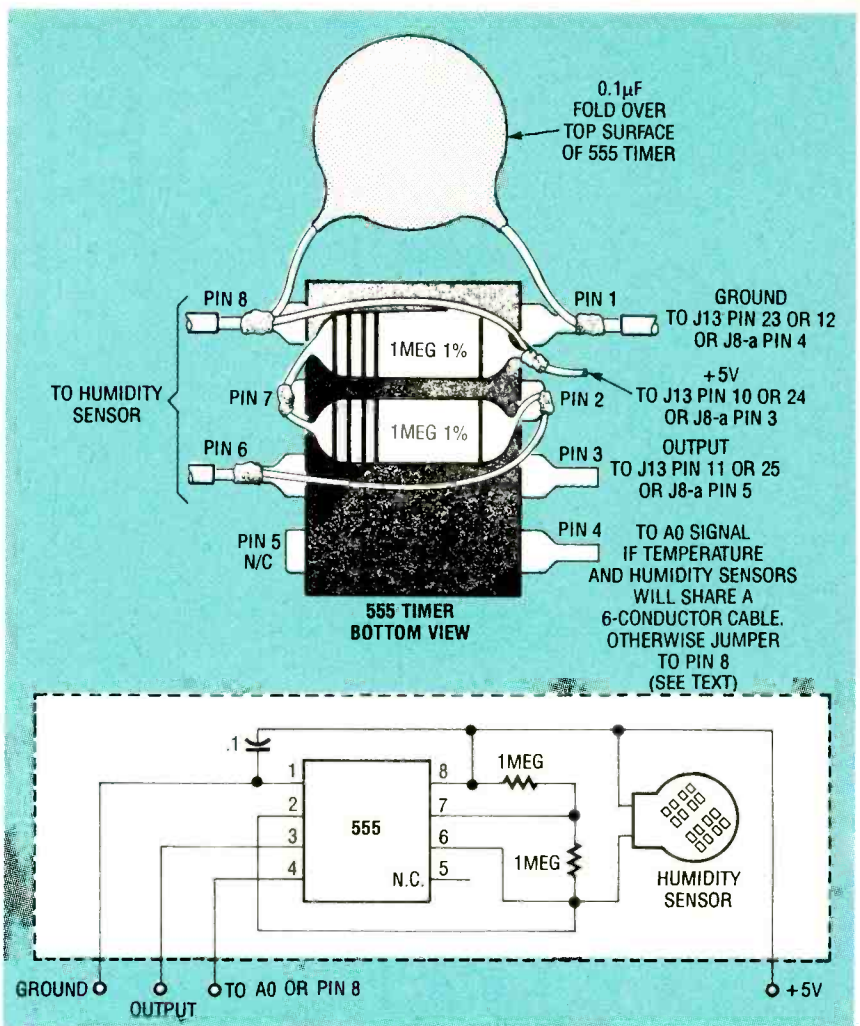


FIG. 5—WIRING A HUMIDITY SENSOR. Resistors are placed under the 555 timer IC as shown. A 0.01 μF capacitor is located on the top side of the timer (see text).

menter. Although this does not actually collect data, it's useful for demonstrating the software. Selecting the calibration function connects the computer to the Experimenter and brings up the calibration menu.

The calibration menu displays the present readings from all of the instruments. This is very useful for debugging purposes. The function buttons in the calibration menu allow you to enter new calibration values for each of the sensors. Exiting from the calibration menu returns you to the setup menu.

When you select "begin," the computer starts to collect and display data. If your computer has a display capable of EGA graphics or better, a graphical display of all measured values appears; if not, a text display is shown. The professional version of software begins collect-

ing data and storing it on your computer's hard disk.

Pressing the space bar causes the program to leave the graphic display and present a menu. The professional version of the software provides you with selections for graphing stored data on-screen, or printing or plotting it. Data collection continues uninterrupted during these operations. You can also return to the calibration menu or DOS, but doing so will cause data collection to stop.

Calibration

All that's left to complete the weather station is the calibration of the weather instruments. Let's start with the anemometer.

- Anemometer. The anemometer's magnetic switch connects across pins 6 and 19 of the DB-25 connector J13. The

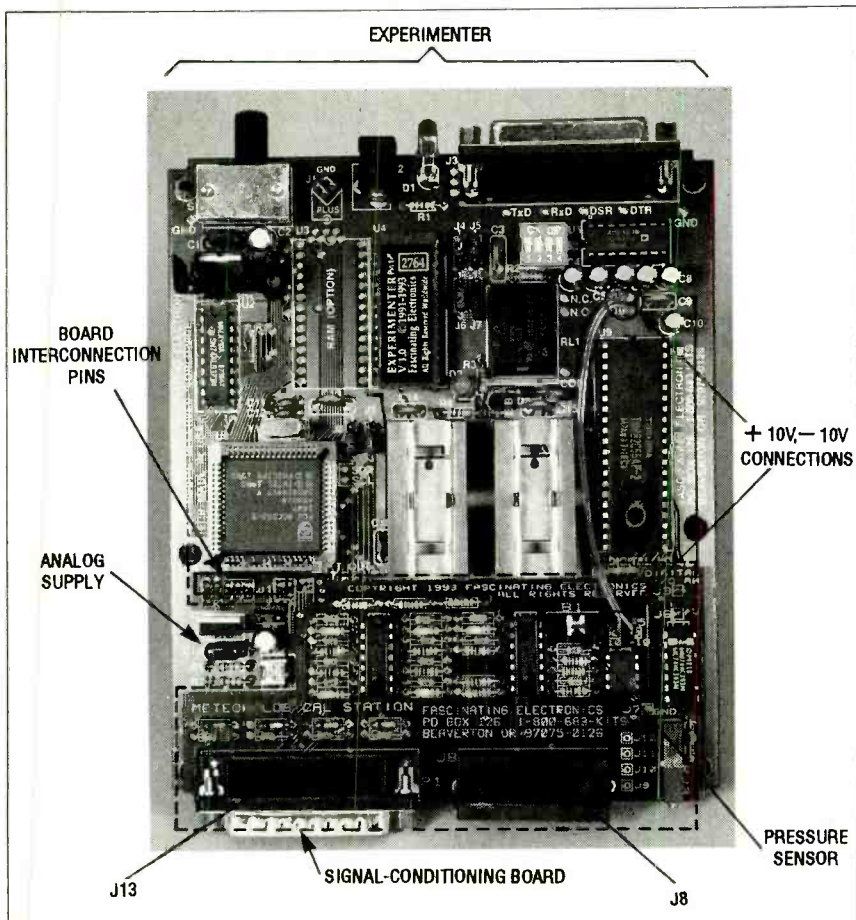


FIG. 6—THE WEATHER BOARD is mounted directly on the Experimenter as a daughterboard. Note the pressure sensor is located on the weather board.

signal-conditioning board also provides connections to pins 1 and 2 of modular jack J8-b if you prefer to use a separate connector for each of the wind instruments.

The R-C filter and pull-up resistor formed by R11 and C8 eliminates contact bounce that can occur when the magnetic switch opens and closes. The resulting filtered signal goes to T_{INO} on the Experimenter. The Experimenter uses the waveform's falling-edge to falling-edge time measurement function (Experimenter command C 08) to measure the duration of a half rotation of the wind cups.

The weather station software has a default calibration factor, based on sample anemometers, that converts from the measured time duration to a wind speed. The accuracy of the default calibration factor is high, and no further calibration is usually necessary. However, if you determine a more accurate

value for your particular anemometer, you can change the calibration factor in the calibration menu.

● **Wind vane.** The electrical interface for the wind vane is very simple. Pins 1 and 4 of the wind vane's potentiometer connect from the analog supply to ground through pins 6 and 20 of J13. The two potentiometer wipers, pins 2 and 3, connect to pins 19 and 7 of J13. The wind vane can also be connected to pins 3–6 of modular jack J8-b.

The potentiometer gives the wind vane very good resolution of one degree with no "dead-band" in the readings due to the dual-wiper potentiometer. A wind vane offset value can be entered in the software's calibration menu. You can adjust this value to align the wind vane's direction readout with true North, rather than moving the mounting for alignment. If you find that the wind vane display rotates in the opposite way

from the actual wind vane, just reverse the order of the four wires going to the potentiometer.

The wind instruments must be located away from obstructions that would block the wind. Although mounting the instruments on top of an eighty-foot tall tree would be ideal, mounting on a five-foot pole in a field away from trees and buildings or on a three-foot pole strapped to a chimney should also be adequate.

CONDITIONING BOARD AND BAROMETER

● Signal conditioning board and barometer kit—\$49.90

- (1) signal conditioning board
- (2) TLC2274 op-amps (National Semiconductor) or equivalent
- (1) 74HC393 dual counter (Harris Semiconductor) or equivalent
- (1) AD621 instrumentation amplifier (Analog Devices)
- (1) SCC15A pressure sensor (Sensym)
- (1) 20-kilohm multiturn potentiometer
- (16) 0.1 μ F disk capacitors
- (2) 1-megohm, 5%, 1/4-watt resistors
- (2) 10-kilohm, 5%, 1/4-watt resistors
- (5) 499-kilohm, 1%, 1/4-watt resistors
- (7) 100-kilohm, 1%, 1/4-watt resistors
- (1) 28.0-kilohm, 1%, 1/4-watt resistor
- (1) 13.7-kilohm, 1%, 1/4-watt resistor
- (1) 12.7-kilohm, 1%, 1/4-watt resistor
- (1) 10.0-kilohm, 1%, 1/4-watt resistor
- (1) 2.87-kilohm, 1%, 1/4-watt resistor
- (1) 1-kilohm, 1%, 1/4-watt resistor
- (1) DB-25M connector
- (3) triple 6-contact modular jack

● Bare signal-conditioning PC board only—\$19.90

● Assembled and tested signal-conditioning board and barometer—\$99.90


Includes:
Signal-conditioning circuitry for all the sensors
Both DB-25 and modular connectors installed
Barometer that requires calibration at your location

SOFTWARE


- Professional version software for PC—\$39.90
- Professional version software for MAC—\$49.90

THE EXPERIMENTER

- Experimenter kit—\$149.90
 - Optional analog supply—\$4.90
 - Assembled and tested Experimenter with analog option—\$199.90
- For more information on the Experimenter, see the July and August 1993 issues.



THE MAIN DISPLAY of the weather station.



ALARM-SETTING DISPLAY.

If you are not comfortable working on your roof, you might call in a local contractor who installs and services TV antennas, as the mounting problems are very similar. Just be sure to test the wind instruments fully before installing them on the roof!

- **Rain gauge.** The electrical interface for the rain gauge is identical to that of the anemometer because both use the same type of magnetic switch. The magnetic switch connects to pins 9 and 21 of J13. The signal-conditioning board also provides connections for the rain gauge at modular jack J8-c, pins 1 and 2.

The Experimenter counts pulses on the rain-gauge signal and converts the count into a rainfall reading. The software uses a default calibration factor based on measurement of typical units. To enter a new calibration factor based on your particular rain gauge, start the program and go to the calibration screen. Set the rain gauge in a 1-quart measuring cup under a slowly dribbling faucet. The rain count should slowly increment. When the measuring cup is filled to the 1 quart mark, stop the water. This amount of water is equivalent to 2.3 inches of rain (based on an 8-inch funnel diameter). Divide the count number by 2.3, and the result is the number of counts your rain gauge produces for 1 inch of rain. Select the rain calibration from the software menu and enter the number you just calculated. Your rain gauge is now precisely calibrated.

- **Temperature sensor.** A 32° Fahrenheit bath provides an ideal temperature reference.

Take crushed ice made from distilled water (or snow, if available) and put it in a cup with enough cold distilled water (or melted snow) to make a thick slush. Immerse the temperature sensors, secure in their protective tubing, in the slush. Run the weather station software and select the calibration menu. Import the voltage readings from each sensor at this temperature for the 32°F reference point by selecting the "import value" button on the screen.

To achieve the highest accuracy, perform a calibration at a second temperature point. Put warm water (95 to 100°F) in a thermally insulated container and immerse both the temperature sensors and an accurate thermometer. Enter the thermometer's reading in the temperature calibration menu, and import the voltages measured on each of the temperature sensors. Your temperature sensors will now be fully calibrated.

- **Humidity sensor.** Verify that the sensor works by checking that the output for the sensor reads roughly 4000 micro-seconds in the calibration menu. If you exhale deeply on the sensor, the water vapor in your breath should make the reading increase.

To calibrate the humidity sensors, place them in a closed container with a wet cloth or sponge. Allow the container to sit overnight so that the interior air and humidity sensors can become completely saturated. Go to the calibration screen in the weather station software,

and select humidity and import the values from each sensor for 100% relative humidity. The humidity sensors will now be fully calibrated.

- **Barometer.** Barometric pressure varies with respect to elevation. Multiturn potentiometer R13 is used for elevation compensation. To calibrate your sensor, you must determine the local air pressure. You can learn this by calling your local airport. Pilots refer to this pressure as the "altimeter setting."

Once you have a value for your present local barometric pressure, start the program and go to the calibration menu. Find the nearest pressure and calibration value from Table 1 and adjust R13 to set the voltage reading to the value nearest the current pressure. You will not need to adjust R13 again, as all further barometer calibration will be done in software. Select the "baro" calibration button. That will bring up a menu that allows you to specify the current pressure, and transfer the voltage reading corresponding to that pressure. This provides one calibration point.

To adjust for your pressure sensor's sensitivity, the barometer must be calibrated at a second pressure. When the barometric pressure has changed significantly, you can provide the second calibration point. Determine the current local pressure, enter the calibration menu and "baro" function, type in the current pressure for the second point, and import the current voltage reading. The barometer is now calibrated. □


Electronic SHOPPER™

Paperback Books

GREAT PAPERBACKS AT SPECIAL PRICES

COMPUTER HOBBYISTS HANDBOOK—BP251—\$8.95


Subjects covered include microprocessors and their register sets; interfacing serial, parallel, monitor, games and MIDI ports; numbering systems, operating systems and computer graphics. While the book is aimed at the computer hobbyist, it should also prove useful to anyone who intends to use a computer to follow their interests.



INTERNATIONAL RADIO STATIONS GUIDE—BP255—\$9.95

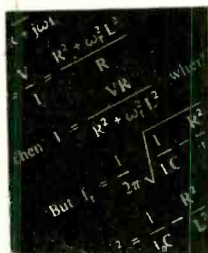
Provides the casual listener, amateur radio DXer and the professional radio monitor with an essential reference work designed as a guide for the complex radio bands.

Includes coverage on Listening to Short Wave Radio, ITU Country Codes, Worldwide Radio Stations, European Long Wave and Medium Wave Stations, Broadcasts in English and more.



Further Practical Electronics Calculations and Formulae

F.A. WILSON



FURTHER PRACTICAL ELECTRONICS CALCULATIONS—BP144—\$9.00

450 pages crammed full of all the formulae you are likely to need. Covers Electricity, Electrostatics, Electromagnetism, Complex Numbers, Amplifiers, Signal Generation and Processing, Communications, Statistics, Reliability, Audio, Radio Systems, Transmission Lines, Digital Logic, Power Supplies. Then there's an appendix of Conversion Factors, Mathematical Formulae and more.



WIRELESS & ELECTRICAL CYCLOPEDIA—ETT1—\$5.75

A slice of history. This early electronics catalog was issued in 1918. It consists of 176 pages that document the early history of electricity, radio and electronics. It was the "bible" of the electrical experimenter of the period. Take a look at history and see how far we have come. And by the way, don't try to order any of the merchandise shown, it's unlikely that it will be available. And if it is, the prices will be many times higher.

ELECTRONIC TECHNOLOGY TODAY INC.
P.O. Box 240, Massapequa Park, NY 11762-0240

Name _____
Address _____
City _____ State _____ Zip _____

EN1193

SHIPPING CHARGES IN USA AND CANADA

\$0.01 to \$5.00	\$1.50
\$5.01 to \$10.00	\$2.50
\$10.01 to 20.00	\$3.50
\$20.01 to 30.00	\$4.50
\$30.01 to 40.00	\$5.50
\$40.01 to 50.00	\$6.50
\$50.01 and above	\$8.00

SORRY No orders accepted outside of USA & Canada

Total price of merchandise	\$ _____
Shipping (see chart)	\$ _____
Subtotal	\$ _____
Sales Tax (NYS only)	\$ _____
Total Enclosed	\$ _____

All payments must be in U.S. funds

Number of books ordered

November 1993, Electronics Now

ADVERTISERS INDEX

Motorless Robots!



Create direct linear action with Musde Wires®—they actually contract up to 5% when powered! Use them in robots, planes, railroads — anywhere you need small, strong all-electric motion.

What are Muscle Wires?

Muscle Wires are highly processed strands of a nickel-titanium alloy called *nitinol*. At room temperature they are easily stretched by up to 5% of their length. When conducting an electric current they return to their original "unstretched" shape with a force thousands of times their weight.

How strong are Muscle Wires?

The force a wire pulls with varies with size, from 35 to 930 grams. For more strength, use several wires in parallel.

How fast can Muscle Wires activate?

They contract as fast as they are heated — as quickly as 1/1000 of a second. To relax, the wire must cool again. Rates of many cycles per second are possible with active cooling.

Flexinol Muscle Wire Specifications

Wire Diameter (µm)	50	100	150	250
Resistance (Ω/m)	510	150	50	20
Contract Force (grams)	35	150	330	930
Typical Current (mA)	50	180	400	1000

How much power do Muscle Wires need?

Power varies with wire diameter, length, and surrounding conditions. Once the wire has fully shortened, power should be reduced to prevent overheating.

What are the advantages of Musde Wires?

Small size, light weight, low power, very high strength-to-weight ratio, precise control, AC or DC activation, long life and direct linear action and much more!

Get our all new 128 page Book and Deluxe Sample Kit with full plans for Boris and 14 other motorless motion projects. Includes one meter each of 50, 100 and 150 µm diameter Muscle Wire — everything you need to get moving today!

Ask for our FREE Musde Wires Technical Brochure

TOLL FREE 24 Hour Order Line

800-374-5764

VISA MasterCard

Mondo-tronics

New Book & Deluxe Kit only

\$59.95

Plus \$5.00 P&H
CA orders add tax

524 San Anselmo Ave. #107-24
San Anselmo, CA 94960

Questions: 415-455-9330

Fax: 415-455-9333

Internet: mondo@holonet.net

International Orders Welcome! First Class P&H: \$11.00

RS #		Page	RS #	Page	
211	Accord	50A50	247	Interactive Image Technology	50A6
212	Ace Communications	50A76	293	ITC Instruments	50A15
—	Active Micro	50A64	—	ITC Microcomponents Inc.	50A73
—	AM RAM (JDR)	50A70	—	J&M Microtek, Inc.	50A44
213	Alfa Electronics	50A29	315	Jan Crystals	50A36
214	All Electronics	50A26	249	Kelvin Electronics	50A65
—	Allen Engineering	50A44	—	L-Com Tech	50A60
215	Alltronics	50A23	250	Lake Sylvan Sales	50A12
—	Alpha Lab	50A20	—	M&G Electronics	50A60
—	Amazing Concepts	50A71	294	M.D. Electronics (Everquest)	50A73
282	American Science & Surplus	50A44	295	Mark V Electronics	50A32
—	Andromeda	50A22	296	MCM Electronics	50A3
217	B&S Sales	50A17	251	Mendelson Electronics Surplus	50A51
308	BAC Distributing Corp.	50A48	—	Mental Automation	50A48
—	Barebonz Discount	50A22	252	Meredith Instruments	50A75
—	Basic Electrical Supply	50A56	—	Merrimack Valley Systems	50A64
283	Beige Bag	50A11	297	Micro 2000	50A61
284	Bel-Merit	50A25	—	Micro Code Eng.	50A72
219	BG Micro	50A67	—	Micro Video Products	50A44
311	Billabong Electronics	50A9	—	MicroTHinc	50A3
313	Brigar Electronics	50A14	—	Mondotronics Inc.	50A2
—	Bsoft Software, Inc.	50A32	—	Motron Electronics	50A64
—	C&L Electronics	50A36	—	Movie View	50A19
285	C&S Sales, Inc.	50A46	256	MWK Industries	50A48
—	Cable Warehouse	50A64	257	Needham Electronics	50A11
—	Cable Warehouse	50A73	258	New Sensor Corp.	50A49
286	Caig Labs	50A63	298	Oatley Electronics	50A28
—	Capital Electronics	50A60	260	Ocean State Electronics	50A8
316	Cellular Link	50A52	—	Ohio Automation	50A64
312	Chase Scientific Co.	50A56	—	Paladin Electronics	50A66
—	Chenesko Products	50A24	262	Parts Express Inc.	50A38
—	Command Productions	50A40	—	PC Boards	50A50
226	Consumertronics	50A28	299	Prairie Digital	50A54
227	Contact East	50A42	300	R&S Surplus	50A34
228	Cool Amp Conducto Lube	50A59	—	RC Distributing Co.	50A73
229	Crestwood Products	50A20	301	Resources Unltd.	50A42
309	Cusaco Corp.	50A4	268	RF Parts	50A68
234	Dalbani Electronics	50A5	314	RS Electronics	50A18
235	Danbar Sales	50A57	269	Sescom Inc.	50A54
236	Davilyn Corp.	50A9	302	Sescom Inc.	50A50
232	DC Electronics	50A16	270	Skyvision Inc.	50A35
230	Debec Electronics	50A53	303	Southpaw Electronics Inc.	50A21
288	ECSC Corp.	50A33	304	Startek	50A13
241	Electronic Goldmine	50A55	—	TC Instruments	50A44
242	Electronic Rainbow	50A31	273	Tech Systems	50A40
—	Emac Inc.	50A24	274	TECI	50A58
—	ETSI	50A42	—	TECHMart	50A52
—	Fair Radio	50A58	275	Timeline	50A45
287	Foley-Belsaw Co.	50A70	305	Toronto Surplus & Scientific	50A41
—	Fotronics	50A20	277	United Electronic Supply	50A43
243	Gateway Electronics	50A22	—	Universal Electronics, Inc.	50A54
289	Gateway Products	50A30	—	Vanguard Electronic Labs	50A66
—	Geo-Ban Engineering	50A64	—	Vantage Point Technologies	50A56
290	Graymark International	50A24	306	Visitect Inc.	50A34
310	H&R Company	50A10	307	Weka Publishing	50A37
291	Highlander (Gault)	50A69	—	Western Test Systems	50A52
—	Howard Electronics	50A72	280	WPT Publications	50A32
292	Index Publishing Group	50A75	281	Xandi Electronics	50A30
—	Int'l Micropower Corp.	50A58			

Heart Attack.
Fight it with a
Memorial gift to
the American
Heart Association.

THE AMERICAN HEART
ASSOCIATION
MEMORIAL PROGRAM



 American Heart Association

This space provided as a public service.

TENMA® High Technology Without the High Price



- Quality Test Equipment at an Affordable Price
- Everything From Pocket Testers to 100MHz Oscilloscopes
- Purchase Today, Take 90 Days to Pay

See Catalog 32 page 7 for more information on TENMA Purchase Plan

*Prices Effective Through December 3, 1993



TENMA® TRAINER 20MHz Scope


- Ideal for student or entry level applications •5" high brightness CRT with internal graticule •2KV accelerating potential •TV video sync filter •Includes two 10:1 Probes

#72-905.....\$299⁹⁵_(2-up)

TENMA® Universal Test System

- Combines four pieces of test equipment in one case
- Triple output power supply •4½ digit DMM •250MHz frequency counter •2MHz sweep function generator
- Includes test leads

#72-1005.....\$399⁹⁵_(2-up)



TENMA® Deluxe DMM

- Dual display at a great price
- Measures AC/DC to 750V, AC/DC current to 20A, resistance to 40Mohm, frequency to 2MHz and capacitance to 100MFD
- Transistor, diode and audible continuity test

#72-950

Tenma Deluxe DMM.....\$79⁹⁵_(ea.)

#72-089

Protective Case.....\$9⁹⁵_(ea.)



TENMA®

Laboratory Power Supplies

- Current limiter adjustable from 0-3A •Voltage adjustable from 0-18VDC •Separate voltage and current meters •Complete with leads

#72-420.....\$129⁹⁵_(ea.)

- Current limiter adjustable from 0-1A •Voltage adjustable from 0-60VDC •Separate voltage and current meters •Complete with leads

#72-675.....\$179⁹⁵_(ea.)




We're proud to announce the opening of our new Distribution Facility in Reno, NV!

TENMA®

Heavy Duty Supply

- 1-15VDC output •30A intermittent, 24A continuous output •Cross needle simultaneously displays voltage, current and power

#72-630.....\$189⁹⁵_(ea.)




To order, or to request a FREE Catalog...Call

1-800-543-4330

To Order By Fax...Call

1-513-434-6959



MCM ELECTRONICS

650 CONGRESS PARK DR.
CENTERVILLE, OH 45459-4072

A PREMIER Company

ENS-09

CUSACO

FAX 908-774-0334
FOR MORE INFORMATION

<u>QTY.</u>	<u>MFG</u>	<u>MODEL</u>	<u>DESCRIPTION</u>	<u>PRICE</u>
2	ALLTECH	TYPE75	NOISE FIGURE INDICATORS	MAKE OFFER
1	BOONTON	92B	RF METER	\$ 595.00
1	BOONTON	92BD	RF METER	695.00
1	E/M	TCR 60510-1	POWER SUPPLY	625.00
1	FLUKE	8050A	DIGITAL METER	149.00
1	H/P	432B	POWER METER	675.00
1	H/P	493A	MICROWAVE AMP	MAKE OFFER
1	H/P	495A	MICROWAVE AMP	MAKE OFFER
1	H/P	3330B	AUTO SYNTHESIZER	1,495.00
4	H/P	3456A	DIGITAL VOLTMETER	1,495.00
2	H/P	3466A	DIGITAL MULTIMETER	295.00
1	H/P	3571A	SPECTRUM ANALYZER	MAKE OFFER
1	H/P	3586B	SELECTIVE LEVEL METER	MAKE OFFER
1	H/P	5328A	UNIVERSAL COUNTER	795.00
			W/OPT. 041 & 011	
5	H/P	5335A	UNIVERSAL COUNTER	1,295.00
1	H/P	6253A	DUAL DC POWER SUPPLY	495.00
1	H/P	6284A	DC POWER SUPPLY W/OPT 040	299.00
1	H/P	6294A	DC POWER SUPPLY W/OPT 040	249.00
1	H/P	6940B	MULTIPROGRAMMER	995.00
10	H/P	6942A	MULTIPROGRAMMER	CALL FOR INFO
			(CALL FOR CIRCUIT BOARD INV. AND OPTIONS)	
1	H/P	8413A	PHASE GAIN INDICATOR	495.00
1	H/P	8444A	TRACKING GENERATOR	1,950.00
1	H/P	9888A	BUS EXPANDER	99.00
3	H/P	59500A	MULTIPROGRAMMER INTERFACE	295.00
1	H/P	59501A	ISOLATED O/A/POWER SUPPLY PRO	295.00
2	H/P	59501B	ISOLATED DAC/POWER SUPPLY PRO	295.00
1	KEITHLEY	224	(DOES NOT HAVE I-EEE)	1,495.00
1	KEITHLEY	616	ELECTROMETER	795.00
1	KEPCO	500-0.4m	REGULATED DC SUPPLY	295.00
1	TEK	465	OSCILLOSCOPE	495.00
1	TEK	576	CURVE TRACERS	1,995.00
1	TEK	2235	OSCILLOSCOPE	695.00
2	WAVETEK	135	SWEEP GENERATOR	395.00

ALL EQUIPMENT IS IN STOCK AND AVAILABLE FOR IMMEDIATE SALE. FAX FOR MORE INFO.

297 E. WARNER RD.
CHANDLER, AZ

TWO LOCATIONS
TEL.: 908-502-0246

21 MAIN ST.
ASBURY PARK, NJ

CIRCLE 309 ON FREE INFORMATION CARD

DAIBAN

CALL • FAX
OR WRITE
FOR A FREE
CATALOG



NEW
\$20.00
MINIMUM PURCHASE ORDER

THE ULTIMATE SAVING SOURCE
Call Toll Free **1-800-325-2264** or (213) 727-0054
2733 Carrier Ave. Los Angeles, CA 90040 FAX 213-727-6032 or 888-6032

November 1993, Electronics Now

CIRCLE 234 ON FREE INFORMATION CARD

50A5

“Electronics Workbench is pretty amazing.”

- Jerry Pournelle, Ph.D., InfoWorld

“...you can do 10 times as many experiments with Electronics Workbench than you'd get done with the real stuff.”

- Jerry Pournelle, Ph.D., Byte Magazine

“...Electronics Workbench is a marvellous learning and teaching tool for the study of electronics.”

- Art Salsberg, Editor-in-Chief, ComputerCraft Magazine (formerly Modern Electronics)

“Building a circuit is simple and intuitive.”

- Jeff Holtzman, Computer Editor, Radio-Electronics Magazine

“Electronics Workbench is the most innovative and useful software for the teaching of electronics technology that I have ever seen.”

- J.W. Roberts, West Georgia Technical Institute, La Grange, Georgia

“It's dynamite!”

- Ian Turner, Manager, Manufacturing Training Center, IBM Canada

Electronics Workbench®


The electronics lab in a computer™

Building and testing circuits is fast and easy with *Electronics Workbench*. Just click-and-drag with a mouse to add parts, run wires, and adjust instruments. The traces on the simulated instruments are the same as you'd get on real equipment.

Electronics Workbench really is an electronics lab in a computer. It's ideal for learning about electronics, experimenting, and prototyping circuits.

Includes two independent modules:

- **Analog Module** with passive and active components including transistors, diodes, and op-amps; a function generator, an oscilloscope, a multimeter and a Bode plotter.
- **Digital Module** with gates, flip-flops, adders, a word generator, a multimeter, a logic analyzer and a unique logic simplifier.



DOS Professional Version - \$299
DOS Personal Plus Version - \$199
Macintosh Version - \$199

Tel: 800-263-5552

Fax (416) 368-5799

Interactive Image Technologies Ltd.

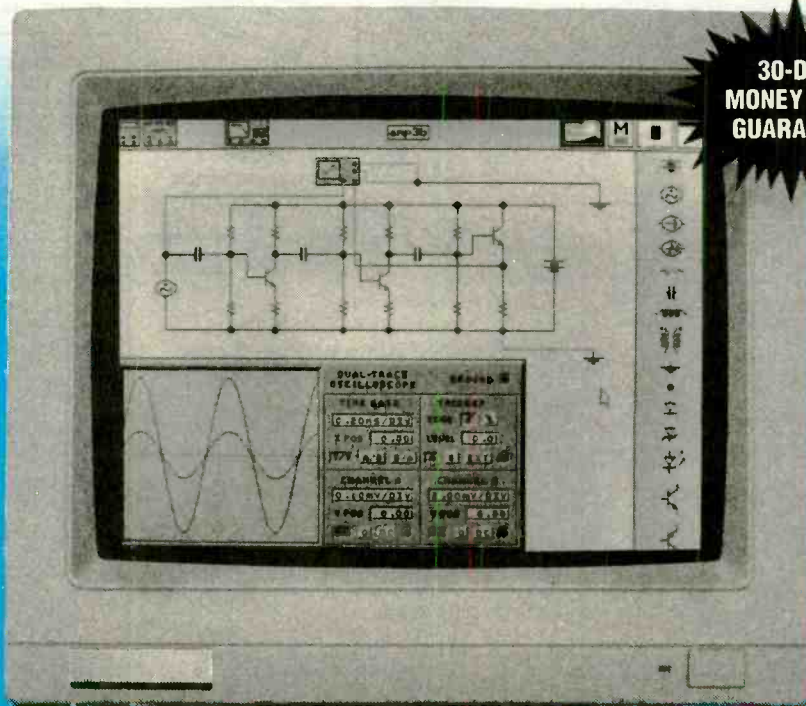
908 Niagara Falls Boulevard,
North Tonawanda,
NY 14120-2060

700 King Street West, Suite 815,
Toronto, Ontario,
Canada M5V 2Y6

Just \$299

Call or fax for your copy

Electronics Workbench Professional Version runs on any IBM AT or PS/2 or true compatible with 640 KB RAM; Microsoft-compatible mouse; EGA/VGA graphics; hard disk; MS-DOS 3.0 or later. Personal Plus Version (monochrome only) runs on any IBM PC/XT/AT, PS/2 or true compatible, two floppy drives or a hard disk, 512 KB RAM, Microsoft compatible mouse; CGA/EGA/VGA/Hercules graphics adapter and DOS 3.0 or later. Macintosh Version (monochrome only) runs on Macintosh Plus or greater. All trademarks are the property of their respective owners. Prices are in US dollars. Shipping \$15. Offer valid in the USA and Canada only.



**30-DAY
MONEY BACK
GUARANTEE**




OCEAN STATE ELECTRONICS

PROFESSIONAL, AMATEUR, OR COMMERCIAL — WE'RE YOUR ONE STOP ELECTRONIC SOURCE
CALL OR WRITE FOR OUR FREE 112 PAGE CATALOG 1-401-596-3080


DELUX CODE KEY
Adjustable, heavy duty brass base with ball bearing pivots. Designed for hard usage. 3/16" plated contacts.

\$11.75

MASTERING THE MORSE CODE
This book teaches the beginner how to learn the Morse Code. Some of topics covered are Rules for practicing the Morse Code, the code alphabet, how to send and receive code, how to build and hook up a code practice oscillator. 32 pages.

\$2.50

MAGNET WIRE
Enamel coated solid copper. For winding coils, transformers and toroids. Prices for 1/4 lb. spools.

#14 3.25 #24 3.70 #34 4.80
#16 3.30 #26 3.75 #36 4.90
#18 3.35 #28 3.85 #38 4.95
#20 3.55 #30 4.00 #40 5.10
#22 3.65 #32 4.40

REGULATED POWER SUPPLIES
13.8 VDC
Perfect for ham equipment, CB's, car stereos and other 13.8 VDC items. LED on indicator, short circuit protection. Binding post output. 2 year warranty.

3 AMP \$29.50
4 AMP \$39.50
6 AMP \$46.50
10 AMP \$79.50
20 AMP \$119.50
30 AMP \$139.50


CODE PRACTICE OSCILLATOR & MONITOR IN KIT FORM OR WIRED
A solid-state code practice oscillator and monitor that uses the latest IC circuitry. It contains a 3" built-in speaker, headphone terminals, a volume control and a tone control. It is a attractively packaged with a two color panel. With the addition of a few parts, the unit can easily be converted into CW monitor. It can there fore be used as an operating aid after the code has been learned.


Kit \$19.95
Wired \$24.95


TOROIDS

IRON		FERRITE	
T-25-2	40	FT37-43	80
T-25-6	40	FT37-61	60
T-37-6	45	FT37-77	60
T-37-12	45	FT50-43	75
T-50-2	55	FT50-61	75
T-50-3	55	FT50-77	75
T50-6	55	FT82-43	1.00
T68-0	75	FT82-67	1.00
T68-2	75	FT82-68	1.00
T68-6	75	FT114-61	2.15
T80-2	85	FT140-43	4.10
T200-2	4.00	FT240-61	8.00

WE STOCK A COMPLETE LINE OF TOROIDS AND BEADS.

Q-DOPE
Solution of pure polystyrene in solvents. Dries fast and leaves a clear, protective coating on toroids, coils and transformers, with no or minimal effect on inductive values. May also be used as a cement for molded or fabricated items made of polystyrene.

(Bottle with Brush 2 fl. oz. 59 ml) \$3.75

MAKE CIRCUIT BOARDS THE NEW, EASY WAY WITH TEC-200 FILM
JUST 3 EASY STEPS:
• Copy circuit pattern on TEC-200 film using any plain paper copier
• Iron film on to copper clad board
• Peel off film and etch
Convenient 8 1/2 x 11 size With Complete Instructions

5 SHEETS \$6.25
10 SHEETS \$10.75
20 SHEETS \$18.25
50 SHEETS \$33.50


GET THAT HAM TICKET THIS YEAR WITH OUR NOVICE CODE AND THEORY PACKAGE
"COMMUNICATE WITH THE WORLD THROUGH HAM RADIO" is a complete Novice Training package. It contains a 14 lesson theory course and a Novice code cassette that teaches how to send and receive code up to 8 WPM and a 32 page book.
The package also contains FCC-type code and theory examinations. No Previous experience required. This package is your fastest way to a Novice Ham ticket contains 2 books and 1 tape.

NP-1 \$10.95

MINI-CIRCUITS SBL-1 DIODE RING MIXER
Double balance Mixer
LO/RF - 1-500MHz
RF DC - 500 MHz

\$6.75


200 WATT INVERTER
Plugs into your lighter and runs:
• Ham Equipment
• Lights
• Soldering Iron
• Computer
• Power Tools
• Shaver
• 13" TV with VCR
• MUCH MORE

Model: POW 200
Input: 10 to 15 volts DC
Output: 115 volts AC true RMS
Power: 400 Watts peak
200 Watts for 2 minutes
140 Watts continuously
5" x 2 1/2" x 1 7/8"
Weight: 15 ounces
Warranty: 3 year
\$99.95

DIGITAL CAPACITANCE/INDUCTANCE METER
DIGITAL LCR METER measures inductance, capacitance and resistance. At Last! An LCR meter that everyone can afford. Now you can measure coils, transformers, chokes from 1µH to 200H. Capacitors from .1 pfd to 200 mfd and resistors from .1 ohm to 20 meg ohms. All in one handheld instrument.
MODEL LCR-1801 \$119.95



VERNIER DIALS
1-1/2" Diameter 0-10 Marking \$8.25
1-1/2" Diameter 0-100 Marking \$9.25
2" Diameter 0-100 Marking \$10.25


SIGNETICS NE602AN
Balanced Mixer/OSC. Popular IC among experimenters for building DC and super-het receivers.
\$2.49 BUY 3 OR MORE \$2.25


SHORTWAVE CONVERTER KIT
Bring some interest to those long commutes to and from work, this shortwave converter is the ticket. The SC-1 converter brings the sounds of the world right into your car radio or home stereo (set to AM broadcast band). Front panel push switch lets you choose between regular AM radio between any two bands of interest, each 1 MHz wide. Set one range for daytime frequencies and one for night time when propagation is different, choose any two frequencies between 3 and 22 MHz.
Frequencies are tuned on your AM radio, making it easy to log stations or set presets. Built-in antenna switch automatically switches existing AM antenna to either the radio or converter, making hook-up easy. A handsome matching case and knob set puts the finishing touches on your kit.
SC-1 CONVERTER KIT \$27.95
CSC MATCHING CASE SET \$12.95


SIGNAL INJECTOR/TRACER KIT
This handy tester is both a signal generator and receiver. As a generator use it to check out an amplifier, stage by stage. Also tests AM radio I/O and RF stages. As a receiver you can pin point where a defective part exists. Will transmit and receive simultaneously.

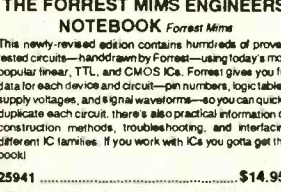
\$18.95


LOGIC PROBE KIT
Hand held Digital Logic Probe provides convenient and precise use in the measurement of logic circuits. It displays logic levels (high or low), pulses and voltage transients down to 300 nanoseconds. High intensity LED readouts provide instant response to the logic state.

\$18.95

LINEAR IC'S	TRANSISTORS		
NE555	.25	PN2222A	.10
NE564	1.75	2N2222A	.32
LM733N	.65	2N3055	.69
LM741	.30	2N3553	2.75
UA7805	.39	2N3563	.40
UA7812	.39	2N3866	1.05
UA7912	.75	2N3904	.10
LM317T	.69	2N3906	.10
CA3126E	1.60	2N4401	.15
CD22402E	9.95	MPF102	.49

AIRCRAFT RECEIVER KIT ...puts you in the pilots seat!!
Tune into the exciting world of aviation. Listen to airlines, big business corporate jets, hot-shot military pilots, local private pilots, control towers, approach and departure radar control and other interesting and fascinating air-band communications. You'll hear planes up to a hundred miles away as well as all local traffic. The AR-1 features smooth varactor tuning of the entire air band from 118 to 136 MHz, effective AGC, superheterodyne circuitry, squelch, convenient 9 volt operation and plenty of speaker volume. Don't forget to add our matching case and knob set for a fine looking project you'll love to show. Our detailed instruction manual makes the AR-1 an ideal introduction to two life-long fascinating hobbies at once — electronics and aviation!
AR-1 AIRCRAFT RADIO KIT \$24.95
C-AR CASE SET FOR AR-1 \$12.95


TO ORDER
Call 1-800-866-6626 ORDERS ONLY
(Catalog requests can not be taken on toll free number.)
8 a.m. - 5 p.m. EST
Monday through Friday
OR WRITE TO:
Ocean State Electronics,
P.O. Box 1458, Westerly, R.I. 02891
OR FAX TO: CATALOG REQUESTS
(401) 596-3590 (401) 596-3080
If paying by CREDIT CARD include Card No. and Expiration Date
Mail in orders please include \$4.50 shipping ALASKA & HAWAII \$9.00
CANADA \$7.00 - OVERSEAS \$12.00
Minimum order \$10.00 (before shipping)
R. I. Residents add 7% Sales Tax
ORDERS RECEIVED BY 1:00 PM EST— SHIP SAME DAY! FREE SHIPPING ON ALL MAIL IN ORDERS OVER \$50.00.
NOT VALID WHEN COMBINED W/CAT. ORDERS.
Applies to UPS Ground in Continental U.S. Only.
Catalog FREE to US Customers.
Canada, Please send \$2.00 (American funds or US stamps).
Overseas, Please send \$3.00 (American funds or US stamps).

THE FORREST MIMS ENGINEERS NOTEBOOK *Forrest Mims*
This newly-revised edition contains hundreds of proven, tested circuits—hand-drawn by Forrest—using today's most popular linear, TTL, and CMOS ICs. Forrest gives you full data for each device and circuit—pin numbers, logic tables, supply voltages, and signal waveforms—so you can quickly duplicate each circuit. There's also practical information on construction methods, troubleshooting, and interfacing different IC families. If you work with ICs you gotta get this book!
25941 \$14.95


LEARN COMPUTER THEORY BY BUILDING THIS KIT DIGITAL TRAINER MODEL MM-8000
Starting from scratch you build a complete computer system. Our Micro-Master trainer teaches you to write into RAMs, ROMs and run a 8085 microprocessor. You will write the initial instructions to tell the 8085 processor to get started and store these instructions in permanent memory in a 2816 EPROM. Teaches you all about input and output ports, computer timers. Build your own keyboard and learn how to scan keyboard and display. No previous computer knowledge required. Simple easy to understand instruction teaches you to write in machine language. Upon completion of the course you'll be proficient in computer technology.
• Uses the 8085 Microprocessor
• Uses the 2816 EPROM, electrically erasable programmable ROM
• Uses the 8156C, 2048 Bit static MOS RAM with I/O ports and timer
• Memory expandable option
• Built in 5V power supply
• 26 key keyboard
• Complete with lesson manual, instructions and experiments

\$119.95

MULTIVOLTAGE AC ADAPTER
Rated 500MA
Input 117VAC
Output 3V, 4.5V, 6V, 7.5V, 9V, 12V DC
Polarity switch
Universal plug

\$5.95

RECTIFIER DIODES
1N400109
1N400209
1N400310
1N400410
1N400512
1N400615
1N400717
1N540020
1N540120
1N540220
1N540425
1N540625
1N540725
1N540825

COPPER CLAD PC BOARDS
One oz. copper, phenolic base.
7" x 5" SINGLE SIDED \$1.50
3 1/4" x 6 1/2" DOUBLE SIDED \$1.25

Davilyn CORP.



HEWLETT PACKARD 8640B-OPT 323 SOLID STATE SIGNAL GENERATOR

(w/o synchronizer) Frequency range: 450 KHz to 512 MHz, to 1100 MHz with external frequency doubler option supplied. Ten Frequency bands in octave increments from 500 KHz; band 11 for doubler use. Accuracy: 6 digit LED read out. Stability: < 1000 ppm. Output power: -145 dBm to +10 dBm (0.013 V to 2 V) into 50 Ω. Impedance is 50 Ω, VSWR < 2.0 on 2 V and 1 V range < 1.3 on other ranges >. Modulation: Internal AM, FM and PM, external AM, FM and PM. Pulse frequency: 0.05 to 5 KHz. General: Power Requirements: 100, 120, 220, 240 V, 48 Hz to 420 Hz, 2 amps. Size: 6" (H) x 19" (W) x 13 1/4" (D). Wt. 60 lbs. Includes ruggedized case and manual.

Price: \$995.00


Current Hewlett Packard Prices: \$12,050.00



TEKTRONIX 528 SOLID STATE N.T.S.C. WAVEFORM MONITOR

8 x 10 display, two composite video inputs
75 ohms, selectable 1 volt or 4 volt full scale,
(140 IRE units)
YRGB and RGB input. Video output response
25Hz to 5 MHz ±3%.
FOUR RESPONSE POSITIONS: 1) Flat, 2) IRE, 3) Chroma, 4)
Differential gain.
FOUR SWEEP MODES: 1) 2-V Sweep 1, 2) 2-V mag sweep,
3) 2-H sweep, 4) 1 US sweep.
SIZE: 5'4"H x 8 1/2"W x 18 1/2"D
WEIGHT: 15 LBS
POWER: 115V 60 HZ 48 watts

Price: \$495.00



TEK MODEL 7603N

Oscilloscope: Mil Spec AN/USM-281C, 8 x 10 CM display, 100 MHz response which accepts standard 7000 series Plug-Ins. Vertical Plug-In: 2 ea. 7A15 (AM-6565), frequency BW 75 MHz, maximum sensitivity 5mV/DIV. Horizontal Plug-In: 1 ea. 7B53 (TD-1085), triggering to 100 MHz, minimum, sweep-time 50 NS/DIV, has delayed sweep capacity. Includes cover probes accessories.

Price: \$495.00



HP MODEL 606B

Signal Generator: Later version of 606A. Frequency range of 50 KHz to 65 MHz in size bands; accuracy ±1%. Output level is continuously adjustable from 0.1uV to 3V into 50 resistive load. Modulation level of 0 to 95% on 1V attenuator range and below, 0 to at least 20% on 3V range

Price: \$375.00

AN/URM-120 50 OHM THRU-LINE RF WATTMETER

Frequency range: 2MHZ to 1000MHZ. Power range: 10 Watts to 1000 Watts. USWR ≤ 1.08 to 1. Uses three plug-in coupler elements, (included). CU-753 2 to 30 MHZ 50 to 100 Watts CU-754 25 to 250 MHZ 10 to 500 Watts CU-755 200 to 1000 MHZ 10 to 500 Watts Connector: Type N. Case included. Size: 7"W x 6 3/8"H x 7 1/8"D Weight: 6.5 lbs.

Price: \$285.00



13406 Saticoy Street North Hollywood, CA 91605-3475

(818) 787-3334 • (800) 235-6222 • FAX (818) 787-4732

VISA



CIRCLE 236 ON FREE INFORMATION CARD

PHONE

408-374-6686

BILLABONG ELECTRONICS

FAX

408-374-7667

Rack Mount Cabinets

MATERIALS

- Front/Rear/Display Panels: Aluminum
- Top/Bottom/Side Panels and Chassis: Steel

These industry standard 19" rack mount cabinets are made from .04" steel, with the front and rear panels being made from .06" aluminum for easier, custom fitting. The display panel is .12" thick. These cabinets have been finished in gun metal grey and come flat packed, ready for your final construction. These enclosures have die punched venting. Handles are furnished on all cabinets except RC3120A. These are sturdy, well-made, commercial quality cabinets and are sure to make your project look its best.

Order Number	Retail	Front Panel	External Cabinet Dimensions (HxWxD)	Handle Height	Weight
RC3120A	37.90	3.4.90...19" x 1.6875"	1.5" x 16.625" x 9.625"	2.625"	8 lbs.
RC3120B	45.90	4.3.90...19" x 3.4375"	3.25" x 16.625" x 9.625"	2.625"	9 lbs.
RC3120C	52.90	4.9.90...19" x 3.4375"	3.25" x 16.625" x 13.1875"	2.625"	10 lbs.
RC3120D	57.50	5.3.50...19" x 5.1875"	5" x 16.625" x 13.1875"	4.25"	13 lbs.
RC3120E	62.50	5.9.50...19" x 5.1875"	5" x 16.625" x 16.75"	4.25"	15 lbs.

Heavy Duty Instrument Cases

Perfect for communications equipment, power supplies, test equipment, computer switch boxes and more!!

FEATURES

- Both units split apart for ease of working
- Self-adhesive feet and screws included
- Plastic used for flexibility & strength
- Grey body complete with black front and rear panels
- IC115B includes ventilation slots and speaker recess

Order Number	Retail	Dimensions (HxWxD)	Approx. Weight
IC115A	7.95	2.5" x 8" x 6.4"	2 lbs.
IC115B	9.95	3.1" x 10" x 7.4"	3 lbs.



Ventilation Holes on Top, Bottom and Both Sides

OEM's, Resellers & Schools - Call Now For Quantity Discounts



RC3120A



RC3120C

*Racks B, C, D and E feature extruded aluminum handles

BILLABONG ELECTRONICS

1167 Bucknam Court • Campbell, CA 95008

C.O.D. and Prepaid Orders Only

For C.O.D. services, add \$5.00 to total (Payable by cash, cashier's check or money order only)

Add Freight Charges As Follows

UPS Ground:	Up to 3 lbs.....	\$5.00
	Each Additional Pound.....	\$0.50
UPS Blue:	Up to 2 lbs.....	\$10.00
	Each Additional Pound.....	\$1.00

Other Services: Call for quote

Send your check made payable to "Billabong Electronics" Today!!

*Prices subject to change without notice

CIRCLE 311 ON FREE INFORMATION CARD

PORTABLE COLOR TV CAMERA
HITACHI MODEL GP-7 (NTSC)

High quality camera . . . Ideal for studio, station, school, computer use with color frame grabber. Compatible with VCR's, color monitors, and with TV sets using an RF modulator. With color temperature adjustment, standard 1/4-20 tripod thread and carrying handle. These cameras are removed from service, but fully checked before shipment. **REQUIRES A STANDARD 1" C-MOUNT LENS WITH ADJUSTABLE IRIS.**



POWER REQUIRED: 12 VDC regulated. Total 8.6 Watts. Use a power supply or rechargeable battery.

PICKUP TUBES: 3 Electrodes Vidicon HS-251 or equal
SCAN LINES: 525 Lines, 2:1 Interlace
SYNCH SYSTEM: Internal or External
VIDEO OUTPUT: 1 V P-P into 75 Ohms, BNC Connector
RESOLUTION: More than 250 Lines at Center
MIN SCENE ILLUM: 75 to 100 Lux with F1.4 to F2 lens
SIZE: 13.3" long x 5.6 wide x 5.75" high

RE92CTV2208 _____ \$99.50

CAMERA POWER SUPPLY - Hitachi Model AP6OU (CEK) AC Power Adapter, 115 VAC, 60 Hz Input; 12 VDC, 2 A output.

RE93CTV2209 _____ \$29.50

1" LENS - 25 mm f1.4 adjustable Iris.
 REG4-024 _____ \$99.50

RF Modulator - For color TV (requires 9-12VDC and some wiring/soldering)

RE89CMP5361 _____ \$3.50

MOTORIZED WHEEL ASSEMBLY

Ideal for Carts, Wagons, and ROBOTS. Will carry up to 100 lbs depending upon usage. A high quality reversible motor, driving a heavy duty gearbox with low speed and high torque. Wheel is 7" Dia with wide grooved rubber tire on high impact plastic frame. Top steerable, ball bearing mounting plate is 4" square with 4 mounting holes.



Speed of unit, from 3VDC thru 12VDC, will run from 40 thru 160 RPM. 5 to 7 Amps full load down to 1 Amp no load. O/A size 9H x 7W x 6-3/4" Dp.

RE92ROB2188 _____ \$34.50

BATTERY SPECIAL!



Gates 0840-0004 - rechargeable sealed Lead Acid cells. Six cells connected together for 12V at 12.5 Amp Hours. Features high charge/discharge rate, use in any position. Terminated with Wires. New. O/A size 6 x 4-1/4 x 5-1/2" High. Wt, 12lbs

RE93BAT2375 _____ \$22.50


RUGGEDIZED HeNe LASER HEAD
APPROX 1.2 mW OUTPUT - BEAM VISIBLE
BEYOND 300 FT

Class IIIA head used by military for weapons training/sighting contains high quality HeNe tube in stainless steel housing 1-3/4 Dia x 14-1/4" long. Wavelength 632.8 nm. 8KV start, 1250 to 1400V operating at approx 5mA. Built in ballast resistor.

RE92LSR2223 _____ \$49.95

POWER SUPPLY KIT FOR 1/2 TO 2 mW LASERS

INPUT - 12VDC 0.75 to 2Amps depending upon tube power. Output voltages and current same as required in above laser head. Supplied with all parts and easy to follow assembly instructions. Circuit board size approx 5-1/2 x 2-1/4".



RE93KIT2459 _____ \$39.95 KIT

Kits not returnable once soldered

RE93KIT2459/A _____ Assembled _____ \$54.95

WRITE, CALL or FAX
for our FREE 'This Month' Catalog
Over 100 pages - hundreds of products
of something for everyone - 'priced right'

Electro-Mechanical • Electronics • Optics

Batteries

CCTV

Lasers

Magnets

Motors

Kits



Power Supplies

Pumps

Relays

Robotics

Switches

Tools

and much more

TRUE RMS BENCH
DIGITAL MULTIMETER

Microprocessor
 Controlled
 Auto and Manual
 Ranging 4.5 DIGIT



TRIPLET MODEL 4800

Pushbutton control. Liquid crystal display. 16 functions: dbm, diode, relative set, data and peak hold, dual frequency input to 10 MHz period indication. An electronic comparator circuit for 'Go', 'High', 'Low', testing, temperature °C or °F using K type thermocouple (not supplied) and auto or manual ranging with basic DC voltage, accuracy of ±0.04%, continuity tone check. Operating voltage 117/230 VAC, 50/60 Hz.

DC VOLTAGE: 250 Millivolts - 1 KV
 AC VOLTAGE: True RMS 250 Millivolts - 750 Volts
 DC CURRENT: 250 Microamps - 10 Amps
 AC CURRENT: True RMS, 250 Microamps - 10 A
 RESISTANCE: 0 - 25 Megohms
 FREQ TEST: 10 Khz to 99.999 Khz

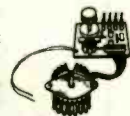
Size 9-1/2 x 3-1/2 x 9-1/2". Supplied with instruction manual and test leads. New. 6 month factory warranty.

REGULAR (CURRENT FACTORY) RESALE — \$600.00

RET2-010 _____ QTY 1 to 9 _____ \$229.00 EA
 'QTY 10 _____ \$199.00 EA

STEPPER MOTOR CONTROLLER KIT
For 6 thru 30 VDC OPERATION

Kit contains all necessary components to construct this versatile device. Will operate 4 phase motors with current ratings up to 1.25 AMPS per phase continuous. Controls for direction, single step, hold, half-step, full-step and wave drive step sequences. Speed control from 1 to 1500 PPS. LED's indicate phase sequence. Operate from a battery or power supply. Includes a 12V 7.5 motor for demonstration purposes.



RE93KIT2421 _____ \$24.50 KIT

Kits cannot be returned or exchanged once they have been soldered

RE93KIT2421/A _____ Assembled _____ \$39.50

STEPPER MOTORS

12VDC, 1.8 DEG, 6 LEAD
 200 STEPS/REV
 1/4 Dia X 3/4 Long Shaft



0.6 amps/phase, 83 Oz-in holding torque, 2-1/4 Dia x 2-1/8"

RE93MTR2336 _____ NEW _____ \$19.50

0.68 amps/phase, 125 Oz-in holding torque, 2-1/4 Dia x 3

RE93MTR2337 _____ NEW _____ \$24.50

STEPPING MOTOR DRIVER CHIP




Complete control and drive for a 4 phase unipolar stepping motor (6 or 8 lead motors). Can drive up to 35 V and 1.25 Amps per phase, continuous. Provides 3 different step sequences - wave drive, full step and half step. Built-in clamp diodes and thermal protection. Requires +5V for chip. 16-pin in line DIP. New, supplied with data.

REQ5029 _____ \$9.95

NOTE: Chips cannot be returned once used.

A LOW-COST 4 WATT FILTERED
BLACKLIGHT - With enclosed fixture
for 115 VAC operation, for the hobbyist and
serious science experimenter.



Ideal for use by the amateur philatelist, archeologist, mineralogist, etc., for observing and investigating fluorescence in stamps, minerals, etc. Fixture is equipped with a F4T5BLB, 4 Watt filtered Blacklight bulb operating in the range of 3100 to 4000 Angstrom. Housed in an aluminum enclosure 7 x 3 x 1-3/4", with key slots for mounting. Equipped with AC cord and plug, with on/off/push-to-start switch. New.

RE91UVL1699 _____ \$19.50

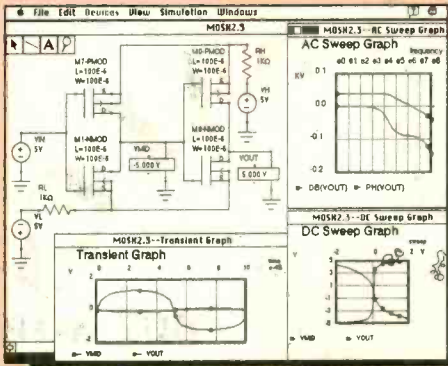
BIG News!! - B² LOGIC v 3.0 IS HERE!!! - BIG News!!
ANALOG & DIGITAL

**NEW
RELEASE**

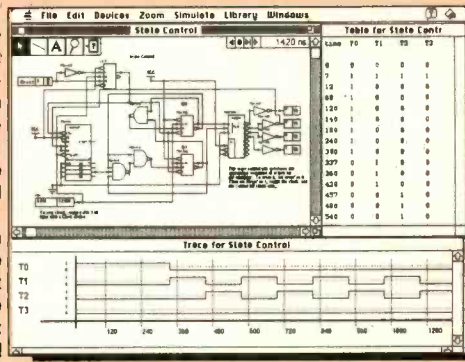
B² Spice[®]
v.1.1

Circuit Design & Simulation
for Microsoft[™] Windows and the Macintosh[™]

B² Logic[®]
v.3.0



What is B² Logic 3.0?
 B² Logic v.2.2 + EDIF File Format Output + Enhanced PLD Sim. Cap. + New Devices (inc. binary-to-seven segment decoder and one shot) + Print Across Mult. Pgs. + Subcircuit Probing + Table For Sim. Results + Model Primitives with User Def. Prop. + Mult. Document Interface in Microsoft Windows + Rotate Comp. + Check For Fan-Out Violations + More Accurate Power Calc. + Check For Max PulseWidth Violation + more!



**N
E
W
R
E
L
E
A
S
E**

TRANSIENT, DC & AC ANALYSES

B² Logic v.3.0... Check it out!!!

"Using B² Logic 2.2... my students have been able to learn more, and go much further than ever before."

-Professor F.S. Hill, Jr. University of Massachusetts, Amherst

B² Spice is "a very good moderately priced program," - Professor Anthony Seigman, Stanford University

• INTEGRATED SCHEMATIC CAPTURE & SIMULATION •

Now in use at over **60** major universities and leading corporations around the world.
 (University of Michigan, Stanford, University of Illinois, NASA, Bell Labs... to name a few)

- Program prices start at **\$149.00/ea.**
- University & Student Pricing Available
- Dealer Inquiries Welcome
- VISA/Mastercard Accepted

Beige Bag Software

715 Barclay Ct. • Ann Arbor, MI • 48105
 Ph: (313) 663-4309 • Fax: (313) 663-0725


CIRCLE 283 ON FREE INFORMATION CARD

\$449⁹⁵

Device Programmers

\$139⁹⁵

48 PIN ZIF
 Connects to standard PC parallel printer port




9 1/2 x 5 3/4 x 1 1/4

EMP-20

- Easy to use software, on-line help, full screen editor
- **Fast Programming** (EMP-20)
 27C010A, 23 seconds
 28C020, 34 seconds
 27C040, 95 seconds
- **Made in USA**
- 1 Year Warranty
- Technical Support by phone
- 30 day Money Back Guarantee
- FREE software upgrades available via BBS
- Demo SW via BBS (EM20DEMO.EXE) (PB10DEMO.EXE)
- E(e)proms 2716 - 8 megabit, 16 bit 27210-27240, 27C400 & 27C800,
- Flash 28F256-28F020, (29C256-29C010 (EMP-20 only))
- Micros 8741A, 42A, 42AH, 48, 49, 48H, 49H, 55, 87C51, 87C51FX, 87C751,752
- GAL, PLD from NS, Lattice, AMD-16V8, 20V8, 22V10 (EMP-20 only)

PB-10 Internal Card for PC



2 ft. Cable

40 PIN ZIF

FOR MORE INFORMATION CALL

4539 Orange Grove Ave.
 Sacramento, CA 95841
 (Monday-Friday, 8 am-5 pm PST)

NEEDHAM'S ELECTRONICS, INC.



C.O.D.



(916) 924-8037

BBS (916) 972-8042

FAX (916) 972-9960

CIRCLE 257 ON FREE INFORMATION CARD

November 1993, Electronics Now

50A11

Call C.S.T.
 MONDAY thru FRIDAY
 8:00 AM - 6:00 PM


11986 RIVERWOOD DRIVE
 BURNSVILLE, MN
 55337

LAKE SYLVAN SALES

Orders: 800-800-4582
 Service: 612-895-9944
 FAX: 612-895-9454

SEASONS
 GREATINGS

BUY NOW!
 & SAVE!



CABLE TV BOXES

CONVERTERS, DESCRAMBLERS & MORE AT WHOLESALE PRICES
 CALL FOR MONTHLY SPECIALS!

DESCRAMBLERS

	5	10	20	40 +
SUPER 7 (DIGITAL IMPULSE)	\$109.00	\$ 99.00	\$79.00	CALL
TB - 3 OR 2	\$ 65.00	\$ 50.00	\$40.00	CALL
FTB - 3 OR 2	\$ 79.00	\$ 55.00	\$50.00	CALL
SA - 3B	\$ 65.00	\$ 45.00	\$40.00	CALL
SA - 3D-F	\$ 99.00	\$ 94.00	\$89.00	CALL
SB - 3 OR 2	\$ 55.00	\$ 43.00	\$38.00	CALL
SP-200 (SPECIAL PIO)	\$145.00	\$135.00	CALL	CALL
*OAK N-12 (WITH VARI-SYNC)	\$ 54.00	\$ 49.00	\$39.00	\$35.00
*HAMLIN 1200 CH. 3	\$ 65.00	\$ 46.00	\$38.00	\$30.00



*REFURBISHED AS NEW.

CONVERTERS


PANASONIC TZPC 145	\$80.00	\$75.00	\$70.00	CALL
T P550 (550 MHZ W/PARENTAL)	\$80.00	\$75.00	\$70.00	CALL
*JERROLD DQN-5	\$80.00	\$70.00	CALL	CALL
*JERROLD DQN-V7 w/volume	\$85.00	\$75.00	CALL	CALL
*JERROLD DRZ-450	\$59.00	\$49.00	\$45.00	CALL
*SYLVANIA TEXSCAN 4040 (CH. 2, 3 OR 4)	\$55.00	\$45.00	\$36.00	CALL



*REFURBISHED AS NEW. CONVERTERS AVAILABLE IN CHANNEL 2 OR 3.

COMBINATION UNITS

*SCIENTIFIC ATLANTA	CALL FOR AVAILABILITY AND PRICING			
*ZENITH MODELS	CALL FOR AVAILABILITY AND PRICING			
JERROLD BASEBAND	\$329.00	\$299.00	CALL	CALL
JERROLD DPV7-212	\$249.00	\$239.00	CALL	CALL
*JERROLD DP5-DPV5	CALL FOR AVAILABILITY AND PRICING			
*JERROLD DRX-3DIC	\$119.00	\$109.00	CALL	CALL
*JERROLD DRZ-3DIC	\$124.00	\$114.00	CALL	CALL
*SYLVANIA TEXSCAN 4040-DIC (CH. 2 OR 3)	\$ 79.00	\$ 74.00	CALL	CALL
*OAK M35B (WITH VARI-SYNC)	\$ 49.00	\$ 44.00	CALL	CALL
*OAK RTC56	\$145.00	\$125.00	CALL	CALL



*REFURBISHED AS NEW.

OTHER PRODUCTS AVAILABLE: REMOTES: JERROLD, PANASONIC, HAMLIN, TOCOM, SCIENTIFIC ATLANTA.
 INTERFERENCE FILTERS: CHANNELS 2 OR 3 / VIDEO TAPE ENHANCERS. AC ADAPTERS: 12 & 18 VOLT / ADULT INSULT
 BOXES / MORE. FULL SERVICE TECHNICAL SUPPORT.

NO MINNESOTA SALES
 PRICES SUBJECT TO CHANGE WITHOUT NOTICE!

THEFT OF SERVICE IS A CRIME. INSTALLING ANY DEVICE WITHOUT PERMISSION MAY SUBJECT YOU TO CIVIL OR CRIMINAL PENALTIES. YOU MUST CHECK WITH YOUR LOCAL CABLE COMPANY AND
 PAY FOR ALL SERVICE YOU USE. IT IS NOT THE INTENT OF LAKE SYLVAN SALES TO DEFAUD ANY TELEVISION OPERATOR AND WE WILL NOT ASSIST ANY COMPANY OR INDIVIDUAL IN DOING THE SAME.

CIRCLE 250 ON FREE INFORMATION CARD



STARTEK INTERNATIONAL INC. FREQUENCY COUNTERS

New ATH™ Series

Auto Trigger & Hold

now, for the first time, available on inexpensive, portable counters with our new **ATH™** Series. This feature is the most significant improvement ever made to the pocket sized counters! It allows "Hands Free" operation to automatically *read & hold* a signal as quick as 80 ms or 8% of a second.

Our **ATH™** circuitry is *super fast* because it does not require the time for multiple readings, like digital filtering techniques.

The **ONE-SHOT ATH™** feature is standard on the **ATH-30**. Using controls and indicators on top of the unit, it will hold the first reading until manually reset. (The **ONE-SHOT** feature is a \$40 option on the **ATH-15**.)

Say goodbye to random counting & false readings with the ATH™ Series


ATH™ Series features include:

- Easy to use - simple controls
- Ultra fast response time - 800% faster
- Extra bright LED digits
- 3-5 hour battery operation
- Automatic clean dropout
- Maximized sensitivity, <1mv typical
- 4 GHz signal strength Bar Graph
- 2 ranges - 6 fast gate times
- 9-12V auto-polarity power jack
- **StarCab™** aluminum cabinet



**ALL MODELS
MADE IN U.S.A.**

**NEW
WARRANTY
5 years all parts
1 year labor
ALL MODELS**



All models:
4" H x 3.5" W x 1" D




In Stock...Same Day Shipment

Frequency Counters	SPECIAL
1350 1-1300 MHZ 3 gate times, quality & economy	119 ^{\$} 129
3500 10 HZ-3500 MHZ Extremely wide frequency range	239 250
15-BG [not shown] 1-1500 MHZ Ultra high sensitivity, Bar Graph	169 220
35-BG 1-3200 MHZ Ultra high sensitivity, Bar Graph	249 265
New ATH™ Series	
ATH-15 1-1500 MHZ, ATH	199 285
ATH-30 1-2800 MHZ, ATH, ONE-SHOT	259 299
HST-15 HIGH STAB TCXO fact. inst. option, 0.2 PPM accuracy	100 128


Accessories

A CC-90 Case for all models	12.
B TA-90 Telescope BNC antenna	12.
C TA-90-L Telescope elbow antenna	16.
D RD-150 150 MHZ rubber duck	16.
E RD-2750 27-50 MHZ rubber duck	28.
F RD-800 800 MHZ rubber duck	29.
G M-207-IC Interface cable for MFJ-207	10.
H P-110 200 MHZ, 1x, 10x probe	39.
J LP-22 Lo-Pass, audio usage probe	25.
K DC-10 Direct, 50 OHM probe	20.

**Factory Direct
Order Lines
SAME DAY SHIPMENT
Orders & Information
305-561-2211
Orders Only
800-638-8050
FAX 305-561-9133**



STARTEK INTERNATIONAL INC.
398 NE 38th St., Ft. Lauderdale, FL 33334



Terms: Shipping/handling charges U.S. & Canada 5% (\$5 min., \$10 max) Others add 15%. FL residents add tax. COD fee \$5. VISA, MC, Discover accepted. Prices & specifications subject to change without notice or obligation.

STOP LOOKING!

SERVING You Can Find It At

- INDUSTRY • SCHOOLS • HOBBYISTS
- EXPERIMENTORS • CONSUMERS

BRIGAR electronics

7-9 Alice Street — Offices and Warehouse — Binghamton, N.Y. 13904

MasterCard and Visa
accepted




GE RECTIFIERS
HIGH POWR SILICON RECT.
PART# 1N3741 (AI190N)
800 PIV 250AMPS
SIZE: 1 1/4" DIAM X 2 1/4" LONG
5 1/4" COPPER LEAD
PRICE \$9.95 EA.

ANSWERING MACHINE CODE-A-PHONE 1750 FEATURES:

- * ONE-TOUCH PLAYBACK
- * AUTO OUT GOING MESSAGE CHECK
- * BUILT IN CASSETTE
- * VOICE-ACTIVATED RECORDING
- * FAST FORWARD, PAUSE, & REWIND
- * RING DELAY (1,2,3,4)
- * LED MESSAGE DISPLAY
- * VARIABLE OUTGOING MESSAGE (SAVE OR ERASE)
- * NO CALL DISCONNECT (RFE MINT COND)

COMMERCIAL QUALITY
ORIGINAL COST \$179.99
BRIGAR SPECIAL SALE!
\$16.95 EA. 10 FOR \$140.00



SALE




SEND FOR FREE CATALOGUE



POWER TRANSFORMER WITH 6' BLACK SVT 3 COND 18AWG POWER CORD. #GBI-1721-001-B

INPUT: 115VAC 60HZ. OUTPUT ONE: 9.5VDC 100MA. OUTPUT TWO: 38VDC 250MA. GREAT FOR MAKING POWER SUPPLY. TRANSFORMER
..... \$3.50 EA.
10 FOR \$32.50
100 FOR... \$300.00 SCHEMATIC INCLUDED




MONOLITHIC CERAMIC CAPACITORS

MURATA ERIE

CKR06BX103KR .01 - 100V 10%
MILLITARY GRADE MONOBLOC CERAMIC
CAPACITORS. LEAD LENGTH: 1/4" LEAD
SPACE: .25" SALE PRICE \$.10 EA.

CHASSIS SLIDES




3-Section

GRANT #SS300NT 18" 3 PIECE SLIDE

ASSEMBLED WITH POSITIVE STOP AT FULL
EXTENSION, WITH FRONT DISCONNECT
FOR REMOVAL & INSERTION OF EQUIPMENT WITH
OUT USING TOOLS. COMPLETE WITH ADJUST-
ABLE MOUNTING BRACKETS FOR CABINET SPACE
FROM 18" . MAX LOAD 150 LB. CAN BE USED
FOR CRT RACK MOUNT SLIDES, FILE DRAWER
ETC... **BRAND NEW! SHIPPING WEIGHT 8LBS**
PRICE PER PAIR \$10.00


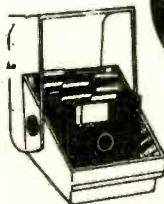
LED BAR GRAPHS



LED BAR GRAPHS #LTA1000G
MFG. LITTON BAR GRAPH HAS TEN
RECTANGULAR GREEN LED'S IN ONE UNIT
LED LINEAR ARRAY FITS IN A 20 PIN
DIP SOCKET. GREAT FOR CHANNEL SEKECTIR
OR GRAPHIC DISPLAY. BRAND NEW 20 PCS.
PER TUBE. SALE PRICE50 EA.

DISKETTE FILES

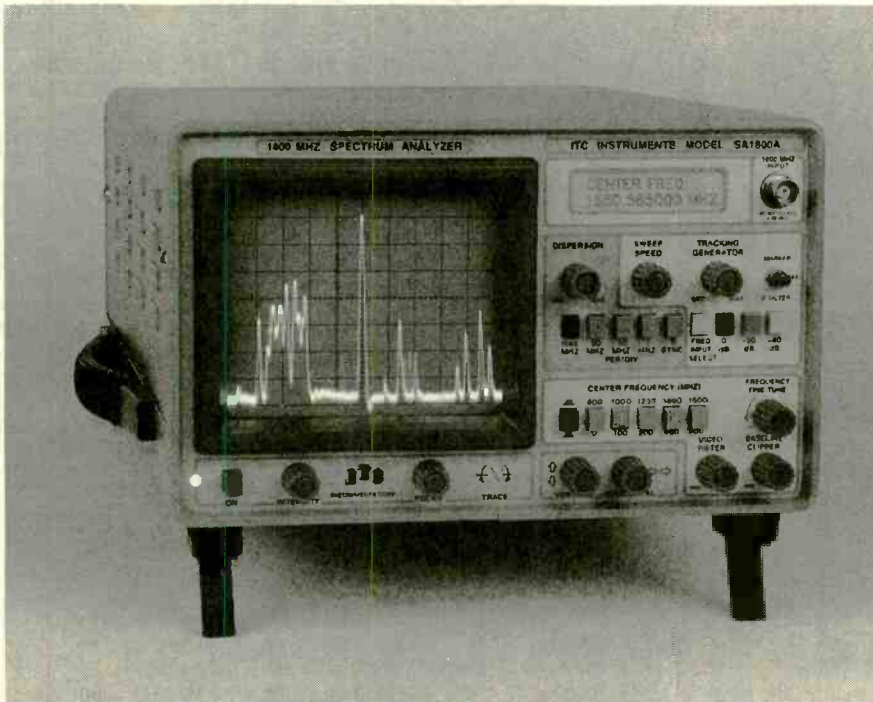
FELLOWES 5.25" DISKETTE FILING TRAY
CONVENIENT DESKTIP STORAGE FOR UP
TO 60 DISKETTES. INCLUDES PROTECTIVE
FEET, SNAP CLOSURE LID, FRONT HANDLE
AND ADJUSTABLE DIVIDERS.
LIST PRICE \$9.00 EA.
BRIGAR PRICE \$4.00 EA... 5 @ \$3.50 EA.



ALARM SYSTEM PRODUCTS

BUZZER IN METAL CASE
SIGNAL HORN LOUD SIGNAL GREAT
FOR BURGLAR, FIRE, ENTRY OR EXIT
SIGNAL. LOUD QUALITY BUZZER. SIZE:
2" X 1 1/8" **A) 9-12VDC45 EA.**
B) 24VDC60EA.
C) 115VAC75EA.

"ITC" The Only Affordable Full Function Spectrum Analyzer



PRICES START AT
\$1295.00

SA600 MODEL 2mHz - 600mHz

A MUST FOR:

- ◆ COUNTERSURVEILLANCE
- ◆ SATELLITE TELEVISION
- ◆ RF ALARM SYSTEMS
- ◆ TWO-WAY & HAM RADIO
- ◆ ALL RF BASED SYSTEMS

You Do Not Have To
Spend \$10K To Get a Full

SA SERIES PRICES:

SA600A \$1295.00
2mHz to 600mHz

SA1000A \$1595.00
2mHz to 1000mHz

SA1800A \$1895.00
2mHz to 1800mHz

Opt. 1 50 mHz marker Generator

\$200.00

Opt. 3 +/- 5 kHz Narrow Band Filter

provides 5 kHz resolution BW

\$350.00

Opt. 5 Tracking Generator Internal

\$250.00

Opt. 6 Center Frequency Readout

\$250.00

TERMS: M/C, VISA, DISC., AE, CHECK, MO, COD
PRICES & SPECIFICATIONS SUBJECT TO
CHANGE WITHOUT NOTICE OR OBLIGATION

ITC INSTRUMENTS CORP.

9222 Chesapeake DR, Suite A

San Diego Ca. 92123

619-277-4619 Fax 619-277-6736

Function Spectrum Analyzer (HP, TEK ect.) **And Don't Spend \$3K to \$4K For So Called Low Cost Limited Function Analyzers.** (Avcom, B&K, ProTek) ITC delivers full function

Analyzers for less. Let's look at the features ITC Spectrum Analyzers provide.

80 dB DYNAMIC RANGE

ON SCREEN. ITC Exclusive EFPLA

Log Amp. (pat. pending) Other low priced units only have 60 dB or 70 dB on screen.

-110 dB SENSITIVITY AT ALL SPAN WIDTHS.

Only ITC provides -110 dBm .7 uv. sensitivity at wide & narrow span widths. Other low cost units provide 80 - 95 dB only at narrow Spans.

HIGH STABILITY Only ITC Analyzers provide high stability and low drift at any span. (l < then 1kHz per Hr. after warm-up)

EASY OF OPERATION:

The SA Series controls are simple to understand and use, even if you never used a Spectrum Analyzer before you will be on line in no time.

FEATURES: Baseline Clipper, Video Filter, 5" CRT, 10 push-button Frequency select switches plus a 10 Turn Frequency control for 100 :1 tuning ratio. Providing easy frequency selection. The Dispersion is variable form 0 mHz to 50mHz per/dv.

DIMENSIONS: 6"H x12"W x 17"D

CALL 1-800-232-3501

**FOR SPECIAL INTRODUCTORY OFFER ON ALL MODELS
SAVE UP TO \$1000 ON SA1800 WITH Opts 1,3,5 & 6**

CIRCLE 293 ON FREE INFORMATION CARD

DC KITS


TOLL FREE ORDER
HOT LINE
1-800-423-0070

KIT CORNER

WIRELESS FM STEREO BROADCASTER KIT


CAT. NO. SFM-II \$19.95

DC'S all new FM Stereo Transmitter Kit is based upon the unique BA1404 Stereo Broadcaster Integrated Circuit that includes all the complex circuitry to generate the stereo signal. The kit includes the new special IC, a 38 KHz crystal, circuit board, and all the small components. This fascinating project will provide many hours of enjoyment as you re-broadcast your CD/VCR/Cassette or stereo broadcasts from your satellite system thru your high-quality FM home or auto stereo system.



FUNCTION GENERATOR KIT ORDER FG2 KIT

\$19.95



A great project to enhance your bench. This handy little function generator has a built-in buffer amplifier, a 3-decade range selector switch that covers 15 Hz to 25 kHz, output level control and function switch to select sine, square, or triangle.

ICL7106 EV KIT LCD DIGITAL PANEL METER NOW \$24.95

The ICL7106 EV Kit is based upon a 3-1/2 digit A/D converter that includes all the circuitry to build a digital panel meter. Operates from a 9-v battery. Includes LCD, 7106 IC, circuit board and small parts. Builder must add resistors to expand to multi-meter


POWER SUPPLY KIT PS-1 \$16.99

Output of this power supply is continuously adjustable from 1.2 to 25V DC. The LM317T voltage regulator provides excellent regulation and ripple rejection. Includes a 1 A transformer, PC board, LM317T, 2 binding posts, and all small parts.

70-WATT STEREO POWER AMP 35 WATTS PER CHANNEL

Now you can boost your low power car stereo with the new PM-35 module kit. Each module can provide up to 35 watts per channel while operating from the vehicle's battery into a 4 ohm speaker system. New hi-tech power op-amps are used in a unique circuit to increase voltage swings, thus more power. Additional modules can be used to increase power to 100 or 200 watts/channel.

ORDER PM-35 KIT \$19.95



PC BOARD HACKERS CORNER

MAKE CIRCUIT BOARDS THE NEW, EASY WAY



WITH TEC-200 FILM
JUST 3 EASY STEPS

1. Copy circuit pattern on TEC-200 film using any plain paper copier.
2. Iron film onto copper clad board.
3. Peel off film and etch.

ORDER TEC-200-10 FOR TEN

PC BOARD SUPPLIES

Copper clad boards for use with TEC-200

22-250	3 X 6	\$1.62
P1-36	3 X 6	2.03
22-260	4 X 6	2.27
22-261	6 X 6	2.88
22-263	6 X 9	4.08

POSITIVE PRESEN- SITIZED PC BOARDS

22-330	2 X 4	\$3.83
22-332	3 X 4	4.40
22-334	4 X 6	5.78
22-336	6 X 6	7.60
22-338	6 X 9	9.63

DC'S PARTS WAREHOUSE

UNIVERSAL DECODER (RE MAY 1990) ICs

CD22402E	7.95	CA3126E	1.95	NE564	2.29
LM733	.99	74C00N	.29	CD4053	.50
LM7805	.50	LM7812	.50	LM7905	.50
18 Uh CHOKE	.39	3.58 MHz	1.00		

ORDER ABOVE ITEMS DIRECT FROM THIS PAGE

MORE KITS

3 DIGIT LED DVM ONLY 3" X 3" READS 0 TO 100 V DC ORDER DVM3 \$19.95
FM WIRELESS BROADCASTER FMI \$ 9.95
8038 FUNCTION GEN. KIT FGI \$ 9.50
SEQUENCER PROJECT SEKIT \$ 9.50

CHRISTMAS TREE PROJECT

Build this unique seasonal project and have an unusual conversion piece. Powered by two D cells, 17 LEDs flash in a seemingly random fashion. Kit includes everything except batteries. ORDER XMASKIT \$16.95

UNIQUE IC's

NE602	\$2.00
UGN3013	.98
ULN2429	1.75
ZN414	2.00
XR2206CP	4.75
XR2212CP	4.75
MAX232	5.40
ULN3330	1.50
ICL8038	3.85
ICM7226BIPL	23.50

DC ELECTRONICS

TO ORDER FROM THIS PAGE CALL: 1-800-423-0070
SEND MAIL ORDERS TO:
PO BOX 3203 SCOTTSDALE, AZ 85271

B&S SALES

MEMBER OF THE N.C.C.A.

Prices effective May 1, 1993. Prices subject to change without notice due to supply and demand.

CONVERTERS/DESCRAMBLERS

	1	5	10
TOCOM 5507-VIP.....	\$325.00	CALL	CALL
TOCOM 5503-VIP.....	\$310.00	CALL	CALL
ZENITH 1600.....	\$295.00	CALL	CALL
PIONEER 6110.....	\$325.00	CALL	CALL
PIONEER 5135.....	\$315.00	CALL	CALL
JERROLD DPBB7.....	\$275.00	CALL	CALL
JERROLD DPBB6.....	\$250.00	CALL	CALL
JERROLD DPV-7.....	\$225.00	CALL	CALL
JERROLD DPV-5.....	\$195.00	\$169.00	\$165.00
JERROLD DRX-3-DIC.....	\$ 95.00	\$ 79.00	\$ 69.00
HAMLIN CRX6600-3M.....	\$ 90.00	CALL	CALL
HAMLIN CRX6000-3M.....	\$ 90.00	CALL	CALL
SCIENTIFIC ATLANTA 8590, 8580, 8536.....	CALL	CALL	CALL

All units come with new remotes.

CONVERTERS

	1	5	10	50
NEW PANASONIC 1453G.....	\$67	\$62	\$59	\$55
Parental Control, Sleep Timer, Remote Batteries				
REFURB JERROLD 400.....	\$49	\$40	\$37	\$32
Basic converter with new remote				

ADD-ON DESCRAMBLERS

	1	5	10
NEW MINI TVT-3G Nickname "1/4 Pounder".....	\$ 62.00	\$ 52.00	\$ 45.00
NEW ORIGINAL TVT-G.....	\$ 65.00	\$ 50.00	\$ 45.00
NEW TBD-P.....	\$ 90.00	\$ 79.00	\$ 72.00
NEW SA-3K.....	\$ 65.00	\$ 48.00	\$ 41.00
NEW TNT Nickname "Star 7".....	\$115.00	\$105.00	\$ 99.00
NEW SA-3-+DF Nickname "M-80".....	\$ 95.00	\$ 85.00	\$ 80.00
REFURB MLD-1200-2 or 3.....	\$ 48.00	\$ 42.00	\$ 35.00

MISCELLANEOUS

FREE Jumper Cables with all Combos. Remote Controls for most cable converters. Interference Filters sold to dealers only. Parental Filters to prevent children from viewing certain channels.

We are now offering a 6-month warranty. In order for warranty to be in effect, this form must be signed and returned.

FOR VCR, SECOND, THIRD, ETC. HOOK-UPS.

Yes, I agree all units are to be used or resold in compliance with Federal and State laws.

Signature _____ Date _____

HOURS: MONDAY THROUGH FRIDAY 8 A.M. TO 6 P.M. EST **NO MICHIGAN SALES**

Name _____ Phone No. () _____

Address _____

City _____ State _____ Zip _____

IT IS NOT THE INTENT OF B&S SALES TO DEFRAUD ANY PAY TELEVISION OPERATOR AND WE WILL NOT ASSIST ANY COMPANY OR INDIVIDUAL IN DOING THE SAME.

51756 Van Dyke • Suite 330 • Shelby, MI 48316 • (313) 566-7248 • FAX (313) 566-7258 24 HOURS

INDUSTRIAL PRODUCTS AT HOBBYIST PRICES!

HC **Protek** TEST INSTRUMENTS

20 MHz Afford-A-Scope



P-3502 **\$389.00**

- Dual channel, 6" CRT.
- Sensitivity 5 mV/div to 20V/div.
- Vertical modes: CH1, CH2, dual, add, subtract.
- Time Base 20 steps from 0.2 μ sec. plus X5 mag, X-Y, video sync.
- Two-year warranty.



Regulated DC Power Supply

- Output 0 - 30V, CV; 0 to 3A, CC.
- Two separate LED Displays (Green for voltage, Red for current).
- Short circuit overload protected with indicator LED.

3003 **\$249.00**

True RMS Expanded Function DMM



D-937 **\$139.00**

- 3-3/4 digit, 4000 count, with bar graph.
- Auto ranging, with optical data output of V- Ω -A-Hz-CAP.
- Has relative set, min/max, memory data & range hold, plus unique adapter mode.
- Supplied with protective holster/stand, deluxe safety probes.

3-3/4 Digit "High Capability DMM"



D-981 **\$125.00**

- Extra Large LCD, 4000 count with Bar Graph.
- Fully auto ranging for AC/DC volts, resistance, temp, capacitance and frequency, plus range and data hold, relative, min/max and auto power off.
- Supplied with protective holster, safety probes, "K" temp. probe.

"Super-Value" VOM




A-403 **\$19.00**

- 20 K Ω /V Sensitivity.
- Measures AC/DC volts, DC current to 10A, resistance, dB and battery test.
- Color coded meter scales, with anti-parallax mirror.
- Overload protected by Silicon Double Diode and 2A/250V fuse.

Controlled-Output Soldering Stations

Weller

WTCPT
\$149.00



- Transformer powered soldering station complete w/lightweight, low voltage, temp. controlled soldering iron
- Special "closed loop" method of controlling maximum tip temperature...to protect temperature sensitive components
- Power unit housing features impact resistant plastic for durability
- Quick disconnect plug for soldering iron and lighted on/off switch
- Station housing and iron are grounded with separate conductor that terminates @ third pin of power cord

Transistors-Diodes-ICs Rectifiers-SCRs-TRIACs



262,000 Item Cross Reference
\$4.95 ea.

#1 Philips ECG Distributor in the U.S.!



RS ELECTRONICS

34443 Schoolcraft, Livonia, MI 48150

1-800-366-7750

FAX 313-525-1184



— \$50 minimum purchase
— Prices do not include shipping or sales tax



FOTRONIC

QUALITY ELECTRONIC TEST EQUIPMENT

Sales • Service

- Specialists in - Fluke, Hewlett Packard, Tektronix
- NIST Traceable/Mil Spec 45662A Calibration Available

We buy surplus Electronic Equipment FAX your list!!!

TECHNICAL SUPPORT

Oscilloscope Specials


Tek 465	100 MHZ	\$419.00
Tek 465B	100 MHZ	\$539.00
Tek 475	200 MHZ	\$619.00
Tek 475A	250 MHZ	\$719.00

ALL EQUIPMENT SOLD WITH WARRANTY

For more GREAT VALUES Call, Write, or FAX
P.O. Box 708, Medford, MA 02155

(617) 391-6858 FAX (617) 391-6903

NOW YOU CAN "SEE" INVISIBLE FIELDS AND AVOID THEM



Most homes and offices have hot spots with strong artificial electro-magnetic fields, where chronic exposure may cause mental or physical problems. Even the EPA names these fields as suspected carcinogens. You can reduce your risk by avoiding these high-field areas.

The *TriField™* meter detects far more of these fields than any other electromagnetic pollution meter. It's the only one that independently reads AC electric fields, AC magnetic fields, and radio/microwaves. It also reads field strengths in all directions simultaneously. Every other meter that sells for under \$500 reads only magnetic and only in one direction — they can entirely miss a magnetic field unless pointed correctly and are blind to radio/microwaves and electric fields, both of which cause biological effects.

The *TriField™* meter reads all three types of fields numerically and with a SAFE/BORDERLINE/HIGH SCALE, weighted proportional to effect on the body. Thresholds are based on epidemiological and laboratory studies. (While no absolute hazard thresholds have been established, reduction of relative exposure is prudent.)

The *TriField™* meter comes ready-to-use with battery, instructions, and one-year limited warranty. The cost is \$144.50 postpaid.

AlphaLab, Inc. / 1280 South Third West / Salt Lake City, UT 84101-3049
For literature and information, call (503) 621-9701

CRESTWOOD PRODUCTS

1825 E. OAKTON ST. DES PLAINES IL 60018
ORIGINATOR, MANUFACTURER & DISTRIBUTOR
VU-THRU VCR DIAGNOSTIC TOOL

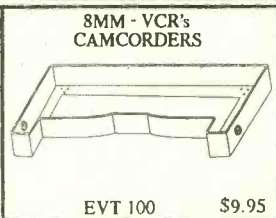

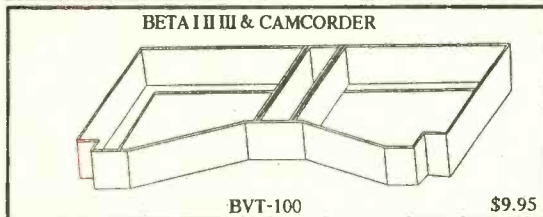
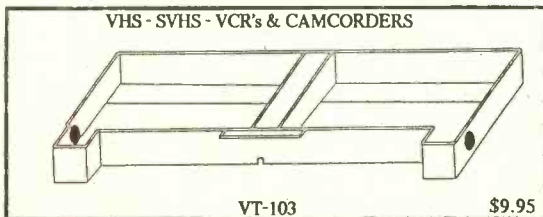
1-800-544-8583

fax 1-708 296-3356 24HRS 7 DAYS
USA & CANADA ORDER TOLL FREE

UNITED STATES PATENT NO. 5,055,960

A USEFUL AND WORTHWHILE TOOL for the
* *PROFESSIONAL * *STUDENT * *EXPERIMENTOR

A PRECISION MOLDED, HIGH IMPACT, CLEAR PLASTIC TOOL THAT REPLACES THE VIDEO CASSETTE WHILE DIAGNOSING THE PROBLEM. THE VCR OR CAMCORDER WILL FUNCTION IN ALL MODES AND THE MECHANISM WILL BE OPEN FOR INSPECTION, MEASUREMENT & ADJUSTMENT



NOTICE !!
THE ORIGINAL VHS VU-THRU TOOL WILL WORK IN ALL VCR'S, NEW UNITS OR OLDER UNITS-FRONT LOAD, -TOP LOAD, -SIDE LOAD, AND CAMCORDERS. INCLUDING THE DISCONTINUED "G" CHASSIS VCR'S.
(see page 9 of our up-dated ILLUSTRATED & COPYRIGHTED instruction manual)

INSTRUCTION MANUAL

HOW TO:

- Clean Video Heads pg 3
- Check tape end sensors pg 5
- Renew drive wheels pg 4
- Adjust loading posts pg 7
- Renew pinch roller pg 6
- Clean erase & audio heads pg 7
- Check Spindle sensors pg 8
- Adjust tape guides pg 9
- Adjust Tracking head pg 7
- USE IN "G" CHASSIS pg 9
- PLUS MANY TIME SAVING TIPS

FREE
WITH ANY ORDER
5 HEAD CLEANING SWABS
1 OZ. HEAD CLEANING FLUID
1 RUBBER RENOVING TOOL
1 INSTRUCTION MANUAL

ANY ONE TOOL \$ 9.95 ea.
\$ 3.50 S&H
\$ 13.45 total

ANY TWO TOOLS \$ 19.90
WE PAY S&H

ORDER ALL FOUR \$ 29.85
WE PAY S&H



COD add \$ 4.50
IL.. orders add 7% sales tax

Electronics Now, November 1993

PRICES YOU CAN'T BEAT!

IMMEDIATE SHIPMENT FROM STOCK • SATISFACTION GUARANTEED

SOUTHPAW ELECTRONICS

Serving The Electronics Industry For Over 50 Years



CAPACITORS

Dipped Solid Tantalum

MFD	VOLT	Price
.22	35	.12 ea.
.47	35	.12 ea.
1.0	35	.18 ea.
2.2	35	.17 ea.
3.3	20	.17 ea.
4.7	35	.24 ea.
6.8	35	.38 ea.
10	16	.28 ea.
10	25	.35 ea.
10	35	.45 ea.
15	16	.25 ea.
22	10	.20 ea.
22	16	.32 ea.
22	25	.45 ea.
33	16	.30 ea.
47	10	.38 ea.
68	6.3	.50 ea.
82	6.3	.50 ea.
100	6.3/10	.75 ea.
150	6.3	1.50 ea.

Minimum 10 Pieces Per Type

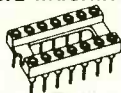
Nichicon - Snap-In Lytic

220MFD 160VDC
(22x30mm)\$.60ea
220MFD 400VDC
(25x50mm)\$1.50ea
470MFD 200VDC
(35x30mm)\$1.75ea
10,000MFD 25VDC
(30x31mm)\$2.25ea



I.C. SOCKETS

Gold Machine Pin



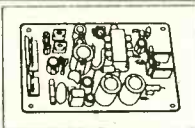
	Each	10/Lot
8 Pin	\$.24	\$2.00
14 Pin	\$.42	\$3.50
16 Pin	\$.48	\$4.00
18 Pin	\$.54	\$4.50
20 Pin	\$.60	\$5.00
22 Pin	\$.66	\$5.50
24 Pin	\$.72	\$6.00
28 Pin	\$.84	\$7.20
40 Pin	\$1.00	\$8.50
48 Pin	\$1.35	\$11.00

115VAC/3 SPEED FAN MOTOR

Mfg: FASCO/USA
RPM 1350/1150/1050
1.25 A, Dual Shaft UL/CSA
Size (w/o shaft) L3"xD3.3"
Shaft size: D. 3"x1"L
\$4.95ea. 10/\$40.00



50 W Zenith Switching POWER SUPPLY



Input: 115/230 VAC 50-60 Hz
Output: 5 VDC @ 3A, +12 VDC @ 2A
-12 VDC .5A
UL/CSA, L 6 1/4" x W 4" x H 2"
Factory New \$14.95 Ea. 10/\$125.

G.E. VOLT-PAC VARIAC (Variable Transformer)



Input: 120VAC/60Hz
Output: 0 - 60VAC @ 5.0 Amp
Model #9T92A1515
Dial Plate Not Included
\$19.95 each

LED's

Standard Jumbo 5MM or 3MM
Red \$.06 ea. 20 piece
Yellow \$.07 ea. minimum
Green \$.07 ea. per item

LED Kit - "Super Value"

All Colors - All Sizes
Kit #100 100 asstd. \$ 4.99/KIT
Kit #500 500 asstd. \$18.00/KIT

Bourns 3/8" Sq Multi-Turn Cermet Sealed Trimpot

25 Turn
#3299P-1-102 1KΩ
#3299P-1-104 100KΩ
\$1.50 each



1/4" Sq. S. Turn Cermet Sealed Trimpot

Equal To Bourns #3362-Side Adj.

500Ω 10 Pcs.
100K \$2.50
1MEGΩ No Mixing



COAX CABLE 50Ω TEFLON DIELECTRIC

Type RG178B/U100'-\$20/1000'-\$145

"HOBBYIST SPECIAL!"



LED

Display Assortment

Contains

Half Digit - Single Digit - Dual Digit Units
Common Cathode & Common Anode
Reds & Greens

A Must For Every Hobbyist - Supply Limited!

25 Piece Assortment

\$9.95



PLUG-IN WALL TRANSFORMERS

	Each	10/Lot
5.6 VAC @ 200 MA	T.I. \$.95	\$ 8.00
9.0 VDC @ 450 MA	G.E. \$3.25	\$30.00
12 VDC @ 100 MA	Pana. \$1.25	\$10.00
14 VDC @ 450 MA	G.E. \$2.50	\$22.00
14 VDC @ 700 MA	G.E. \$3.25	\$30.00
18 VAC @ 1.35 A	T.I. \$4.50	\$40.00
28.5 VAC @ 150 MA	Import \$4.50	\$40.00
18 VAC @ 2.2 AMP	Import \$2.75	\$25.00
20 VAC @ 700 MA		

* Table Top Model/2 Secondaries

NI-CAD RECHARGABLE BATTERY PACK

3.6 V 280 Ma/H
Mfg. VARTA
#3/28OR
\$2.75 Ea., 10/\$25.00



SOLDER

Kester 60/40
Rosin Core Solder
1 lb. Rolls
\$5.99 each



COOLING FANS



	Each	10/Lot
115 VAC 4.7"	\$5.75	\$55.00
12 VDC 4.7"	\$4.75	\$45.00
24 VDC 4.7"	\$3.75	\$35.00
12 VDC 3.5"	\$4.25	\$40.00
24 VDC 3.5"	\$3.75	\$32.00
12 VDC 2.25"	\$4.25	\$40.00
24VDC 2.25"	\$3.75	\$32.00
12 VDC 1 5/8"	\$4.25	\$40.00


AUTO ADAPTERS

Standard 12V Auto Lighter Adapters

18/2 Cable
4' Long
Stripped/Tinned
\$1.20 each 10 Lot/\$1.00 each



With 4 Amp Fuse
No Case
\$1.50 each 10 Lot/\$1.25 each



ELECTRICAL TAPE

Black Electrical Tape
3/4" x 60'
PVC, Made In USA
\$.75 per roll




Standard G.P. Rectifier

IN4004 1A 400V	\$3.00/100
IN4006 1A 800V	\$4.00/100
IN4007 1A 1000V	\$6.00/100

QUARTZ CRYSTALS HC-18

3.579545 MHz	
4.000 MHz	
4.434 MHz	
10.738635 MHz	
17.000 MHz	
18.000 MHz	
24.000 MHz	
36.000 MHz	
48.000 MHz	

\$.75 Ea.
10/\$6.00




ORDER TOLL-FREE 1-800-851-8870

FREE CATALOG & INFORMATION (516) 352-7070 • FAX (516) 775-5091

Minimum Order \$25.00 • VISA - MasterCard • Checks & Money Orders On Mail Orders • Open Account Available To Qualified Firms
No COD • NY, NJ, CT Orders Add Sales Tax • Shipping & Handling \$4.75 For Continental U.S. - All Others Pay Full Shipping Charges
Prices Subject To Change Without Notice • Quantities Limited On Some Items • Call/Write For FULL-LINE CATALOG & Quantity Pricing



Mail Orders To: SOUTHPAW ELECTRONICS, PO Box 886, New Hyde Park, NY 11040-0311



Passive Infra-red Talking Motion Detector III
\$27.50

"Stay out of that refrigerator!", "Watch your step!", "I've fallen and I can't get up!!!" ... The possibilities are mind-boggling with this talking motion detector. You speak into it to record your message (upto 12 seconds long), turn the unit on, and instantly your voice for your mother-in-laws reminds anyone in the vicinity that you were expecting them. Message can be changed with the flip of a switch. Uses 4 AA batteries (not included), or an external power source (built-in jack). May be used independently (80 db output) or with an amplified speaker to blast your message throughout the house. Features a rotating base for accurate detection angles and shelf or table top placement, and includes all mounting hardware for permanent attachment. Approx 4" x 3-1/2" x 1-1/2".



8123 PAGE BLVD * ST. LOUIS, MO 63130
(314)427-6116
9222 CHESAPEAKE DR. * SAN DIEGO, CA 92123
(619)279-6802
2525 FEDERAL BLVD. * DENVER, CO 80211
(303)458-5444
MAIL ORDERS CALL TOLL-FREE
1-800-669-5810
FAX ORDERS (314)427-3147
**ELECTRONICALLY SPEAKING,
GATEWAY'S GOT IT!**



NAKED CLOSED CIRCUIT MINI CAMERA
\$250.00

Not even an itsy bitsy teeny weenie bikini on this little guy! A minisingle board MOS camera without a housing. Great for robotics, surveillance, or any other application you dream up in your innovative mind! Runs on 7-14 VDC @ 80 mA. Available in 110 or 78 degree lens styles, approximate board dimensions: 1-3/4" x 2-3/4". Features a horizontal resolution of 240 and a minimum illumination of 2.0 LUX. 324x246 pixels, electronic shutter, and 1/3" MOS black & white pickup. Don't forget to specify 78 or 110 degree lens!

FUNCTION GENERATOR KIT
\$31.25

A PRACTICAL KIT FOR ANY TEST BENCH, WITH THIS KIT YOU CAN BUILD A VERSATILE LABORATORY INSTRUMENT AT A FRACTION OF THE COST OF CONVENTIONAL FUNCTION GENERATORS; PROVIDES THREE BASIC WAVEFORMS: SINE, TRIANGLE, SQUARE; 1HZ TO 100 KHZ; AC OPERATED.

30 pc. TAMPER-PROOF SECURITY BIT SET \$16.95

Drive bits with hollowed tips designed for those security screws often found in computers and other modern equipment. This set includes 9 different sizes of Torx bits (TT-7 thru TT-40), 4 sizes of square drive bits (S0 thru S3), 7 different sizes of hex bits (from 5/64 to 1/4), as well as flat and phillips bits, a socket holder, a 1/4" adapter, and a magnetic tipped handle to accommodate all the bits in the set. Handle also has a storage compartment for pocket use, and the complete set comes in a sturdy plastic storage case. Ideal for the bench or toolbox.



SO COOL IT'S HOT!
127 THERMOCOUPLES Peltier Junctions

Can coolers, coffee warmers, mini-refrigerators, and aquarium coolers are just a few ideas folks have come up with. Big or small, this little wonder is any hobbyist or experimenter's dream come true!

The peltier junction is a solid-state thermovoltic device. Current applied to the device will produce heat on one side of the device and a cold surface on the other side. Water placed on the surface will freeze or boil depending on polarity of applied voltage. Ideal for applications from 3-12 VDC - whip out a battery and let your imagination run wild! Can be mounted in parallel to increase the "hot" or "cold" effect or they can be stacked in multi-stage cascades to achieve high differential temperatures. DOCUMENTATION INCLUDED!!!

Small Peltier Junction (approximately 1.17" x 1.17" x .12") \$20.00
Large Peltier Junction (approximately 1.56" x 1.56" x .15") \$29.50

THE FINE PRINT: PRICES SUBJECT TO CHANGE WITHOUT NOTICE * GATEWAY IS NOT RESPONSIBLE FOR PRINTING ERRORS * MASTERCARD, VISA AND DISCOVER ACCEPTED * \$10 MERCHANDISE MINIMUM ON MAIL ORDERS * SUPPLY OF SOME ITEMS IS LIMITED * PRICES DO NOT INCLUDE SHIPPING * UPS GROUND SHIPPING/HANDLING WITHIN THE CONTINENTAL U.S. (ITEMS REQUIRING ADDITIONAL AMOUNTS ARE NOTED). \$4.25 FOR THE FIRST ITEM, \$0.50 FOR EACH ADDITIONAL ITEM. * I CAME, I SAW, I DID A LITTLE SHOPPING!



CIRCLE 243 ON FREE INFORMATION CARD

BAREBONZ BK PRECISION BARGAINS



B&K 2120
20MHz Scope
Dual Trace

Reg. \$549

BAREBONZ SALE \$385

MODEL	DESCRIPTION	REGULAR	BAREBONZ SALE
1541B	40 MHz D.T. Scope	\$ 845	\$ 650
2160	60 MHz D.T. Scope	1099	850
2190A	100 MHz 3 Trace Scope	1645	1250
2522A	20 MHz Storage	1099	850
3011B	2 MHz Function Generator	269	210
2005A	RF Generator	275	215
820	.1PF to 1F Cap Meter	269	210
510	Transistor Tester	230	180
1651	Tri-Output Power Supply	429	330
1630	30V 3A Power Supply	315	245
1686	14V 12A Power Supply	199	155
1653	150VAC 2A Power Supply	289	220

ORDER TODAY!

We'll beat ANY dealer's advertised price on new B&K, Fluke, Leader, or Tektronix Equipment we stock.



BAREBONZ DISCOUNT

8103 Elizabeth St. · Niles, IL 60714 · 1-800-392-8415
FAX: 1-800-446-8366

We reserve the right to withdraw this offer without notice.

EPROM+ PROGRAMMING SYSTEM NEEDS NO INTERNAL CARD

EPROMS (24, 28 and 32 pins)
2708, 2758, TMS2716*, 2716
27C16, 2516/32*/64*, 68764/66*
2732/32A/C32, 2764/64A/C64
27128/128A/C128, 27256/C256
27512/C512, 27513*/C011*
27C010, 27C1001 (1 MEG)
27C020, 27C2001 (2 MEG)
27C040, 27C4001 (4 MEG)
40 PIN EPROMS*1.28 & 1 MEG
27C1024, 27C2048, 27C4096
27C210, 27C220, 27C240
FLASH EPROMS
28FXXX, 29FXXX



EEPROMS (24 & 28 PIN)
2804, 2816A, 28C16, 2817A
2864A, 28C64, 28256, 28C256
SERIAL EEPROMS* (8 PIN)
2401/02/04/16, 2444, 8572/82/92
9306/46/56/66, ER1400, M58657
MICRO CONTROLLERS*
8741A, 8742, 8748(B), 8749(B)
8751/C51, 8752/C52, 87C5XX
68705(28 & 40pin), 68HC705
BIPOLAR PROMS*
82SXXX, 74SXXX (16-24 PIN)
*ADAPTER REQUIRED
Diagrams included with manual
Assembled adapters are available

CONNECTS TO YOUR IBM OR COMPATIBLE DESKTOP, LAPTOP OR NOTEBOOK VIA THE **PARALLEL PRINTER PORT**

- SMALL, RUGGED PROGRAMMING UNIT (8"X7"X3") WITH COVER AND CARRY HANDLE
- EXPANDABLE DESIGN SUPPORTS OVER 500 CHIPS PLUS ADAPTS TO NEW DEVICES
- AUTOMATICALLY SETS PROGRAMMING VOLTAGE - NO PERSONALITY MODULES
- READS AND CONVERTS INTEL HEX, MOTOROLA S-BLOCK AND BINARY FILES
- HARDWARE PROTECTED AGAINST DEFECTIVE AND INCORRECTLY INSERTED DEVICES
- APPROVED PROGRAMMING ALGORITHMS - MOST DEVICES PROGRAM IN UNDER 60 SEC.

EASY-TO-USE SYSTEM SOFTWARE

- READ
- PROGRAM
- COPY
- BLANK CHECK
- PROGRAM DEVICE FROM DISK
- SAVE BUFFER TO DISK
- LOAD BUFFER FROM DISK
- BYTE SPLIT/SHUFFLE
- COMPARE DEVICE
- DEVICE CHECKSUM
- BUFFER EDITOR
- SELECT DEVICE TYPE

PLUS AN INTEGRATED BUFFER EDITOR WITH 20 BYTE LEVEL COMMANDS

SYSTEM INCLUDES: PROGRAMMING UNIT, POWER PACK, CONNECTING CABLE, OPERATION MANUAL & SOFTWARE **\$289**

SOFTWARE AVAILABLE ON 3 1/2" OR 5 1/4" DISK (PLEASE SPECIFY)
CALL ABOUT OPTIONAL ADAPTERS - A SOFT TRAVEL CASE IS AVAILABLE FOR \$19.00

TO ORDER SEND CHECK, MONEY ORDER, WRITE OR CALL:

ANDROMEDA RESEARCH
P.O. BOX 222
MILFORD, OHIO 45150
(513) 831-9708
FAX (513) 831-7562

VISA **MASTER CARD**


ADD \$5.00 FOR SHIPPING **ADD \$5.00 FOR C.O.D.**

MADE IN THE U.S.A. - WRITE OR CALL FOR MORE INFORMATION OR A DATA SHEET

Electronics Now, November 1993

**BUEHLER
500:1 DC
GEARMOTOR**


12 VDC, 70-110 mA, 10 RPM, 28 oz./in. torque, operating range 4-30 VDC. Measures approx. 1.5" x 1.5" x 1.25". Output shaft is 1/8" x 1/16". (93M003)



\$7.95 each

**MOTOR
BRAKE
ASSEMBLY**

24V @ 250 mA nominal. 0.375" shaft. OD: approx. 2.375". Height: 1.1875". Mounting: four holes on 2" diameter circle. Disengages when energized. (93M004) **\$5.95 each**



**SCHOTTKY
"HOT CARRIER"
DIODE**


V_{BR} 3.2V. V_F 250 mV @ 1 mA. C_{50} 0.1 pF nom. @ 0 V. R_D 12 Ω typ. Usable to 20 GHz. Ideal for microwave mixers and other applications. Metelics #M2X1168. (93S018) **99¢ each - 25 for \$19.95**



**SURFACE MOUNT
Dual Wideband JFET
Op Amp**

LF412. (93I012) **\$1.95 each**

Other Surface Mount in Stock! Call or Fax for Stock Check.



**HIGH SECURITY
CYLINDRICAL LOCK**

For cabinet doors. 1" long x 7/8" dia. cylinder with 5/16" x 1 1/2" threaded shaft with mounting hardware. P/N E3-56-715-50. (93Z020) **\$9.95 each**



SWITCH BONANZA

Assorted switches. May include rotary, toggle, slide, "micro," breaker, pushbutton and weird. (92B012) **50 for \$4.95**



CLEAN AIR MACHINE
Negative ion generator. New. (93U011) **\$19.95 each**


**ROBOT
ARACHNID**

A smart electronic toy that performs "wiggle" tricks ("come," "sic 'em," "obey," "go play") to your command. "Sleep" mode conserves batteries. Uses 4 "C" cells (not included). (93T002) **\$29.95 each**



**3-POLE 45 MHz
CRYSTAL FILTER**

14 KHz bandwidth. Used in cellular telephone IF strips and other applications. (93P015) **\$4.95 each**




**CERAMIC HV
CAP**

"Door knob" style transmitting capacitor. 1000pF \pm 20%, 5 KV X5U temp. coefficient. (93P016) **\$4.95 each
10 for \$39.95**



3-CAVITY DIELECTRIC FILTER

1226 MHz. Matsushita P/N GPS1226. (93P014) **\$9.95 each**



3-SECTION DIELECTRIC FILTER

1875 MHz. Matsushita P/N GPS1575. (93P013) **\$9.95 each**



**TWO
RIGHT-ANGLE
LED'S**

Two size T-1 green LEDs in housing. (93L004) **39¢ each
3 for \$1.00**



**EVEREX EV626 VISION
VGA GRAPHICS ADAPTER**

Full analog monitor support. Compatible with standard monitors including multifrequency (analog) and IBM PS/2 analog (8514, 8513, 8512, 8503). Supports VESA Super VGA BIOS extension as well as VESA 800x600 display modes and timings. Simultaneously outputs VGA S-Video, composite, and component video. Capable of overlaying VGA graphics over any of the following video formats: RGB, composite, or S-Video. Resolution to 1280x1024. Software selectable gen-lock enable and mode. Windows compatible. Brand new with software and documentation. (93C020) **\$249.00**



HDSP-2451



QDSP-2009

H-P ALPHANUMERIC DISPLAYS

Serial in/parallel out 7-bit shift register drives constant current LED row drivers. Columns are strobed externally. Operating voltage 5V nom.; operating current 95 mA max. (all segments on). • **H-P #QDSP-2009** (equivalent to HDSP230X). 5mm (0.200") high. Ceramic package 12 pin DIP 0.25" row spacing. (93L005) **\$19.95 each** • **Yellow H-P HDSP 2451**. 6.9mm (0.27") high. Hermetically sealed 28 pin DIP. 0.6" row spacing. (93L006) **\$39.95 each**

**BRAND NEW
SOLAR PANELS!**

12 V, 1 W, 6" x 12". (92E002)


\$17.95 each



4 Volt, 0.5 Watt, 3" x 5" (92E003) **\$7.95**
9 Volt, 1 Watt, 5" x 5" (93E004) **\$12.95**
12 Volt, 1 Watt, 4" x 12" (93E005) **\$14.95**
12 Volt, 2 Watt, 6" x 12" (93E006) **\$24.95**
12 Volt, 4 Watt, 12" x 12" (93E007) **\$39.95**

**400 DPI
MOUSE**

Microsoft and Mouse Systems compatible for IBM/compatible systems. Dynamic resolution and fast tracking speed at 400 DPI. Opto-mechanical encoder. Model #G25200000-C. (93C019) **\$9.95**

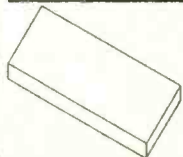


SHURE 444 MICROPHONE

(93V004) **\$29.95**

**PRAIRIETEK 220 2.5" 20 MB
IDE HARD DRIVE**

2.5" form factor; AT only. (93C021) **\$79.00**





**DOMINO SIZED
MAGNET**

1.75" x 0.75" x 0.25". Approx 500 Gauss. (92N002) **3 for \$9.95**



**CUP-SHAPE
NYLON BRUSH**

... for use in Moto Tool or similar hand-held tools. Brush is 1/2" diameter with 3/32" x 1 1/2" shaft. Medium stiffness. Box of six brushes. (93Z019) **1 Box - \$1.95 or 5 Boxes - \$8.95**



ALLTRONICS

2300 Zanker Road • San Jose, CA 95131
Phone (408) 943-9773 • Fax (408) 943-9776
6283 Industrial Road • Las Vegas, NV 89118 • (702) 897-7237
2888 S. Main Street • Salt Lake City, UT 84115 • (801) 485-5117



Minimum order \$15.00.
CA & OH residents add local sales tax.
Shipping additional on all orders.

5" PORTABLE COLOR TV KIT

- LEARN HOW TVS WORK
- 4 WAY POWER

BUILDER FRIENDLY

Have an enjoyable experience building and testing your own TV. Show friends & family what you built! No technical experience necessary. Learn basics of color TV theory and operation.

\$271.51

- FREE Shipping
- Quantity Discount



Model
544

TRULY PORTABLE Can be battery operated, weighs 6 Lbs. Powered by: 110 VAC (AC Adapter supplied), 12VDC (Cord supplied), D cells, or rechargeable batteries. Features include: Antenna/Cable Jack, Video and Audio In Jacks, Auto Color, Speaker, Earphone, Tilt Stand & MORE!

SUCCESS GUARANTEED

Comprehensive Instruction Book; 89 pages with clear, well-illustrated step-by-step assembly and testing instructions. FREE Factory Service for any TV that doesn't work when built. Major PCBs are factory assembled, tested and aligned.

ORDER TODAY!

Phone: VISA/MasterCard

Mail: Check or Money Order, VISA/MasterCard

800-854-7393

Graymark

Box 5020 Santa Ana, CA 92704

Call or Write for FREE CATALOG

CIRCLE 290 ON FREE INFORMATION CARD

* THE BEST *


8085 MICROPROCESSOR TRAINING SYSTEM

No other training system we know of comes close to matching the PRIMER's features at this low price. The PRIMER teaches more and is easier to use than other comparably priced trainers. The over 100 page Self Instruction manual takes you from binary number systems, to processing interrupts, to interfacing temperature sensors. The 8085 based PRIMER TRAINER comes complete with Monitor Operating System software, digital I/O, A/D, D/A, timer, speaker, display and keypad.

Learn how to program and interface at the machine level with the PRIMER TRAINER.

Start programming with machine language, then move on to Assembler, and then continue on with multi-tasking BASIC or Forth compilers. Ideally suited for beginners as well as advanced high-level programmers and engineers.

THE PRIMER IS \$99.95 QUANTITY 10 OR ONLY \$119.95 QUANTITY 1 IN KIT FORM. THE PRIMER ASSEMBLED & TESTED BY EMAC IS \$169.95. ORDER NOW AND RECEIVE A FREE POWER SUPPLY. PLEASE ADD \$5.00 FOR SHIPPING.



EMAC, inc.

618-529-4525 FAX: 618-457-0110

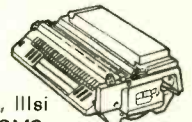
P.O. BOX 2042 CARBONDALE, IL 62902

Toner Cartridge Recharge

Kits—Supplies—Service

Everything you need to recharge toner cartridges used with Canon based laser printers and personal copiers.

Use with HP: LaserJet, II, IID, IIP, III, IIIP, IIIsi
Apple: LaserWriter, LaserWriter II NT, II NTX, QMS:
Kiss, PS-800, PS-810, Canon: LB-P8A1, A2, II, OKI, NEC, Ricoh, etc
With our **Kits—Supplies—Service** you can start your own profitable recharge business or just recharge your own cartridges.



Model	Recharge Kits/Supplies	Dealers Please Call
TR-300	Recharge Kit for CX type laser printer engines.	\$21.95
TR-302	Recharge Kit for SX type laser printer engines.	\$26.30
TR-304	Recharge Kit for HP IIP (LPB-4) laser printer.	\$21.95
TR-325	Recharge Kit for PC-10/12/14/20/24/25 copier.	\$25.50
TR-370	Recharge Kit for Sharp Z-50/55/70 copier.	\$34.95
4080	Replacement Toner Kit for Ricoh 4080 laser.	\$35.95ea/5
6000	Replacement Toner Kit for Ricoh 6000 laser.	\$14.25ea/10
9710	200 grms of high quality black toner for CX.	\$9.95ea/10
9730	250 grms of high quality black toner for SX.	\$12.50ea/10
8011-Blue/Br	200 grms of Blue/Brown toner for CX & SX.	\$22.95ea/10
8057	150 grms of high quality black toner for PC.	\$10.95ea/10
Felt-CX,SX	replacement treated felt for all models.	\$0.90ea/10
SS-CX,SX	seal strips for sealing in toner for reshipping	\$0.85ea/10
DPP	Drum Padding Powder (pixie dust)	\$12.95
EverDrum™	OPC drum life extender agent. 40+ applications	\$34.95
C2094	3M Toner Vacuum with attachments.	\$199.95

Instructions Available Free to Customers!

Call 800-221-3516 ask for our catalog.




Chenesko Products, Inc.

2221 Fifth Ave., Suite 4, Ronkonkoma, NY 11779
Call: 516-467-3205, Fax: 516-467-3223

Unbeatable Discount Prices

1 YEAR WARRANTY
15 DAY MONEY BACK GUARANTEE



Four Instruments in One Instrument

MT-100


Reg. \$595.

\$399.00

- 1 Function Generator**
 - Sine, Square, Triangle, Pulse, Skewed Sine, Ramp, TTL
 - 0.02 Hz ~ 2MHz
- 2 Frequency Counter**
 - 8 Digit LED
 - 1 Hz ~ 100MHz
 - ± (1 Hz + 1 dgt. + Time Base Error)
- 3 Power Supply**
 - 3-1/2 Digit LCD
 - Triple output: #1. 0-50V, 0.5A MAX
 - #2, 15V, 1A #3. 5V, 2A
- 4 Digital Multimeter**
 - 3-1/2 Digit LCD
 - DCV, ACV, Ω, DCA, ACA
 - ± (0.5% + 2 dgt)

BEST BUY! O'SCOPES

2 Yr. Parts/Labor Warranty



25 MHz Dual

Reg. \$525.

\$299.00

25 MHz Dual

w/Component Test

Reg. \$595.

\$379.00

40 MHz

Dual/Delay

Reg. \$695.

\$499.00

OS-3304/3324, 25 MHz

- DC to 25 MHz. Dual Channel
- 6" Rectangular CRT with Internal Graticule 10x8cm (Phillips P31)
- Uncalibration LED.
- High Sensitivity 1 mV/div to 20V/div X-Y modes, Z Axis (intensity modulation)
- Rise time 14n Sec. or less.
- Full TV Trigger for TV-V & TV-H
- Acceleration Potential 2kV

OS-3315, 40 MHz Sweep Delay

- DC to 40 MHz. Dual Channel
- Delayed Sweep 100nS to 1 Sec.
- 6" Rectangular CRT with Internal Graticule 10x8cm (Phillips P31)
- Uncalibration LED.
- High Sensitivity 1 mV/div to 20V/div X-Y modes, Z Axis (intensity modulation)
- Rise time 8.5nS or less.
- Full TV Trigger for TV-V & TV-H
- Acceleration Potential 12kV

GoldStar Oscilloscopes

- OS-7020A. 20MHz Dual
Reg. \$525. **\$395.00**
 - OS-902RB. 20MHz Dual/Read Out
Reg. \$795. **\$595.00**
 - OS-9040D. 40MHz Delay
Reg. \$695. **\$575.00**
 - OS-904RD. 40MHz Dual/Read Out
Reg. \$695. **\$595.00**
 - OS-8100. 100MHz 8 Trace
Reg. \$1,395. **\$1,145.00**
- Other Models Call for Price

FG-150

Reg. \$395. **\$229.00**



2MHz Sweep / Function Generator w/Built-in Frequency Counter

- 4 Digit LED Display
- 0.2 Hz ~ 2.0 MHz
- Sine, Square, Triangle, Pulse, Skewed Sine, Ramp, TTL
- Linear or Logarithmic Sweep
- Variable DC Offset Control
- 10 MHz Frequency Counter

Best Buy! 1.0 GHz Counter FC-200


Reg. \$395. **\$199.00**



High Resolution Frequency Counter

- 1.0 Hz ~ 1.0 GHz
- 8 Digit LED Display
- Auto & Manual Range
- Measured Value Hold
- 4 Selectable Gate Times
- Below 20mV Input Sensitivity
- 1mΩ & 50Ω Input Impedance
- 10:1 Input Switchable Attenuator

Reg. \$199. **\$119.00**



RF Signal Generator, SG-310 100KHz - 150MHz

- 100KHz ~ 150MHz, 6 Ranges.
- Accuracy : ± 5%
- RF Output: 100 m Vrms (Up to 35MHz Unloaded)
- Modulation
Int. 1KHz (AM) 30%
Ext. 50Hz ~ 20KHz
- Audio Output: 1KHz Min 2 Vrms


Reg. \$199. **\$119.00**



Audio Generator, AG-350 10Hz ~ 1MHz

- 10Hz ~ 1MHz, 5 Ranges.
- Accuracy : 5% ± 2
- Output Impedance : 600Ω
- Sine Wave Output
 - Range : 10Hz ~ 1MHz
 - Output Voltage : 8 Vrms
- Square Wave Output
 - Range : 10Hz ~ 100KHz
 - Output Voltage : 15Vp-p


Reg. \$249. **\$159.00**



DC Power Supply, PS-500 0-30VDC, 0-3A

- 0 ~ 30VDC Continuously Variable
- Regulation : ≤ 0.01% + 3mV
- Ripple Voltage : p-p ≤ 2m Vrms; ≤ 1mV
- 0.1A ~ 3A Constant Current
- Regulation : ≤ 0.2% + 3mA
- Ripple Current : ≤ 3m Arms
- Short Circuit Overload Protection w/Indicating Lamp

Reg. \$399. **\$289.00**



DC Power Supply, PS-540 0-16VDC, 0-10A

- 0 ~ 16VDC Continuously Variable
- Regulation : ≤ 0.01% + 3mV
- Ripple Voltage : p-p ≤ 2m Vrms; ≤ 1mV
- 0.1A ~ 10A Constant Current
- Regulation : ≤ 0.2% + 3mA
- Ripple Current : ≤ 3m Arms
- Short Circuit Overload Protection w/Indicating Lamp

Oscilloscope Probes Switch Selectable X1 / X10

- HP-9060, 60MHz
Reg. \$29. **\$15.00**
- HP-9150, 150MHz
Reg. \$49. **\$22.00**
- HP-9250, 250MHz
Reg. \$59. **\$29.00**


Auto Bargraph w/Holster



DM3200
Reg. \$99.
\$59.00

- Auto & Manual
- 3-1/2 Digit
- 32 Seg. Bargraph
- Diode Test
- Continuity Beeper
- Data Hold
- Auto Power Off
- Low Battery Mark
- Over Range Mark
- Holster

Multimeter Multi-Function w/Holster



DM3000
Reg. \$69.
\$44.00

DM3050
Reg. \$99.
\$54.00

DM3100
Reg. \$99.
\$54.00

- 3-1/2 Digit
 - 1.5" Big LCD
 - Heavy Duty, 20A
 - Capacitance
 - TR-hFE
 - Diode
 - Low Battery Mark
 - Over Range Mark
 - Protective Holster
 - Tilt Stand
- DM3050 Only
 - Frequency
 - Continuity Beeper
 - DM3100 Only
 - Temperature w/ Optional Probe
- Reg. \$15 **\$8.00**
- Continuity Beeper

BMC Your Best Source for High Standard Electronics
13700 Alton Pkwy., Ste. 154-282
Irvine, CA 92718

Order & Free Catalog
800-532-3221

(714) 586-2310 Fax (714) 586-3399



November 1993, Electronics Now

ALL ELECTRONICS CORP.

SELLING ELECTRONIC PARTS AND SUPPLIES SINCE 1967

JUMBO LED'S



Big, bright 10 mm dia. LED's will attract attention in any display or panel. Twice the dia. of regular LED's, stand about 10 mm above panel.

RED MAXI LED CAT# LED-22R
GREEN MAXI LED CAT# LED-22G

3 for \$1.00

4 (USED) AA RECHARGEABLE BATTERIES



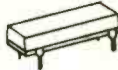
Battery pack with 4 AA nickel-cad batteries in series to make a 4.8 volt pack. Batteries have solder tabs and can be separated and reconfigured.

\$ 2.00
per pack

CAT# NCB-41AAU

SOLID STATE DIP RELAY

International Rectifier # DP61K "Chipswitch" SPST normally open solid state relay in DIP configuration. AC Load: 300 ma., 20-280 Vac DC Input (turn on): 5 to 25 ma.



The DC input can be any voltage as long as the current is maintained between 5 and 25ma. Use a dropping resistor to do this. LARGE QUANTITIES!!!

CAT# SSRLY-03

\$ 1.50 each
25 for \$31.25

UV "INVISIBLE" INK PEN




When the ink dries the writing of these felt tip pens is visible only under a UV "black light". Originally for marking personal belongings in case of theft, these pens might also be used for writing secret messages or marking merchandise for inventory control.

3 for \$ 1.00

100 for \$ 25.00

CAT# UVP



Make PC Boards in Minutes...

Prototypers, developers and hobbyists can now make PC boards direct from CAD, PCB layout systems or magazines using a photocopier, or laser printer. Techniks Inc's new "Press-n-Peel" copy paper allows you to photocopy PC artwork and iron it onto copper-clad board. It can then be chemically etched in the usual fashion. The process is so easy and fast you won't believe it.

CAT# TEK-5

Five
8 1/2" X 11"
sheets
and instructions.

\$ 9.95
per pack

CARBIDE DRILL BITS (USED)

High quality, solid carbide drill bits with 1/8" shanks. Ideal for precision drilling.



These bits were used in PC board manufacturing and were routinely removed from service while they still had lots of life in them. Available in the following sizes:

#	SIZE (")	CAT#
81	0.013	DRB-81
78	0.016	DRB-78
73	0.024	DRB-73
71	0.026	DRB-71
68	0.031	DRB-68
67	0.032	DRB-67
66	0.033	DRB-66
65	0.035	DRB-65
63	0.037	DRB-63
61	0.039	DRB-61
59	0.041	DRB-59
58	0.043	DRB-58
57	0.045	DRB-57
56	0.046	DRB-56
55	0.052	DRB-55
54	0.055	DRB-54
49	0.073	DRB-49

Minimum Purchase 10 Pieces Of One Size

10 of one size \$ 5.00

50 of one size \$ 20.00

TRANSISTORS Special Purchase Large Quantities

NPN, TO-92 transistors. Two types available:

SAMSUNG # KSR1009 (R1009902). Same as 2N3706, 2N3708 or 2N3711. Crosses to ECG 85/289A or NTE 85/199. CAT# TRX-1

12 for \$ 1.00

100 for \$ 5.00 (5¢ each)

1000 for \$ 30.00 (3¢ each)

NATIONAL House numbered part # 136207C0058 Same as MPSH11. Crosses to ECG or NTE 229. CAT# TRX-2

12 for \$ 1.00

100 for \$ 5.00 (5¢ each)

1500 for \$ 45.00 (3¢ each)

VIDEO/RF MODULATOR

Originally made for use with the Commodore computer, these good quality video modulators were probably

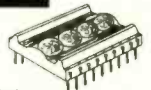


originally designed for 9 Vdc use, but they operate well on 6-12 Vdc. They accept color video and audio, and a selector switch is provided for output to channel 3 or 4. Easy to hook-up. Requires a 6-12 Vdc power supply or wall transformer and a connector to interface with your audio/video source. Output is an RCA jack. Hook-up instructions included. 3" X 1.47" X 0.75". CAT# AVMOD-3

\$ 5.00 each

4 Digit Alphanumeric Intelligent Display

Siemens # DL-2416T. End-stackable, four digit display module with built-in CMOS memory decoder/driver.



High contrast, 0.160" high magnified red characters. Direct access to each digit independently and asynchronously. ASCII format. 5 volt logic, TTL compatible. Module size: 1" X 0.8" X 0.25" Includes specs and instructions. Sells elsewhere for as much as \$19.95.

CAT# DL-2416T

\$ 4.95 each

Electronics Now, November 1993

Call Or Write
FOR OUR
FREE 64 PAGE
CATALOG
OUTSIDE THE U.S. SEND
\$2.00 POSTAGE


ORDER TOLL FREE **1-800-826-5432**

Minimum Order \$10.00 • All Orders Can Be Charged To Visa, Mastercard Or Discovercard • Quantities Limited • California, Add Sales Tax • Shipping And Handling \$4.00 For the 48 Continental United States - All Others Including Alaska, Hawaii, P.R. And Canada Must Pay Full Shipping • No C.O.D. • Prices Subject to change without notice.

ALL ELECTRONICS CORP.

QUALITY PARTS • DISCOUNT PRICES • FAST SHIPPING

MOTOR SPEED CONTROLLER AND TIMER



With a minimum of external wiring, this PC board will control the speed and duration of a 120 Vac motor or other load up to 300 watts. When activated, motor will operate for 10, 20 or 40 minutes or continuously at high, medium or low speed. To simplify hook-up we recommend using our membrane keypad, CAT# KPM-12 (\$1.25 each) which, with slight modification works with this device. Instructions included.

\$ 3.00 each

CAT # MSC-5

PLOTTER PENS

TI-1 style plotter pens. Assorted colors. 5 pens per pack.



For use on the following plotters:

Hewlett-Packard (all), Houston Instruments (695A & Image Maker), Roland DG(DX-101, DXY-800), Enter (Sweet P600), IBM (all), and many other compatible plotters.

Two styles, paper and transparency, are interchangeable. Paper inks are lighter than transparency inks.

BLACK, transparency, 0.3 mm tip CAT# TR-3BK
BLACK, transparency, 0.7 mm tip CAT# TR-7BK

GREEN, paper, 0.7 mm tip CAT# PA-7G
GREEN, transparency, 0.3 mm tip CAT# TR-3G
GREEN, transparency, 0.7 mm tip CAT# TR-7G

BLUE, paper, 0.3 mm tip CAT# PA-3B
BLUE, paper, 0.7 mm tip CAT# PA-7B
BLUE, transparency, 0.3 mm tip CAT# TR-3B
BLUE, transparency, 0.7 mm tip CAT# TR-7B

RED, paper, 0.3 mm tip CAT# PA-3R
RED, paper, 0.7 mm tip CAT# PA-7R
RED, transparency, 0.3 mm tip CAT# TR-3R
RED, transparency, 0.7 mm tip CAT# TR-7R

ASSORTED 5 DIFFERENT COLORS

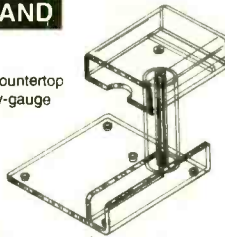
ASSORTED, paper, 0.3 mm tip CAT# PA-3A
ASSORTED, paper, 0.7 mm tip CAT# PA-7A
ASSORTED, transparency, 0.3 mm tip CAT# TR-3A
ASSORTED, transparency, 0.7 mm tip CAT# TR-7A

All Plotter Pens Are In Packs Of Five

\$ 2.00 per pack

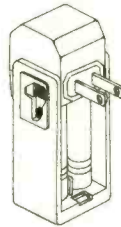
ACRYLIC STAND

Organize your desk or countertop with this attractive heavy-gauge acrylic stand originally designed for Verifone transaction microcomputer and printer. Makes a nice desk stand for all kinds of equipment, monitors, phones or calculators. Made entirely of crystal clear acrylic except for the metal rod that holds the top and bottom together, the unit consists of a 0.375" thick X 10.81" X 9.75" base. The top assembly is a 2.25" diameter X 6.31" long acrylic tube connects the two pieces. Requires assembly. Weight: 5 lbs, 10 oz.



CAT # PLEX-1

\$ 6.00 each



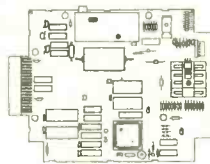
AA NICKEL CADMIUM BATTERY CHARGER

SANYO# NC-452 Battery charger for 2 or 4 AA nickel cadmium rechargeable batteries. Plugs into wall outlet and charges batteries in 8 to 10 hours. Can be folded for easy carrying and storage. 3.25" X 1.6" X 1.81" when folded. UL listed.

CAT# AAC-1

\$ 2.50 each

PC BOARD with RF MODULATOR (and lots of other parts)

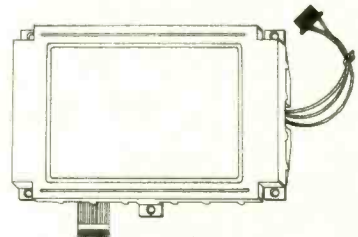


PC board which contains among other things, a RF modulator. With a little desoldering you should be able to liberate a working unit from this board. Also contains 7805T voltage regulator with a couple of heatsinks, 20 assorted ICs, capacitors, resistors, diodes and connectors. No hook-up information available on the modulator.

CAT# VMB-1

\$ 1.50 each

LCD GRAPHIC DISPLAY 640 X 480 DOT MATRIX



Sharp # LM641481 Originally designed for Compaq Laptop Computers, this back-lit monochrome 640 X 480 dot matrix display has been upgraded with a 0.048" thick anti-reflection coated glass panel which reduces reflected light and makes the unit more scratch resistant. The overall viewing area is 6.25" X 8". Built-in high-speed LCD drivers (SED1600F). Interface through flexible 14 conductor ribbon cable. Logic supply voltage: 5 Vdc. LCD drive voltage: -16.5 Vdc. Spec. and hook-up diagrams included. CAT # LCD-11


Original value OVER \$ 300.00.

\$ 35.00 each

MULTI-SWITCH ASSEMBLIES

BLOW-OUT SPECIAL!!!

Multi-pushbutton switch assemblies. Non-interlocking, switches work independently. All switches have solder loop terminals on one side and pc pins the other. Assemblies have mounting holes on 2.86"



1 - 4PDT, 2 - 6PDT, 1 - 8PDT switches. CAT# NISW-7

50 ¢ each



2 - 2PDT, 2 - 6PDT switches. CAT# NISW-8

50 ¢ each



3 - 2PDT, 1 - 4PDT switches. CAT# NISW-10

50 ¢ each

FAX (818) 781-2653 • INFORMATION (818) 904-0524

Mail Orders To:
ALL ELECTRONICS CORP.
P.O. Box 567
Van Nuys, CA 91408



Visa, Mastercard, Discover, Checks, Money Orders Accepted On All Orders

RETAIL STORES LOCATED IN Los Angeles and Van Nuys CALIFORNIA

TOP SECRET



CONSUMERTRONICS

2011 Crescent Dr., P.O. Drawer 537
Alamogordo, NM 88310

(505) 434-0234, 434-1778

FAX: (505) 434-0234 (if you get answering machine press "1", then "1" any time)

VOICE LINES: 8 AM - 8 PM MST, Mon-Sat
FAX (orders only): 24-hour, 7 days/week

Add \$5 total S/H (USA, Canada). All items in stock. COD (UPS cash only), VISA, MasterCard OK. New Catalog is \$2 w/ order, \$4 w/o (no free catalog). In business since 1971. As seen on TV, etc. John Williams - former Lockheed Senior Engineer, NMSU Professor of Computer Science, NIH Health Physicist. Educational purposes only.

*All software supports all IBM-PC compatible systems (8086-80486)

Off-The-Shelf HARDWARE

Van Eck Systems, Automated Tempst Module, KX Radar Emitter, Carjacking Foiler, Personal Body Alarm, Voice Disguiser, Hearing Assistant, Shriek Module, EMI Countermeasure, Omnimax TENS, 6th Sense Communicator, many nifty Phone Boxes, Bumper Beeper, Subliminal Mixer/Amp, Super MWG, Rifle Device, Neurophone, Hieronymus Machine, MU Magnetometer, Data Card Reader/Writers, Dwelling Security System, Levitator, Vortex Generator, Ultrasonic Jammer & Receiver, Stealth Paint - more! See our Catalog.

SPECIAL PROJECTS

We design, build, repair, modify, maintain and/or consult on any device, system, process or project - electrical, electronic, computer, phone, mechanical, optical, automotive, etc. - for prototyping. Confidentiality guaranteed. Describe and include \$25 pre-engineering fee (does not obligate you). Time and cost estimates in 7-10 days.

CELLULAR PHONE PHREAKING

How cellular phones are designed, operated, re-programmed. How cellular systems are vulnerable to hack attacks, and countermeasures. Comprehensively describes modifying NAMS and ESNs (includes specific info. on 30+ popular models), scanning, scanner restorations (includes UHF TV method), freq and channel allocations, roaming, tracking, ECPA - more! \$39.

VOICE MAIL HACKING

How Voice Mail Box (VMB) systems are used and the specific ways they are hacked. Includes ASPEN, MESSAGE CENTER, BIX, GENESIS, EZ, SYDNEY, PHONE MAIL, AUDIX, CINDY, CENTAGRAM, SPERRY LINK, RSVP, etc. Absolutely required for all users and sysops! \$29.

PBX HACKING

Thousands of PBXs are hacked to the tune of about \$8 Billion/yr! While our 'VOICE MAIL HACKING' details how VMBs are hacked for 'phun' and profit - including VMS methods for hacking PBXs themselves - 'PBX HACKING' addresses ALL issues relating to PBX hacking, including countermeasures! Can your business or agency afford a \$90,000 phone fraud loss (the average loss due to hacked PBXs)? As described in Forbes Magazine. \$39.

PHREAKING CALLER ID AND ANI

Details on how they work and dozens of effective ways of defeating Caller ID, ANI, '68, '57, and Call Blocking and '67. Also describes Caller ID, Orange, Beige, Cheese and CF Boxes, ESS, SS7, E-911, various CLASS services, CNV, A, NON PUB DA, CAMA, DNR, 800-ECR, Diverters, LD Extenders, Context - more. \$29.

PHONE COLOR BOXES

As designed by Phone Phreaks! 15 phone color boxes described. Dozens of circuits, simulator programs. Plus call-forwarding, conferencing, phreak history, 50 useful and legal phone circuit plans - more. \$29.

ROBOFONE AUTODIALER

Powerful, versatile, menu-driven 'Wargames' autodialer lets you dial any quantity (up to 10K) or mix of local/long distance numbers in any order, over any length of time, whether busy or answered (your choice) and log the times, commands and results to monitor, printer and/or disk. Quick-dial directory of up to 800 numbers. BUSY read options. Direct modem command and control. All Result Codes, including VOICE and RINGING. Optional shell to terminal program upon CONNECT. Exit to menu or DOS (for batching). Manual + Disk* \$29.

COMPUTER PHREAKING

TROJAN HORSES, VIRUSES, WORMS, etc. and countermeasures. Includes disk with 360K of hacker text files and utilities, and legendary FLUSHOT* protection system (Ed. Chotca, PC Magazine). Dozens of computer crime and abuse methods and countermeasures. How systems are penetrated. BBS advice, password defeats, glossary - much more! Manual + Disk* \$39.

BEYOND VAN ECK PHREAKING

Eavesdropping on VO and TV video signals using an ordinary TV! Documented in security industry literature. Range up to 1 KM. Plans include both the Consumertronics and the original Top Secret Van Eck designs! \$29.

CRYPTANALYSIS TECHNIQUES

Five powerful menu-driven crypto programs (in COM and their .BAS sources) to analyze, decrypt 'secure' ciphertexts. Worked-out examples. Recommended in prestigious COMPUTERS & SECURITY. Manual + Disk* \$29.

ULTIMATE SUCCESS MANUAL

Undisputed? Harassed or abused? Manipulated? Taken for granted? Stuck in a dead-end job? Can't find a good job? Expect to be laid off, fired or transferred soon? The ultimate no-holds-barred, looking-after-#1 Machiavellian techniques to find, obtain, optimize and keep top jobs, pay and benefits. THE RULES OF THE GAME FOR A GAME WITHOUT RULES! From first resume to CEO. \$29.

STOPPING POWER METERS

As reported on CBS "60 MINUTES": How certain devices can slow down - even stop - watt-hour meters - while loads draw full power! Device simply plugs into one outlet and normal loads into other outlets. Also describes meter creep, overload droop, etc. Plans \$29. THE I.G. MANUAL: External magnetic ways (applied to the meter itself) to slow down and stop watt-hour meters while drawing full loads. Plans \$19. KILNDR METERS: How watt-hour meters work, calibration, error modes (many), ANSI Standards, etc. Diamond and Polyphase Meters. Experimental results to slow and stop meters by others. \$19. Any 2, \$38. All 3, \$59.

AUTOMATIC TELLER MACHINES

ATM crimes, abuses, vulnerabilities and defeats exposed! 100+ methods detailed, include: Physical, Reg. E, cipher, PIN compromise, card counterfeiting, magnetic stripe, false front, TEMPEST, Van Eck, tapping, spoofing, inside job, super-cool, vibration, pulse, high voltage - others. Case histories, law, countermeasures, detailed security checklist, labeled internal photos, figures. ATMs contain up to \$250,000 in cash! Recent \$350,000 ATM crime spree still unsolved! \$39.

CREDIT CARD SCAMS

Cardholders, merchants and banks suffer \$3 Billion in losses annually because of credit card fraud. Describes every known means of credit card fraud and scans. Protect yourself! \$29.

CONS & SCAMS

Cons & scams fleece Americans of \$100+ Billion per year! The most comprehensive survival manual on cons & scams of all kinds - from the classic to the high-tech. Details on 100s and their many variations. Protect yourself! \$29.

HIGH VOLTAGE DEVICES

HV devices plans: Stun Gun, Taser, Prod, Can, Flasher, Blaster, Zapper, Audio/RF/Radar Jammer, Jacob's Ladder, Plasma & Van de Graaff Guns, Fence Charger, Galger Counter, Ozone Gen., Fish Stunner, Plant Silm., Kirlian, more! Shocking! \$29.

UNDER ATTACK!

Electromagnetic Interference and Electronic Weapon Attacks cause: Cancer, birth defects, and profound psychological, neurological, cardiovascular and immune system disorders! Destructive to people, animals, plants, equipment! Includes ACTUAL CASES OF EM ATTACKS ON PEOPLE (we investigated!) Includes how to verify and pinpoint EMI and electronic attack sources, and specific countermeasures. \$29. EM BRIBER/BLASTER: Tutorial and plans for powerful ELECTROMAGNETIC WEAPONS and LAB DEVICES. Optimum circuits, freqs, waveforms, duty cycles, intensities. Thorough. \$29. Both \$49.

RADIONICS MANUAL

Exciting electrical, electronic and electromagnetic therapeutic, diagnostic and preventive devices (mostly experimental). History, descriptions, plans (dozens), availabilities of Radionics Devices from early to modern. While drugs cost \$ Hundreds, electricity costs pennies! \$29. HEAL THY: SELF: Plans for 3 major electronic therapeutic devices of types approved by FDA. \$19. Both \$39.

HARD DRIVE MANUAL

Covers all hard drive and controller implementations (emphasis on PCs). How to select, interface, initialize, set up, use, maintain, troubleshoot and repair them. How to protect them from mistakes, sabotage, prying eyes and sticky fingers. How to recover damaged and lost files. How to prevent crashes to begin with. Includes software reviews. Loaded with information, advice, tips. \$29. DISK SERVICE MANUAL: Maintain, troubleshoot, repair, adjust, align floppies without special equipment or software. 3.5"/5.25"/8", PCXT/AT/386/486, Apple, Commodore, etc. systems. All floppies need regular upkeep. \$29. DISK DRIVE TILT/OBJ: Theory, practical facts on floppy drives, disks, including many tips, recommendations, formatting, interfacing, FCC, etc. \$24. Any 2, \$49. All 3, \$69.

SOFTWARE PROTECTION SYSTEM

Unique system that highly discourages costly software piracy while not interfering with legal archival copies. No known way to defeat. No special equipment required. Simple and automatic to install on your distributed software. Compatible with all other copy-prevention systems. Manual + Disk* \$59.

STEALTH TECHNOLOGY

Police radar is fascinating! It also has error rates of 10-20%! Every known error mode, stealth methods, material used to minimize radar reflections - tactic and strategy to light uncancel radar tickets (that cost you \$100s in insurance and risk cancellation) - methods to detect and jam signals - fully described! \$29.

SECRET & SURVIVAL RADIO

Optimum survival and security radio equipment, methods, freq allocations and voice/data scrambling/encoding. Includes small receivers/transmitters, telemetry, antenna optimizations, remote monitoring and control, security, surveillance, and ultrasonic, fiber-optic and infrared comm. 70+ circuit plans, tables. \$29.

ROCKET'S RED GLARE

How to design and build solid-propellant amateur and survival rockets. Emphasis on formulation, manufacture, installation of propellants, motors, igniters, etc. Includes list of commonly available materials, and the design of launch pads and test beds and their electronics. \$29.

MUTUAL FUNDS PRO (MFP)

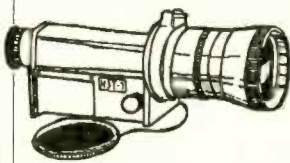
Mutual funds (MFs) are the optimum investment for most people today. However, out of 4,000+ MFs only about 10 are worth serious consideration. Many MFs are poor performers that gouge investors with fees. MFP is the best MF analyzer, tracker and picker program available because it is easy to use (menu-driven), full of options, and uses weighting schemes that more accurately reflect the importance of recent data over long-past stale data. And MFP takes into consideration all fees, lets you compare MF performances against the S&P500 or any specified interest rate (ex. CD), lets you assign an Uninsured Investment Penalty for optimum results, and has powerful sorts. Includes a data file with our pick of the top 100+ performers. Manual + Disk* \$39. STOCKPRO: Unique, powerful, shrewd, unconventional stock investment strategy. Professionally created for NMSU, and core of costly consulting package. Manual + Disk* \$29. Both \$59.

TOTAL COST FOR AIR MAIL OF ANY ONE, OR AS MANY OF THE FOLLOWING ITEMS IS \$15



ALL PRICES ARE IN US DOLLARS

PASSIVE NIGHT VIEWER



This is a completed commercial monocular hand held night viewer. It employs an image intensifier tube with a luminous gain of 12500! The viewer is of a USSR military standard and will produce useful images in as little as starlight illumination. Has adjustable low light objective lens, adjustable eyepiece and is supplied with a carry case. Limited supplies at an incredible price of:

\$549

INFRA RED TUBE AND SUPPLY



These are the key components needed for making an INFRA RED NIGHT VIEWER. The tubes will convert infra red light into visible light on the phosphor screen. These are pre-focussed tubes similar to type 6929: Do not require a focus voltage. All that is needed to make the tube operational is a low current EHT power supply, which we provide in kit form. Draws 20mA from a small 9V battery.

INCREASING PRICING:


\$120

MINIATURE CCD CAMERA



A monochrome CCD Camera that is totally assembled on a small PCB and includes an Auto Iris lens: Overall dimensions of camera are 24 X 54 X 120mm. The camera can work with as little as 0.1 lux illumination, and it is IR responsive! The six IR LEDs that are included on the PCB are useful for producing good images in a totally dark room! Available in EIA or CCIR standards. \$140

IMAGE INTENSIFIER TUBE



These 18mm image intensifier tubes are similar to ones used in night vision equipment during the Gulf War. They are ex-military and may have some minor blemishes on the viewing screen. With suitable low light lenses they will produce good vision in as little as starlight illumination. The tubes require a 3V battery to make them operational.

\$340

EHT GENERATOR KIT




An experimenters delight! This extremely versatile kit will produce HT-EHT voltages: DANGER - HIGH VOLTAGE! With the addition of a few components this kit can also power small laser tubes, produce HT outputs etc. *12V DC at approximately 1A input ** Pulsed DC output with a peak output voltage of approximately 11KV * Add capacitor (.001uF/15KV) for 11KV DC output * 400V and 1300V pulsed outputs also available from taps on flyback transformer. Just add a suitable diode and a capacitor to obtain 400V or 1300V DC output ** Varying the 12V supply will also change all the mentioned voltages: Very handy! * Instructions provided. Great for EHT experiments, replacement HT - EHT supplies, plasma balls, etc.

\$15

Additional components for running small laser tubes \$4, small used laser tube \$15.00, 0.01uF/15KV capacitor \$3, 3KV/200mA diode plus 0.01uF/3KV capacitor for HT outputs: \$2.

MINIATURE FM TRANSMITTER



Not a kit, but a very small ready made self contained FM transmitter enclosed in a small black metal case. It is powered by a single small 1.5V silver oxide battery, and has an inbuilt electret microphone.

Specifications: Tuning range: 88-108MHz. Antenna: Wire antenna attached. Microphone: Electret condenser. Battery: One 1.5V silver oxide LR44/G13. Battery life: 60 hours. Weight: 15g. Dimensions: 1.3" X 0.9" X 0.4". Some would call this a miniature "BUG" and sell it for much more than our price of:

\$25

OATLEY ELECTRONICS

5 LANSDOWNE PARADE, OATLEY
SYDNEY NSW AUSTRALIA 2223

PHONE ORDERS

East Coast between 7 pm and 2 am
West Coast between 4 pm and 11 pm

011 612 579 4985

FAX ORDERS

011 612 570 7910

Mastercard - VISAcard

IF POSSIBLE INCLUDE YOUR "PHONE" OR FAX NUMBER

ALFA ELECTRONICS

HIGH QUALITY TEST EQUIPMENT
BEST PRICE



DMM 2360
\$129.95
DMM + LCR Meter
Most Versatile DMM
Inductance: 1 μ H-40H
Capacitance: 1pF-40 μ F
Frequency: 1Hz - 4MHz
Temperature: -40 - 302 °F
TTL Logic Test 20MHz
Diode, Continuity
Volt, Amp, Ohm
3999 count display
Peak Hold
Auto power off
Ruggedized case.
Rubber Holster \$8.00



DMM 175A \$67.95
DMM with 20 MHz
Frequency Counter
Most Popular DMM
Freq Counter 1Hz-20MHz
DCV 0.1mV-1000V
ACV 0.1 mV-750V
ACA/DCA 0.1 μ A-10A
Resistance 0.1 Ω -2000M Ω
Capacitance 1pF-20 μ F
TTL Logic test 20 MHz
Transistor HFE test
Diode test
LED test
3 1/2 digit display
10 M Ω impedance



Fluke Multimeter
Fluke 12 \$79.95
Holster C-10 \$10

Fluke 70 II \$65
Fluke 73 II \$90
Fluke 75 II \$127
Holster C-70 \$15
Fluke 77 II \$147
Fluke 79 II \$167
Fluke 29 II \$167

Fluke 83 \$225
Fluke 85 \$259
Fluke 87 True RMS \$285
Fluke 86 Automotive \$359



LCR Meter 814
\$199.95
The Best Handheld
LCR
Inductance: 0.1 μ H-200H
Capacitance: 0.1pF-20,000 μ F
Resistance: 1m Ω -20M Ω
1% basic accuracy
Dissipation factor indicates leakage in capacitor and Q factor in inductor
Zero adjustment to reduce parasitics from test fixture
Best for high frequency RF and surface mount components.
SMD and chip component test probe \$25.00




LCR Meter 195
\$119.95
Very Popular LCR
Inductance: 1 μ H-200H
Capacitance: 0.1pF-200 μ F
Resistance: 0.01 Ω -20M Ω
Basic accuracy: R:1%, C:2%, L:3%
Test frequency 1 kHz




Capacitance Meter 7705 \$57.95
0.1 pF-20,000 μ F in 9 ranges
0.5% basic accuracy
Zero adjustment \pm 20pF to compensate parasitics from test fixture

Also Available:
Heavy duty DMM, AC/DC clamp meter, Thermometer, Light meter pH meter, High voltage probe Digital caliper, Anemometer Electronic scale, Force gauge Tachometer, Humidity & EMF adapter, Sound level meter Frequency counter, SWR/field strength/power meter, Dip meter




20 MHz Oscilloscope with Delay Sweep PS-205 \$429.95
Dual Trace, Component test, 6" CRT, X-Y Operation, TV Sync, Z Modulation, CH2 Output, Graticule Illum, 2 probes each has x1, x10 switch. Best price with delay sweep.
PS-200 20 MHz DUAL TRACE \$339.95
PS-400 40 MHz DUAL TRACE \$494.95
PS-405 40 MHz DELAY \$569.95
PS-605 60 MHz DELAY \$769.95


20 MHz Digital Storage Oscilloscope DS-203 \$729.95
Switchable between digital and analog modes
2 K word per channel storage
Sampling rate: 10 M sample/sec
8 bit vertical resolution (25 Level/div)
Expanded Timebase 10ms/div - 0.5 s/div
Refresh, Roll, Save all, Save CH2, Pre-Trig
Plotter Control



DC Power Supply PS-303 \$159.00
0-30 VDC, 0-3A output
0.02% + 2mV line regulation
0.02% + 3mV load regulation
1 mVrms noise and ripple
Short circuit and overload protected
PS-8200 with digital voltmeter \$179.00
Also available: 30V/5A, 60V/3A, 60V/5A, 16V/10A, 30V/10A



DC Power Supply Triple Output PS-8202 \$499.95
Two 0-30 VDC, 0-3A outputs
One fixed 5VDC, 3A output
Capable of independent or tracking operation
Constant voltage and constant current mode
Four digital meters for volt and current display
Excellent regulation and low ripple
Short circuit and overload protected
Also available: 30V/5A triple output, 60V/5A dual tracking




RF SIGNAL GENERATOR SG-4160B \$119.00
100 kHz-150MHz sinewave in 6 ranges
RF Output 100mVrms to 35 MHz
Internal 1kHz, External 50Hz-20kHz
AM modulation
Audio output 1 kHz, 1 Vrms

AUDIO GENERATOR AG-2601A \$119.00
10Hz - 1MHz in 5 ranges
Output: 0-8Vrms sinewave
0-10Vp-p squarewave
Synchronization: \pm 3% of oscillation frequency per Vrms
Output distortion:
0.05% 500Hz - 50kHz
0.5% 50Hz - 500kHz
Output impedance: 600 ohm

FUNCTION GENERATOR FG-2100A \$169.95
0.2 Hz - 2 MHz in 7 ranges
Sine, square, triangle, pulse and ramp
Output: 5mV-20Vp-p
1% distortion, DC offset \pm 10V
VCF: 0-10V control frequency to 1000:1

FUNCTION GEN./COUNTER FG-2102AD \$229.95
Generates signal same as FG-2100A
Frequency counter 4 digits
Feature TTL and CMOS output
SWEEP FUNCTION GEN./COUNTER \$329.95
0.5Hz to 5 MHz in 7 ranges
Sweep: Linear 10:1/Log 10:1 20ms to 2s
AM Modulation
Gated Burst, Voltage Control Generator
Generator Control Voltage & 6 digit counter
1Hz-10MHz for internal & external sources



RF SIGNAL GEN./COUNTER SG-4162 AD \$229.95
Generates RF signal same as SG-4160B
Frequency counter 1Hz - 150 MHz for internal and external source
Sensitivity <50mV

AUDIO GEN./COUNTER AG-2603AD \$229.95
Generates audio signal same as AG-2601A
Frequency counter 1Hz-150MHz for internal and external sources
Sensitivity <50mV

ALFA ELECTRONICS
P.O. BOX 8089 Princeton, NJ 08543

(800) 526-2532/(609) 275-0220 15 DAY MONEY BACK GUARANTEE. 1 YEAR WARRANTY
FAX:(609) 275-9536 CALL OR WRITE FOR FREE CATALOG AND BEST OFFER.
Visa, Master Card, American Express, COD, Purchase Order Welcome

CIRCLE 213 ON FREE INFORMATION CARD

November 1993, Electronics Now

50A29

PAY NO SHIPPING CHARGES

GATEWAY PRODUCTS CORP.
 P. O. Box: 636397 Tel: (305) 974-6864
 Margate, FL 33063 Fax: (305) 974-6818

<h3>Radial 'lytics</h3> <ul style="list-style-type: none"> 1uF/25V.....6¢ 2.2uF/50V.....6¢ 3.3uF/25V.....6¢ 4.7uF/25V.....7¢ 10uF/25V.....7¢ 22uF/25V.....7¢ 33uF/25V.....7¢ 47uF/25V.....8¢ 100uF/25V.....9¢ 220uF/25V.....10¢ 330uF/25V.....10¢ 470uF/25V.....10¢ 20 pcs min per item <p>Deal 'A': 60pcs (5 ea).....\$5</p>	<h3>VOLTAGE REGULATOR</h3> <ul style="list-style-type: none"> 7805.....35¢ 7812.....35¢ 7824.....35¢ 78L05.....35¢ 78L12.....35¢ 5 pcs min per item <p>Deal 'D': 15pcs (3 ea).....\$6</p>	<h3>DIODES</h3> <ul style="list-style-type: none"> 1N914A.....3¢ 1N4148.....3¢ 1N4001... (1A/100V)...4¢ 1N4004... (1A/400V)...5¢ 1N4007... (1A/1KV)...6¢ 20 pcs min per item <p>Deal 'F': 50pcs (10 ea).....\$3</p>	<h3>CABLE TIES</h3> <ul style="list-style-type: none"> 4" Long.....2¢ 8" Long.....4¢ 50 pcs min per item <p>Deal 'J': 50pcs (25 ea).....\$2</p>	<h3>POPULAR I.C.'s</h3> <ul style="list-style-type: none"> LM324.....50¢ LM339.....45¢ LM358.....45¢ NE555.....45¢ NE556.....50¢ LM741.....45¢ CD4001B.....30¢ CD4011B.....30¢ CD4013B.....35¢ CD4017B.....35¢ CD4028B.....35¢ CD4066B.....35¢ CD4069B.....35¢ 5 pcs min per item <p>Deal 'K': 26pcs (2 ea) .. \$12</p>
<h3>Ceramic Disc</h3> <p>7¢ each (Caps rated 50V)</p> <ul style="list-style-type: none"> 10pF 220pF 22pF 330pF 27pF 470pF 33pF 1000pF 47pF .01uF 100pF .1uF 20 pcs min per item <p>Deal 'B': 60pcs (5 ea).....\$4</p>	<h3>TRANSISTORS</h3> <ul style="list-style-type: none"> PN2222A.....6¢ PN2907A.....6¢ 2N3904.....6¢ 2N3906.....6¢ 2N4401.....6¢ 2N4403.....6¢ 50 pcs min per item <p>Deal 'E': 60pcs (10 ea).....\$5</p>	<h3>MORE DIODES</h3> <ul style="list-style-type: none"> 1N5401... (3A/100V)...8¢ 1N5404... (3A/400V)...9¢ 1N5408... (3A/1KV)...10¢ 6A20... (6A/200V)...22¢ 6A100... (6A/1KV)...25¢ 10 pcs min per item <p>Deal 'G': 25pcs (5 ea).....\$5</p>	<h3>PUSH BUTTON</h3> <p>Mini size - Red cap Momentary - N.O. 1/4" Panel Hole</p> <p>30¢ ea / 5pcs - 25¢ ea / 50+</p>	<h3>DB-25 SOLDER CUP</h3> <p>Gold Plated</p> <ul style="list-style-type: none"> Male.....40¢ Female.....45¢ 5 pcs min per item <p>Deal 'L': 6pcs (2 ea).....\$3</p>
<h3>Tantalum Caps</h3> <ul style="list-style-type: none"> 1uF/35V.....15¢ 2.2uF/35V.....17¢ 10 pcs min per item <p>Deal 'C': 10pcs (5 ea).....\$3</p>	<h3>MORE TRANSISTORS</h3> <ul style="list-style-type: none"> 2N2222A.....25¢ 2N3055.....80¢ No minimum quantity 	<h3>GERMANIUM DIODES</h3> <ul style="list-style-type: none"> 1N34A.....10¢ 1N270.....20¢ 10 pcs min per item <p>Deal 'H': 10pcs (5 ea).....\$2</p>	<h3>DIP BRIDGE</h3> <p>400V / 1Amp P/N: DF04M</p> <p>35¢ ea / 5pcs - 30¢ ea / 50+</p>	<h3>DB-25 HOOD</h3> <p>Hardware included 40¢ ea 5 pcs min</p>
<p>No Shipping Charges on PRE-PAID orders only. C.O.D. orders will be added \$4.00 for postage and \$5.00 for C.O.D. charges. Minimum Order is \$20.00. This offer is valid in the Continental US only. Foreign orders must be pre-paid and must include \$9.00 for postage. Florida residents add 6% sales tax.</p>				

CIRCLE 289 ON FREE INFORMATION CARD

Electronics Now, November 1993

Serving the public since 1981

XANDI Electronics

201 E Southern #111, Tempe AZ 85282

SATISFACTION GUARANTEED!

BUY WITH CONFIDENCE FROM XANDI

- 30-DAY REFUND POLICY
- NEW TELEPHONE TECH SUPPORT NUMBER (602-894-0992)

<p>Smallest FM transmitter anywhere!</p> <ul style="list-style-type: none"> Tunes 88-108 MHz. Powerful 2 stage audio amplifier. Sensitive, picks up sounds at the level of a whisper. Up to 1 mile range. <p>XST500 SUPER-MINIATURE FM TRANSMITTER Worlds smallest FM voice transmitter. Use with any FM broadcast receiver. Easy to assemble, all chip (SMT) parts are pre-assembled to the circuit board.</p> <p>XST500(E-Z) Kit..... \$44.95</p>	<p>Smallest Phone Transmitter anywhere!</p> <ul style="list-style-type: none"> Tunes 88-108 MHz. No batteries required, powered by phone line. Up to 3/4 mile range. Attach to phone line anywhere in house, even inside phone. <p>XSP250 SUPER-MINIATURE PHONE TRANSMITTER Worlds smallest FM phone transmitter. Use with any FM broadcast receiver. Easy to assemble, all chip (SMT) parts are pre-assembled to the circuit board.</p> <p>XSP250(E-Z) Kit..... \$34.95</p>	<p>Digital voice changing: male to female, female to male, adult to child, child to adult.</p> <ul style="list-style-type: none"> 16 levels of voice masking. Button for normal operation. Complete anonymity on all calls <p>TRANSITION 2000 VOICE CHANGING TELEPHONE STOP THOSE ANNOYING PHONE CALLS! Sound older and tougher when you want to. Not a kit, fully assembled. Single line phone operation only.</p> <p>TRANSITION 2000..... \$89.95</p>	<p>Digital voice changing: male to female, female to male, adult to child, child to adult.</p> <ul style="list-style-type: none"> Use with any modular phone. Connects between handset and phone. 16 levels of voice masking. <p>TRANSITION 2001 VOICE CHANGING Accessory STOP THOSE ANNOYING PHONE CALLS! Sound older and tougher when you want to. Use with single or multi-line phones. Not a kit, full assembled.</p> <p>TRANSITION 2001..... \$59.95</p>
<ul style="list-style-type: none"> Transmits both sides of phone conversation. Adjustable from 88-108MHz. Works with any FM broadcast receiver. Up to 1 mile range. Turns off when phone is not in use to extend battery life. <p>XTT100 LONG RANGE PHONE TRANSMITTER Similar to our very popular XSP500, the XTT100 is battery powered for maximum range. It plugs into any phone jack and transmits all calls on that line.</p> <p>XTT100(C) Kit..... \$32.95</p>	<ul style="list-style-type: none"> Super sensitive, hear every sound in a house! Powerful 2 stage audio amp. Use with any FM broadcast receiver. Up to 1 mile range. Powered by 9V battery. <p>XFM100 MINIATURE FM TRANSMITTER The XFM100 has a super sensitive microphone and is capable of picking up sounds at the level of a whisper and transmitting them to any FM broadcast receiver.</p> <p>XFM100(C) Kit..... \$32.95</p>	<ul style="list-style-type: none"> Transmits a continuous beeping tone. Adjustable from 88-108 MHz. Up to 1 mile range. Works with any FM broadcast receiver. Operates at battery voltages of 3 to 18 volts <p>XTR100 TRACKING TRANSMITTER Measuring 7 by 2.4 inches, the XTR100 is ideal for use in locating lost model rockets, bicycles, automobiles, games of hide-and-seek, and contests.</p> <p>XTR100(C) Kit..... \$43.95</p>	<ul style="list-style-type: none"> Uses sensitive microwave transistor amplifier. Covers 1 to 2000 MHz. Compact hand held unit. Uses Miniature loudspeaker (not included) for audio indication of detected signals. <p>XBD200 SUPER SENSITIVE BUG DETECTOR When the XBD200 intercepts a signal in the 1 to 2000 MHz range, it emits a growl that increases to a high pitched squeal as the signal strength increases.</p> <p>XBD200(C) Kit..... \$49.95</p>
<p>XLC900 800-950 MHz SCANNER CONVERTER KIT If your scanner can receive 400-550 MHz, just add the XLC900 for uninterrupted 800-950 MHz coverage. It converts all 800-950 MHz signals down to 400-550 MHz so your scanner can receive them! Add our custom case and knob kit for that "professional" look.</p> <p>XLC900 Kit..... \$49.95 XLC-Case Kit..... \$13.95</p>	<p>XLA1000 AMPLIFIER KIT Designed to help scanners with poor sensitivity pull in those weak signals. Includes off/pass switch for returning to normal operation and front panel gain control. Add our custom case and knob kit for that "professional" look.</p> <p>XLA1000 Kit..... \$24.95 XLA-Case Kit..... \$13.95</p>	<p>TOLL FREE ORDER LINE 1-800-336-7389</p>	

Master Card


VISA

WE ACCEPT VISA, MC, MO, C.O.D
 ASK FOR FREE CATALOG OF ALL OF OUR PRODUCTS

SEND MAIL ORDERS TO:
XANDI ELECTRONICS
 BOX 25647
 TEMPE, AZ 85285-5647

CIRCLE 281 ON FREE INFORMATION CARD

RAINBOW KITS



SUPER SNOOPER BIG EAR

Listen through walls, hear conversations across the room. Add a parabolic reflector & hear blocks

away. The BIG EAR can be hidden about anywhere. Makes an ultra-sensitive intercom. Can be used as a 1.5W AMP. We supply a mini-electret mike in the kit. 1"x1.75" 6 to 12VDC AA-1

\$10.95




PHONE TRANSMITTER

Small but mighty, it fits anywhere. Phone line powered, never needs batteries. Transmits both sides of a phone

conversation loud and clear, wireless, to any FM radio at great distances. Variable tunes from 70MHz TO 130MHz FM. You can also use it as a speaker phone. Size .5"x1"

TEL-B1

\$12.95



THE ZAPPER activates any radar detector within 3/4 of a mile. Check the brake lights of that sports car that just went by 90 miles an hour. Back off those 18 wheelers trying to eat your back bumper. Put the fun back in driving. THE ZAPPER is a 10GHz amateur transmitter the size of a cigarette pack, operates on a 9v battery, when the button is pushed, brake lights and radar detector light the skies. Complete with the rules of the new ROAD WARRIOR GAME... TROLLING FOR TAILGATES, America's fastest growing highway participatory sport.

Built **\$49.95**
Kit **\$39.95**



PHONE RECORDING SWITCH

This phone line powered switch is small enough to be installed anywhere. Every time the phone is picked up the

recorder will record both sides of the conversation automatically. Use it in your office to record all phone calls so you don't lose important information. 1"x.6"

TEL-SW1

\$12.95



STROBE LIGHT

Do you need an attention getter, warning light, or flashing light for model airplanes, then this kit is for you. Use it as an emergency light

for your auto, radio tower, even use it on your bicycle. Has a variable flash rate. Size 3.5"x1.8" operates on 6 or 12v DC only.

ST-1

\$9.95

DIGITAL THERMOMETER
The DT-3 kit will turn your digital volt meter into an accurate digital thermometer with .1 degree resolution. Measures temperature from -40F to 250F degrees. It has a remote sensor, 25" SQ. and can be mounted many feet away from the meter. Size 1.5x1.2" 9VDC

DT-3 **\$8.95**

CAPACITANCE METER

This kit will turn your digital volt meter into a capacitance meter. Turn that junk box of unmarked capacitors into a fortune of usable parts. Measures capacitors from <2.2pF to 2.2uF. 1.75"x2" 9VDC

CA-1 **\$12.95**

VOLTAGE MONITOR
This kit has 7 multi-colored leds to monitor your 12, 8, or 5v DC systems. Build it to work in 1v, 1/2v, or 1/4v steps. Great for nicad packs, autos, boats, mobile homes, or battery chargers. P.C.B. 1.3"x2.7"

VM-1 **\$7.95**

BLINKEY LIGHT

This kit is perfect for decorating hats, name badges, & model trains. Add a box, set it on the dash of your car, use it as an auto burglar alarm. Comes with 2 alternate flashing leds. Size 5"x.5" 9 to 12vDC

RB-2 **\$3.95**

TV NOTCH FILTERS

Our TV filters eliminate unwanted TV channels or interference that alters both sound & video with a beep-beep-beep. Works on cable channels 2 thru 22. and the 'SNOOPER & BULLET.

Note: All TV Filter Kits are sold for educational purposes only. You must obtain permission from your local cable company before using these filters on your cable system.

DF-222 Kit **\$14.95**



WIRELESS FM MICROPHONE

Small but mighty, this little jewel will out perform most units many times its price. It really stomps out a signal. The WM-1 kit

is a buffered wireless mike that operates from 80-MHz to 120MHz FM, the frequency of any broadcast FM radio. Includes a mini-electret mike. 8"x1" 6 to 12VDC

WM-1

\$14.95



WIDE BAND PREAMP

Ideal for preamp for scanners, hand held radios, frequency counters. Amplifies low level (weak) signals. If the signal

is extremely low 2 amps can be used in series. 1MHz to 2.5MHz @ 2.8dB nf 1dB compression = +0 dBm gain: 1MGHz-20dB to 2.5GHz-6dB Requires 12vDC @ 16Ma

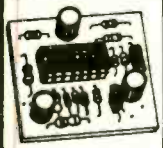
WBA-6

\$19.95



This Manual contains all schematics, parts & P.C. board layouts for all of the Rainbow Kits. Use your own parts to construct any of our kits.

KIT BOOK **\$14.95**
\$5.00 off if you buy any kit



VOICE ACTIVATED SWITCH

This VOX circuit can be used to operate a tape recorder, ham radio, CB radio, or turn on an alarm.

The VOX-1 kit has 100MA of output. That operates a relay, light, motor, or ? What could you do with a sound activated switch? Size 1.5"x1.3" 7.5 TO 18VDC

VOX-1

\$6.95

INDUCTANCE METER

This is the kit every one has been asking for. Turn your digital volt ohm meter into an inductance meter. It will read inductors 3uH to 7MH. Size 1.5"x1.6"

9VDC

IA-1

CABINET


\$14.95

\$ 8.95


Please add sufficient postage

First LB. **\$4.00**

We will accept telephone orders for Visa & Mastercard



To Order Call
317-291-7262



ELECTRONIC RAINBOW

6254 LaPas Trail • Indianapolis, IN 46268

MARK V - YOUR ELECTRONIC PROJECT SOURCE!

Challenge yourself by building your own kits for School or Fun!!! Dealer Inquiries Welcome • Since 1985

▲ Indicates the level of difficulty in the assembling of our Products. ▲ Beginner ▲▲ Intermediate ▲▲▲ Advanced ★ Fully Assembled

Special offer with your purchase on Amplifier + (Toroidal) Transformer + Metal Cabinet/Capacitors!



New
300W MOSFET AUDIO MONO POWER AMPLIFIER
AF-3 ▲▲▲

Power Output: 300W into 4 ohms RMS (0.1% THD). 200W into 8 ohms RMS (0.02% THD). Frequency Response: 10 Hz - 20 KHz. Total Harmonic Distortion: Less than 0.03%. Input Sensitivity and Impedance at 1 KHz: IV 47K. Load Impedance: 4 - 16 ohms. Power Requirements: +55 to +65V DC 8A. May use Mark V Model 009 Transformer + Suggested Capacitor 10,000uf100V Model 019 + Suggested rack mount cabinet: Model LG-1925

Kit: \$165.00
 Assembled & Tested: \$195.00

FULLY COMPLEMENTARY SYMMETRICAL FET STEREO PRE-AMP.
TA-377A ▲▲▲

Frequency Response: 10 Hz - 100 KHz. RIAA Curve Deviation: ±0.2 dB. 30 to 15,000 Hz. Total Harmonic Distortion: Less than 0.007% at rated output. Channel Separation at 1 KHz: Better than 70 dB. Hum and Noise: Phono: Better than 70 dB. Aux: Better than 90 dB. Phono Sensitivity: 2 mV @ 47K. Output: 1.5V (0.01% T.H.D.)

Record Output: 150 mV • Maximum Output at 0.1% Distortion: 15V • Power Requirements: 30 V x 2 @ 400 ma. May use Mark V Model 010 Transformer • Power Consumption: 12W • Suggested rack mount cabinet: Model LG-1684 or LG-1983 • Suggested Volume Control: ALPS 100K ohm dual V.R. Model 022

Kit: \$59.95
 Assembled & Tested: \$75.00

60W + 60W STEREO POWER AMP. (WITH MIC. & GUITAR INPUT)
SM-302 ▲▲★

Frequency response: 20Hz to 20 KHz • Total Harmonic Distortion: <0.1% • Power output 60W per channel into 8 ohm load RMS • 33W per channel into 4 ohm load RMS • Input Sensitivity: Mic/Guitar 10 mv • Hi 380 mv • Lo 640 mv • Signal to noise ratio: Better than 70 db • Power Consumption: 100W. (Case & Transformer are included)

Kit: \$73.00
 Assembled & Tested: \$85.00

120 W MOSFET POWER AMPLIFIER (MONO)
TA-477 ▲▲

T.H.D.: Less than 0.007% • Power Output: 120 watts into 8 ohms RMS • Frequency Response: 8 Hz - 20 KHz. + 0-0.4 dB • Sensitivity IV • Power Requirements: +55 VDC @ 3 amps. May use Mark V Model 003 Transformer + Suggested Capacitor 10,000uf80V-100V Model 019 • Suggested rack mount cabinet: Model LG-1925

Kit: \$68.00
 Assembled & Tested: \$85.00

80W + 80W PURE DC STEREO MAIN POWER AMPLIFIER
TA-802 ▲▲

Power Output: 80 watts per channel into 8 ohms • Total Harmonic Distortion: Less than 0.05% at rated power. Intermodulation Distortion: Less than 0.05% at rated power • Frequency Response: DC to 200 KHz -0 db - 3 db @ 1 watt • Power Requirements: 30 VAC x 2 @ 6 amps. May use Mark V Model 001 or 008 Transformer • Suggested Capacitor 8,200uf150V Model 017 • Suggested rack mount cabinet: Model LG-1924

Kit: \$45.94
 Assembled & Tested: \$59.72

(TOROIDAL) TRANSFORMERS**

MODEL	DESCRIPTION	PRICE
#001	28V x 2 6A, 30V x 2 6A	\$28.00
#002	36V x 2 3A	\$23.00
#003	40V x 2 6A	\$30.00
#004	24V x 2 6A	\$23.00
#005	26V x 2 3A	\$17.00
#006	18V x 2 5A	\$17.00
#007	53V x 2 8A	\$45.00
#008*	28V x 2, 30V x 2 6A	\$38.00
#009**	48V x 2, 53V x 2 8A	\$66.00
#010	30V x 2, 36V x 2 400mA	\$ 8.50
#011*	9V x 2, 22A	\$60.00

120W + 120W LOW TIM PRE AND MAIN STEREO AMP.
TA-800MKII ▲▲

Power Output: 120 watts RMS per channel into 4 ohms load. 72 watts RMS per channel into 8 ohms load • Frequency Response: 10 Hz - 20 KHz. • Total Harmonic Distortion: Less than 0.01%. • Tone Control: Bass: ±12 dB. Mid: ±8 dB. Treble: ±8 dB • Sensitivity: Phono Input, 3 mv into 47K. Line, 0.3 v into 47K. Signal to noise ratio 86 dB • Power Requirements: 40V DC @ 8 amps. May use Mark V Model 001 or 008 Transformer • Suggested rack mount cabinet: Model LG-1924 or 1925

Kit: \$63.92
 Assembled & Tested: \$73.95

VIDEO / AUDIO SURROUND SOUND PROCESSOR
SM-333 ▲▲★

Frequency Response: 20 Hz - 20 KHz • Total Harmonic Distortion • Front Channel: 0.05% • Rear Channel: Less than 0.25% • Input Signal Voltage: 0.1 to 3.5V • Output Front Channel: 0.1 to 3.5V • Rear Channel: 6.6V • Delay Time: 5 to 50 milliseconds • Input impedance: 47K • Power Requirements: 100-120 VAC, 60 Hz (Case & Transformer are included)

Kit: \$73.00
 Assembled & Tested: \$85.00

METAL CABINETS WITH ALUMINUM FRONT PANEL

MODEL	H" x W" x D"	PRICE
LG-1273	3" 12" 7"	\$23.85
LG-1684	4" 16" 8"	\$28.50
LG-1924	4" 19" 11 1/2"	\$34.50
LG-1925	5" 19" 11 1/2"	\$38.00
LG-1983	2 1/2" 19" 8"	\$32.50

MARK V ELECTRONICS, INC.
 Same Day Shipping • Special Offer Discount
 8019 E. Slauton Ave., Montebello, CA 90640



Outside CA 1-800-423-Five (Orders Only)
 In CA 1-800-521-Mark (Orders Only)
 Order By Fax (213) 888-6868
 Catalog & Information (213) 888-8988

CIRCLE 295 ON FREE INFORMATION CARD

COMPLETE "FCC" LICENSE PREPERATION

- ★ GENERAL RADIOTELEPHONE LICENSE
- ★ RADAR ENDORSEMENT
- ★ ALL AMATEUR RADIO LICENSES
- ★ SECOND CLASS RADIOTELEGRAPH
- ★ BETTER POSITIONS
- ★ OPPORTUNITIES & HIGH PAY
- ★ EXCITING CAREERS



GENERAL RADIOTELEPHONE OPERATOR LICENSE

For years this FCC License has been highly sought after by ALL ELECTRONIC TECHNICIANS as required by most employers. This License has become the most highly respected "ticket" in the AVIONICS, MARINE, and ELECTRONICS field. The key to job opportunities, advancements and top pay. With the FCC license on your resume, the employer knows that the applicant has a firm grasp on RADIO ELECTRONICS.

A solid foundation that can be built upon to meet the demand of any job situation.

1000's of Satisfied Customers

Including tech schools, colleges, Avionics shops, military centers.

-ALSO FEATURING -

Merchant Marine Radio Officer Handbook, Landmobile and Marine Technical Handbook, and...

By popular request - "THE COMPLETE ELECTRONICS CAREER GUIDE". This will open your mind to the many job opportunities in the Electronics field. How & Where to find them. A must for beginners or anyone in electronics. (We offer Same Day Service-M.O., Cks, COD, MC/Visa & Invoice.)

SECOND CLASS RADIOTELEGRAPH LICENSE

The Marine Industry is continuously growing. This means lots of job opportunities. After six months training many earn \$45,000 to \$55,000 for a eight month year. Once you become a RADIO OFFICER the pay is even higher. Does this sound good? All you need is our "RADIOTELEGRAPH PACKAGE" to get started for your Second Class Radiotelegraph License.

WHY TAKE CHANCES?

Our most up-to-date Home Study MANUALS, AUDIOS, VIDEOS, or PC DISKS. Make it so reasonable, fast and easy.

REASONS WHY EFFECTIVE

- ✓ Actual test experience
- ✓ Concise and to the point
- ✓ Quick reference
- ✓ Only relevant information
- ✓ Simply and clearly written
- ✓ Seminar experience

WHAT THEY SAY

"The day I took the test everyone who passed had your material." J.D., Puerto Rico.
 "Your study questions were nothing short of outstanding. Thank you for such a complete course." E.T., Lemon Grove, CA.
 "I was well prepared and actually enjoyed taking the exam." M.A.E., Walford, MD.

WPT Publications FREE DETAILS

7015 NE 61st Ave • Vancouver, WA 98661
 (206) 750-9933 • 1-800-800-7588

NAME _____
 ADDRESS _____
 CITY _____ STATE _____ ZIP _____

Electronics Now, November 1993



Electronics & Computers Surplus City

BBS On-Line Store Inventory (310) 217-1922

3-MEG AT/Class/386/16-Bit Memory Board

New Everex Model EV159, supports extended & expanded memory LIM 4.0, with documentation & software. Uses 256K DRAM. Will populate for \$18 per meg.

\$11.95

720K Mitsubishi Floppy Disk Drive

5-1/4" \$14.95

XT Motherboard 8 Slots, 8 MHz,

with space for 1MB RAM \$16.95

FLOPPY DRIVE CONTROLLER

1.44MB/1.2MB/720KB/360KB FDC (for 8088, 286, 386).

These will fit in XT as well as faster machines. They control 2 drives. ... \$21.49

MICROCONTROLLERS

8048 75

8749 \$4.00

SOLDER

63/37 1lb. roll \$4.50

EPROMS

2764 99

27C128 \$2.50

27256 \$3.00

27C100 \$4.00

MOS Fet N-Channel

Part #SGSP222 50V 10A 4/\$1.00

Controllers

MFM, WD1002-WA2 \$19.95

SEFCO Monochrome Controller \$14.95

1/4" Streaming Tape Controller by Adaptec

SCSI to QIC-36 Mdel #ACB-350A (Manual add \$5) \$33.95

Floppy Disk Controller Board

Dual, 360K or 720K switch selectable \$9.95

Async Cluster Adapter by AST

Multichannel board providing 4 individually addressable RS-232 serial ports on IBM PC/XT/AT. (Async Cluster Adapter Cable add \$5) ... \$34.95

Cash Register System for IBM Compatible PC's

Complete package includes cash drawer, controller board, and free POS software.....

\$199.00

TAPE BACK-UP

Cipher Model 540 60meg \$48.95

Cipher Model 520 20meg PC XT \$29.95

ITERATED SYSTEMS

Color Box Ver. 2.0 (Fractal compression program capable of compressing video 200:1) \$99.00

LASERS

Lasers 3-4 Mw HeNe \$24.95

Lasers 4-5 Mw HeNe \$35.95

Laser Deck 10 Mw HeNe Laser

Power supply, 2 beam splitters, 5 front surface mirrors, AO modulator, AO driver, polygon scanner, photo detectors, 3 special lenses, polarizer, over \$5,000 worth of optical components plus documentation. Sold many of these to Fortune 500 companies, universities, and research labs. Applications include reserach, design and engineering.

An experimenter's dream. \$199.00

Visible Laser Diodes (visible red light)

1Mw \$15.00 2Mw \$23.95

SOLID STATE RELAY

Cryon D1240, input 3-32 VDC, output 120 VAC 40A \$8.95

CCD DOCUMENT SCANNER

Uses a 4096-element line imaging chip. Can use for robotics, astronomy, machine vision, high resolution slow scan TV, etc.

Supplied with documentation. \$24.95

Monitor Board with Power Supply

High voltage, video, brightness, focus, vertical and horizontal with flyback transformer. Model 99-0493-001 rev D. \$7.95

50-WATT SWITCHING POWER SUPPLY

Astec Model #AC9232-01 for microprocessor-based systems, disk drive systems, terminals & mixed logic.

5 VDC/6A, +12 VDC/2.5A, -12 VDC/0.5A, -5VDC/0.5A \$14.95

STEPPER MOTOR

by Oriental Motor, Model #PH566-A-Q5, high precision,

500 steps per rev., 0.72° per step \$19.95

ORDERS:

COD, Cashier's Check or Money Order to

ECSC

1490 W. Artesia Blvd. • Gardena, CA 90248

COD Phone orders (800) 543-0540

or FAX orders to (310) 217-0950

\$20 minimum order, CA residents add 8.25% sales tax.

We pay shipping on prepaid orders, you pay on COD.


Come into Our Huge L.A. Store

CIRCLE 288 ON FREE INFORMATION CARD

November 1993, Electronics Now


50A33

Miniature Transmitters and Receivers




Small, Attractive, High End Quality, 2 Channel 318 MHz Transmitter
59,049 Settable Codes, 120'-300' Range, 1-1/4" x 2" x 9/16", Assembled

	Qty	1	5	10
RF300T 150' Range Transmitter		24.95	19.95	15.95
RF300XT 300' Range Transmitter		29.95	24.95	19.95



Small, High End Quality, 2 Channel Receiver for the RF300 Transmitters
1-1/4" x 3-3/4" x 9/16" PCB w/ .1" spaced pads for standard connectors
Input: 8-24 vdc Output: Gated CMOS Momentary and Latching Lines

	Qty	1	5	10
RF300R Receiver, Fully Assembled		24.95	20.95	16.95
RF300RK Receiver, Complete Parts Kit		19.95	15.95	12.95
RF300PA Pre-Amplifier. Doubles Range		14.95	11.95	9.95



Small, Economical, Single Channel Transmitter and Receiver Set
Set Code, 60' Range, 1-7/8"x2-3/8"x7/16" (T), 2"x2-3/4"x9/16" (R)
Receiver Input: 5 vdc Output: Gated TTL Momentary Line

	Qty	1	5	10
RF60 Transmitter and Receiver Set		24.95	19.95	14.95

Add \$ 4 shipping for first item + \$ 1 for each additional item. Ca. residents add 8.25% tax
Visa, Mastercard, Money Orders Personal Checks and Cash C.O.D.s

Visitect Inc. P.O. Box 14156 Fremont, CA. 94539 (510) 651-1425 Fax (510) 651-8454

CIRCLE 306 ON FREE INFORMATION CARD

R & S SURPLUS TEST EQUIPMENT

HEWLETT PACKARD

11664A, Detector 0.1-18 GHz.....	\$150
11869A, RF Adapter.....	\$400
1630D, Logic Analyzer.....	\$1300
1722B, 275MHz Oscilloscope.....	\$800
1725A, 275MHz Oscilloscope.....	\$700
3310A, Function Generator .0005Hz to 5MHz.....	\$250
3311A, Function Generator 0.1Hz to 1MHz.....	\$200
3325A, Automatic Synthesizer 1uHz-21MHz.....	\$2750
3335A, Frequency Synthesizer 20Hz-80MHz.....	\$3250
334A, Distortion Analyzer.....	\$800
3435A, Digital Multimeter.....	\$200
3455A, Digital Voltmeter.....	\$600
3456A, Digital Multimeter.....	\$900
3466A, Digital Multimeter.....	\$350
3478A, Digital Multimeter, 5.5 Digit.....	\$500
3570A, Network Analyzer.....	\$800
3575A/001, Phase Gain meter 1Hz to 13MHz.....	\$950
3585A, 20Hz-40MHz Spectrum Analyzer.....	\$5000
4262A, LCR Meter.....	\$1800
432A, Power Meter.....	\$150
435A, Power Meter.....	\$250
436A/022, Power Meter.....	\$900
436A/022, Power Meter w/Cable and 8481A Sensor.....	\$1300
467A, Power Amplifier.....	\$300
5316A, Universal Counter DC-100 MHz.....	\$750
5328A/10/30/41, Universal Counter.....	\$500
5340A, Microwave Freq. Counter 10Hz-18GHz.....	\$1000
6012A, DC Power Supply, 0-60V, 0-50A.....	\$750
6111A, 0-20V, 0-1A Power Supply.....	\$75
6200B, Power Supply 0-40V 0-750mA.....	\$100
6205B, Dual Power Supply 0-40V 0-3A Dual Mtr.....	\$200

6227B, Dual Power Supply 0-25V 0-2A.....	\$500
6261B, Power Supply 0-20V 0-50A.....	\$700
6266B, Power Supply 0-40V 0-5A.....	\$500
6268B, DC Power Supply, 0-40V, 0-30A.....	\$750
6274A (Har.), Power Supply 0-60V 0-15A.....	\$300
6284A, Power Supply 0-20V 0-3A.....	\$250
6459A, 0-64V, 0-50A DC Power Supply.....	\$750
8411A/018, Frequency Converter .11 to 18GHz.....	\$500
8481A, Power Sensor.....	\$400
853A, Analyzer Display.....	\$1500
8552B, IF Section Plug-in.....	\$600
8552B & 8553B, Spectrum Analyzer w/141T Mainframe.....	\$1800
8552B & 8555A, Spectrum Analyzer w/141T Mainframe calibrated w/manuals.....	\$2250
8620C, Sweep Oscillator Mainframe.....	\$350
86240B, 2.0-8.4 GHz Sweeper Plug-in.....	\$1000
86245A, RF Plug-in, 5.9-12.4GHz.....	\$1200
86250D, RF Plug-in, 8.0-12.4 GHz.....	\$1100
8640A, Signal Generator 0.5 to 512MHz.....	\$1000
8640B Opt. 2, Signal Generator.....	\$3000
86601A, RF Section Plug-in.....	\$600
86602B, RF Section Plug-in.....	\$750
8660B/100, Synthesized Signal Generator.....	\$1500
8660C/100, Synthesized Signal Generator.....	\$2000
86631B, Auxiliary Section.....	\$150
8672A, Synthesized Signal Generator 2-18 GHz.....	\$6500

TEKTRONIX

1240, Logic Analyzer.....	\$600
1502 Opt. 004, TDR Cable Tester.....	\$1700
491, .01-12.4GHz Spec. Analyzer.....	\$900
492 Opt. 002, Spec. Analyzer.....	\$6500

576, Curve Tracer.....	\$1800
7104, 1GHz Oscilloscope w/(2) 7A29, 7B10 & 7B15 Plug-ins.....	\$8000
7613, 100MHz Storage Mainframe.....	\$400
7844, 400MHz Oscilloscope Mainframe.....	\$750
7A13, Differential Comparator Amplifier.....	\$500
7A18, 75MHz Dual Trace Amplifier.....	\$125
7A22, Differential Amplifier.....	\$550
7A24, 400MHz Dual Trace Amplifier.....	\$400
7A26, 200MHz Dual Trace Amp. Plug-in.....	\$200
7B80, Time Base Plug-in.....	\$200
7B85, 400MHz Delaying Time Base.....	\$225
7L12, Spectrum Analyzer, 100KHz-1.8 GHz.....	\$2000

MISCELLANEOUS

B&L Stereo Zoom 4, Microscope, 10X Eyepieces Boom Stand & Illuminator.....	\$600
Ballantine 6127A, Oscilloscope Calibrator.....	\$600
Colby PG1000A, 1 GHz Pulse Generator.....	\$1250
Fluke 335D, DC Voltage Standard.....	\$1500
Fluke 382A, Current Calibrator.....	\$1000
Fluke 6010A, Synthesized Sig. Gen. 10Hz-11MHz.....	\$800
Fluke 6160B, Frequency Synthesizer.....	\$650
Hitachi MS-371, Sweep Generator.....	\$1200
Rockland 5100, Frequency Synthesizer.....	\$1000
Rockland 5600, .01-160 MHz Freq. Synthesizer.....	\$800
Sorensen DCR 80-33B, DC Power Supply, 0-80V, 0-33A.....	\$650
Wavetek 157, Waveform Synthesizer.....	\$600
Wavetek 2001, 1400MHz Sweep/Sig. Gen.....	\$800
Wavetek 278, 12 MHz Synthesized Function Generator.....	\$750

(818) 967-0846  **R & S Surplus**  **FAX (818) 967-1999**

1050 E. CYPRESS STREET, COVINA, CA 91724

Satellite Television

Order Your **FREE** Catalog/Buyers Guide Today!



Skyvision Inc.®

The World Supplier of Satellite T.V. Products. . . "Down To Earth Prices"

LOWEST PRICE EVER
On Complete Ku Band
Satellite Systems

STANDARD KU SYSTEM

Package **INCLUDES** all of this:

- Quality aluminum 3ft dish
- Pansat BR 1100 Receiver
- Polar tracking mount
- Polarity switching feed
- Low Temperature LNB
- 100ft All in one ribbon cable

***Complete System**
Only \$479

DELUXE KU SYSTEM

Package **INCLUDES** all of this:

- Quality aluminum 3ft dish
- Pansat BR 3000 programmable receiver with IR remote control
- Pansat AP 3000 Antenna positioner with 77 satellite programmability
- Polar tracking mount and motorized arm
- Polarity switching feed
- Low Temperature LNB
- 100ft All in one ribbon cable

***Complete System**
Only \$698

*All you need to supply is ground pole to mount dish on. (23/8" O.D.)



Satellite Analysis and Antenna Aiming Software

An extremely valuable tool for designing and installing TVRO's, tailored for ease of use by professionals and dealers as well as by technically orientated TVRO owners. Demonstrates how changing parameters such as dish size or LNB noise temperature affect picture quality. The program performs both TVRO system analysis and antenna aiming. The analysis subcomponent, is especially useful for predicting performance when viewing signals from a particularly weak satellite. The aiming subcomponent calculates azimuth and elevation angles and range to all satellites within "view" of a TVRO. The names and latitudes of all world-wide C and Ku-band broadcast satellites, presently in service or to be launched by 1995, are listed. The user simply enters TVRO site latitude and longitude.

5.25" disk S&H \$ 4.75 \$49.95
3.5" disk S&H \$ 4.75 \$49.95



SATELLITE SYSTEM DO-IT-YOURSELF INSTALLATION VIDEO

"Now You Can Watch It Being Done"

Install or "Tune up" your satellite system in no time flat with this professional video.

VHS or Beta (45 Min.) S&H \$3 (U.S.)\$33.95



Pico dish Tuning Meter



Bulz-I-Tuning Meter Now with audio alert

TUNE YOUR DISH TO IT'S MAXIMUM!

Dish tuning meters are a must for the serious dealer or satellite system owner. Saves time, frustration and money. Use when installing a new system, moving your dish, re-alignment of a dish that has been moved by wind, frost heaves etc., gets you right on the satellite belt for the best possible pictures!

Pico meter (meter tuning) S&H \$6 \$89.95
Bulz-I-IV meter (meter & audio alert) S&H \$6 \$149.95




LNBS
New Lower Temp's

Hemt Technology Commercial Grade

35° LNB C-band 4GHz S&H \$6 \$ 65
25° LNB " " " " 118

1.0db LNB Ku 12GHz S&H \$6 \$ 96
0.9db LNB " " " " 99
0.7db LNB " " " " 118
0.6db LNB " " " " 188



MESH DISHES by ORBITRON

Quality Demonstrated by Performance

Orbitron antennas ("size for size") are known the world over for their superior reception and picture quality.

7ft dish & polar tracking mount \$239
8.5ft " " " " 299
10ft " " " " 349
10ft H.D. " " " " 439
12ft " " " " 639

All Major Credit Cards Accepted

Skyvision Inc.®

1046 Frontier Drive, Fergus Falls, MN 56537 - Toll Free 800-334-6455

Mail in coupon or call today for the SKYVISION Satellite TV Product Catalog/Buyers Guide Delivered free to your mail box in U.S. and its possessions.

Send Free Domestic Satellite TV Products Catalog

Send International Satellite Catalog (For International Catalog add \$8.00 to cover S&H)

Name SATISFACTION Phone () _____

Address _____

City _____ State _____ Zip _____



Install A System, Upgrade & Repair Yourself And Save \$\$\$\$

Call Toll Free 800-334-6455 International 1-218 -739-5231 Fax 218-739-4879

JAN Crystals

Your reliable source for a
world of crystal clear communication

FOR FREQUENCY CONTROL:

FUNDAMENTAL MODE CRYSTALS
1.001-30.0 MHZ *FROM \$11.00*
HC6/U, HC17/U, HC33/U

FUNDAMENTAL MODE CRYSTALS
2.0-30.0 MHZ *FROM \$11.00*
HC25/U, HC18/U MINIATURE
HOLDER

THIRD MODE CRYSTALS
18-75. MHZ *FROM \$11.00*
ANY HOLDER

FIFTH MODE CRYSTALS
52-125. MHZ *FROM \$12.00*
ANY HOLDER

SEVENTH MODE CRYSTALS
110.5-150. MHZ *FROM \$17.00*
ANY HOLDER

*Quantity Prices Available
On Request*

FOR MICROPROCESSORS:

...low E.S.R....close tolerance...long-term stability...
frequency deviation from 0° to 70°C max. ± 100 PPM...
tolerance at 25° ± 50 PPM.

HC18/U
3.0-3.5 MHZ *FROM \$5.00*
3.5-18.432 MHZ *FROM \$5.00*
19.6608-24. MHZ *FROM \$7.00*

When Ordering Please Specify MP-Crystal

**FREE 1993 Catalog
of General Purpose Crystals
Now Available**

Order Toll-Free
1-800-JAN-XTAL
FAX ORDERS: 1-813-936-3750

EXPEDITED ORDER SERVICE AVAILABLE
CALL OR WRITE FOR FREE CATALOG
P.O. Box 06017 Ft. Myers, FL 33906



PRICES SUBJECT TO CHANGE WITHOUT NOTICE



AFFORDABLE ENGINEERING HARDWARE / SOFTWARE

Engineering Software - PC/MSDOS

- * Circuit Design \$ 49
- * Schematic Drawing \$ 49
- * PCB Design/Layout \$ 169
- * FFT Analysis \$ 79

PC Bus Plug-in Cards

- * 24 bit I/O, 48 bit I/O \$ 49/59
- * 12 bit Data Acquisition \$ 89

- Many more items available -



Call or Write for
FREE Catalog

BSOFT Software, Inc.
444 Colton Road
Columbus, OH 43207
(614) 491-0832
Fax (614) 497-9971
MasterCard & Visa accepted

C & L ELECTRONICS **120 DAY BUY — SELL — TRADE Guarantee**

- HP 3551A . Transmission Test Set 995.00
- HP 7015B . X-Y Recorder 400.00
- HP 3575A w/OPT 001
Phase/Gain Meter 1,000.00
- HP 3562A . Signal Analyzer 7,000.00
- HP 6515A . Power Supply, 0 to 1600 V, 5 MA . 195.00
- HP 8405A . Vector Voltmeter 650.00
- Keithley 225 Current Source 600.00
- Keithley 246
HI-V Power Supply, 3100 VDC, 10 MA . . 600.00
- Keithley 247 HI-V Power Supply, 3000 VDC, 6 MA 500.00
- TEK 454 . . Scope Dual Trace 150MHZ 500.00
- TEK 454A . Scope Dual Trace 150MHZ 600.00
- TEK 465 . . Scope Dual Trace 100MHZ 600.00
- TEK 520A . Vectorscope NTSC 1,500.00
- TEK 1480R . Waveform Monitor 1,500.00
- TEK 7704A . Scope, 200MHZ 400.00
- TEK 7834 . Storage Scope, 400MHZ 1,000.00
- TEK 7854 . Digital Storage Scope, 400 MHZ . 2,000.00
- TEK 7A19 . 600MHZ Plug-In 400.00
- TEK 7S12 . Sampling Plug-In 1,000.00
- TEK 7T11 . Plug-In 700.00
- TEK AN502 . Differential Amplifier 500.00
- TEK S4 . . . Sampling Head 600.00

Test Equipment WANTED! Will Pay Within 24 Hours!

P.O. BOX 52153 (215) 426-0177
PHILADELPHIA, PA 19115 FAX 1-215-464-5856

Don't Despair...REPAIR!

Here's how to troubleshoot and repair your electronics successfully!

You Can Be Your Own Repair Expert!

For VCRs, camcorders, audio equipment, TV equipment, computer hardware, office equipment, home appliances, automobile electronics, and outdoor equipment.

- Pinpoint and analyze problems quickly.
- Successfully complete repairs with hands-on troubleshooting instructions.
- Become skilled understanding flowcharts and schematic diagrams.
- Confidently use test equipment such as oscilloscopes, frequency counters, and video analyzers.
- Keep your equipment in top condition with effective preventive maintenance techniques.

Continue to Broaden Your Repair Expertise!

You'll receive quarterly supplements, up to 160 pages, with new step-by-step repair and maintenance instructions, valuable schematics and new repair techniques. Learn how to repair a growing variety of appliances with hands-on repair projects that will keep you up-to-date with later models and technology. You'll be thrilled with your ability to repair a growing list of electronic equipment! Supplements may be returned or cancelled at any time.

Free Schematic Service!

Build a schematic library at no cost to you. As a paid subscriber you'll receive valuable coupons for your choice of schematic diagrams. No more hassles identifying manufacturers and ordering costly schematics from different sources! Redeem your coupons - through us - any time!

Order today for your 30-day, no-risk review of The Electronics Repair Manual.

**For Faster Service Call TOLL-FREE
1-800-222-WEKA
Or Fax To: 1-203-622-4187**



One Source For All Your Repair Needs!

Better organized than a magazine, more current than a book.

- 900-page manual
- easy-to-follow, detailed instructions
- trouble analysis flowcharts
- safety precaution checklists
- comprehensive replacement parts list
- directory of manufacturers



**Order
your copy
today!**

MONEYBACK GUARANTEE

There's no risk in trying the **ELECTRONICS REPAIR MANUAL** to see if it's right for you. If you are not delighted, simply return the manual after the 30-day trial period and receive a prompt refund.



97 Indian Field Rd.
Greenwich, CT 06830

YES! Please rush me a copy of the new Electronics Repair Manual for only \$59.95 + \$5.50 shipping and handling. I understand that if I am not satisfied I may return the manual within 30 days for a complete refund. Supplements are sent quarterly for 25¢ per page (never more than \$30) and may be returned or cancelled at any time.

- My payment is enclosed Bill me later
 Charge my Visa MasterCard

Acct. No. _____ Exp. Date _____

Signature _____

Phone () _____ Signature and phone number are required for all orders.

Name _____

Address _____

City _____ State _____ Zip _____

All payments must be in U.S. funds. Canada add \$10. All other countries add \$15. CT residents add 6% sales tax.

Mail to: WEKA Publishing, 97 Indian Field Rd.,
Greenwich, CT 06830 400038



Grill Guides

Ball and socket type grill guides for attaching speaker grill to cabinet. To use, simply drill the appropriate size holes in cabinet and grill frame. 12 pair per package.



#EN-260-367

\$1⁸⁰
PER PKG

Triplet Model 2202

Large, easy to read 3-1/2 digit LCD display. Tests voltage in 5 ranges to 750 VAC, resistance in 6 ranges to 20M plus diode test with audible continuity, 6 current ranges to 10A. Built-in battery test and HFE test for NPN and PNP transistors. Test leads, instructions and carrying case included. One year manufacturer warranty. Net weight: 1 lb.



#EN-390-140

\$47⁰⁰
EACH

One Farad Car Stereo Capacitor

Most car amplifiers' power supplies simply lack the capability to produce large amounts of instantaneous power. By adding the 1 Farad Car Stereo Capacitor to your system it will greatly augment the power supply of your amp and help it produce incredible bass punch and dramatically improved transient response. Includes installation instructions. Specifications: 1,000,000 uf. 16VDC at 85 degrees C. Net weight: 2 lbs. 1 year guarantee. Dimensions: 8-1/2" (H) x 3" (dia.).



#EN-029-1000

\$79⁹⁰
EACH

Contact Clean Plus

Contact Clean Plus is a CFC free industrial grade solvent designed to clean and lubricate all types of switches, electrical controls, and tuners. The heavy duty solvents quickly clean dirt, grease, and oxidation while leaving a fine lubricating film. Contact Clean Plus is non-flammable, safe on most plastics and can be applied on operating equipment. HCFC bond. 16 oz. aerosol.



#EN-341-035 \$10⁸⁰

\$9⁵⁰
(12-UP)

Polydax 1" Soft Dome Tweeter

1" textile diaphragm features a catenary profile for maximum stiffness. Ferro fluid cooling ensures high power handling capability with smooth and transparent sound reproduction.



•Power handling: 70 watts RMS/100 watts max. •Voice coil diameter: 1 inch wImpedance: 8 ohms •Frequency response: 4000-20,000 Hz wMagnet weight: 8-1/2 ozs. •Fs: 1200 Hz wSPL: 92 1W/1m •Net weight: 1 lb. •Manufacturer model number: TWO25M1 •Dimensions: A: 3-7/8", B: 2-7/8", C: 1", D: 2-3/4", E: 3/4"

#EN-270-046 \$21⁹⁵ \$19⁵⁰
(1-9) (10-UP)

Fluorescent Work Light



Extra bright 15 watt tube that operates on 120 VAC or 12 VDC. 15 foot power cord with wall adaptor and cigarette lighter plug. Net weight: 2 lbs.

#EN-360-490 \$17⁹⁰
EACH

12 VDC Cooling Fans

Perfect for cooling car audio power amps. Standard mounting configuration for replacement. Manufacturer may vary.



Part #	Description	Price (1-9)	Price (10-UP)
EN-250-102	micro fan 1" x 2-3/8" x 2-3/8"	\$8.50	\$7.95
EN-250-160	mini fan 1" x 3-5/8" x 3-5/8"	9.90	8.90
EN-259-120	standard fan 1-1/2" x 4-5/8" x 4-5/8"	9.90	8.90

Motorola Super Horn Tweeter

Very popular super horn tweeter found in many systems. Piezo elements do not require crossover networks and impedance increases as the input decreases. Excellent power handling capability.



•Power handling: 50 watts RMS/75 watts max. •Frequency response: 4000-27000 Hz •SPL: 94 dB 1W/1m •Net weight: 2 ozs. •Manufacturer model number: KSN1005 •Dimensions: A: 3-3/8" x 3-3/8", B: 3" C: 2-5/8", D: 1-3/4", E: 1"

#EN-270-010 \$4⁵⁰ \$3⁹⁵
(1-9) (10-UP)

Fuji Alkaline AA

Premium quality super alkaline batteries from Fuji feature a 100 percent mercury free formula. Long life design retains up to 85 percent of its life after 5 years in storage. Sold in packages of four.



#EN-140-155 \$2⁹⁰ \$2⁰⁵
(1-9) (10-UP)

12" Heavy Duty Poly Woofer

Special clear ribbed polypropylene cone with poly foam surround.



•Power handling: 100 watts RMS/200 watts max. •Voice coil diameter: 2 inches •Impedance: 6 ohms •Frequency response: 23-1500 Hz wMagnet weight: 40 ozs. •SPL: 96 dB 1W/1m •Vas: 12.68 •Qts: .16 •Xmax: .098 •Qes: .18 •Qms: 1.86 •Fs: 23 Hz •Net Weight: 9 lbs. •Manufacturer model number: A30GU40-51D •Dimensions: A: 12-1/8", B: 10-7/8", C: 5-1/2", D: 5-1/2", E: 1-3/4"

#EN-290-125 \$41⁹⁰ \$39⁹⁰
(1-3) (4-UP)

8" Fiberglass Cone Bass/Midrange

A premium quality driver. The woven fiberglass cone, high loss rubber surround and 29 Hz resonance, combine to offer excellent sonic definition and deep, tight bass.

•Power handling: 70 watts RMS/100 watts max •Voice coil diameter: 1-1/2 inches •Impedance: 8 ohms •Frequency response: 29-4000 •Magnet weight: 20 ozs. •Fs: 29 Hz •SPL: 89 dB 1W/1m •Vas: 2.98 cu. ft. •Qts: .39 •Qes: .47 •Qms: 2.2 •Xmax: .17 inches •Net weight: 5 lbs. •Dimensions: A: 8-3/8", B: 7-1/4", C: 3-13/16", D: 3-7/8", E: 1 3/8"



#EN-296-095

\$55⁹⁰ \$51⁵⁰
(1-3) (4-UP)

Home VCR Repair Illustrated

This illustrated guide can show you how to correct the most common VCR malfunctions without expensive tools or test equipment. Written by Richard C. Wilkins and Cheryl A. Hubbard. 400 pages in paperback. Copyright: 1991.




#EN-500-165

\$19⁹⁵
EACH

6-1/2" Two-Way Inwall System

This is our most popular in-wall. Easily installed in any 2 x 4 or larger wall. Specifications: 6-1/2" poly woofer with a 10 oz. magnet, 1" field replaceable soft dome tweeter. Integral 2-way crossover with pushbutton wire terminal. 8 ohm impedance, frequency response: 40-20,000 Hz. 40 watts RMS/80 watts max power handling capability. Sensitivity: 90 dB 1W/1m. Dimensions: 8-1/2" (W) x 12" (L) x 3 1/2" (D). Net weight: 9 lbs. per pair.



#EN-300-036

\$249⁹⁵ \$119⁵⁰ \$109⁹⁰
(SUG. LIST) (1-3 PRS) (4 PRS-UP)

The Loudspeaker Design Cookbook IV

This book describes the "science" of loudspeaker design, however applying it is an "art". Using the information in this book will yield hundreds of possible variations in speaker design, with some subtle and not-so-subtle differences. 1991 copyright, fourth edition. Author: Vance Dickason. 154 pages paperback.

#EN-500-035

\$29⁹⁵
EACH

Cabinet Carpet

This high quality carpet is the covering of choice for car, stage, and amplifier cabinets. Adhere with spray adhesive or latex contact cements. Sold by the linear yard. 54" wide.



#EN-260-765 Dark Charcoal

#EN-260-767 Medium Grey

#EN-260-768 Jet Black

Per Linear Yard, 36" x 54" \$4⁵⁰

Right Angle 1/4" Phone Plug (Mono)



#EN-099-020 65¢ 40¢
(1-49) (50-UP)

Parts Express
340 East First St.
Dayton, Ohio 45402
Local: 513-222-0173
*FAX: 513-222-4644

•30 day money back guarantee •\$20.00 minimum order •We accept Mastercard, Visa, Discover, and company C.O.D. orders •24 hour shipping •Shipping charge = UPS chart rate + \$1.50 (\$4.00 minimum charge) •Hours 8:30 am - 7:00 pm ET, Monday - Friday 9:00 am - 5:00 pm Saturday. Mail order customers, please call for shipping estimate on orders exceeding 5 lbs. •Foreign destination customers please send \$6.00 U.S. funds for catalog postage.

Parts Express

International Inc.

14-3 Heavy Duty Cord

Super duty power cord. 14 ga., 3 conductor. 4 ft. length. Limited availability.



#EN-119-010 \$2⁵⁰ (1-9)

\$1⁵⁰ (10-UP)

12 VAC CT, 300 mA Transformer

12VAC (6-0-6) secondary. 300 mA current capability. 2-1/2 ft. primary wires. Dimensions: 2-1/2" (W) X 1-3/8" (H) X 1-1/2" (D).



#EN-129-340 \$1⁹⁵ (1-9)

\$1⁷⁰ (10-UP)

VCR Hardware Assortment

Convenient assortment of clips, washers, springs, and screws. 10 pieces each of 4 sizes of "E" clips, 10 pieces of 2 sizes of retaining rings, 10 pieces of 14 sizes of washers, 2 each of 8 sizes of tension and compression springs and 24 assorted screws. Total of 246 pieces.

#EN-430-315 \$6⁵⁰ (1-3)

\$5⁹⁵ (4-UP)

Speaker Sealing Caulk

Special rubber compound quickly and easily seals speakers into cabinets. Eliminates vibration and air leaks. Sold in 1/4" x 36" strips.



#EN-269-300 75¢ (1-9)

60¢ (10-UP)

Klein Unibit (reg) Step-Drill Bit

For drilling multiple size holes in metal, plastic and wood up to 1/8" thick. Thirteen steps in 1/32" increments ranging from 1/8" to 1/2" holes. Diameter markings are laser etched on the flute. 1/4" shaft.



#EN-362-100

\$18⁹⁵

Quality 30 Watt Iron

Economical 30 watt iron with replaceable tip. Blue plastic handle.



#EN-370-010

\$4⁹⁰

Soldering Stand

Convenient soldering iron stand with cleaning sponge. Display boxed.



#EN-370-020 \$4⁹⁵ (1-9)

\$4⁵⁰ (10-UP)

Kester Pocket Pack

Perfect tool box solder supply. The wire feeds conveniently from the handy dispenser tube. Pocket clip attached. .031" diameter solder. .5 ounce (approximately 15 feet).



#EN-370-050 \$1⁰⁰ (1-9)

90¢ (10-UP)

Isotip Butane Soldering Iron

The ideal soldering iron for field repairs where no AC power is present. Uses standard butane (not included) available at most stores. Iron also comes with a torch attachment which easily screws on in place of the soldering tip. Limited one year warranty.



#EN-370-235

\$24⁹⁵ EACH

Center Off Toggle

DPDT center off toggle switch. 6A, 125VAC. (1/2" mount.)



Monitor Power Jack

Standard computer type monitor jack. Limited quantity.



#EN-090-446 85¢ (1-49)

65¢ (50-UP)

Screw Type Holder

Standard AGC type fuseholder. Fits 5/8" mounting hole. Black color.



#EN-070-610 65¢ (1-9)

55¢ (10-UP)

Pull-Out Radio Carry Case

Super quality nylon bag storing pull out radios. Front accessory storage pocket which will hold up to 5 CD cases. Velcro closure. Inside dimensions: 7-1/2" x 2-1/2" x 8".



#EN-265-950 \$10⁸⁰ (1-3)

\$9⁹⁵ (4-UP)

Matching Transformer

Adapts 75 ohm coax to 300 ohm twin lead (or vice-versa) at antenna or television. 5-90 MHz UHF/VHF. 3 capacitor PC board type.



#EN-180-010 49¢ (1-49)

35¢ (50-UP)

Deluxe F-59 Connector

(Full attached ferrule)



#EN-090-355 22¢ (1-49)

17¢ (50-UP)

Triple Shielded Audio Cables

These high grade oxygen free copper cables utilize triple shielding to ensure excellent noise rejection and are terminated with high conductivity gold plated RCA's for maximum signal transfer. Flexible jacket is sapphire blue and includes a remote turn on wire.



#EN-263-650 (3.3 ft.)

\$15⁵⁰ (1-3)

\$13⁹⁰ (4-UP)

#EN-263-655 (6.8 ft.)

\$17⁵⁰ (1-3)

\$15⁹⁰ (4-UP)

#EN-263-670 (19.8 ft.)

\$29⁹⁰ (1-3)

\$25⁵⁰ (4-UP)

Deluxe "F" Male For RG-6

(Full attached ferrule)



#EN-090-358 29¢ (1-49)

24¢ (50-UP)

Technician's Turntable

Turntable to speed repair of VCRs, TVs and more. Allows technician to easily turn unit for convenient repair. Dimensions: 20"W x 15"D x 1-1/8"H. Black pebbled surface. Includes 4 anti-skid adhesive feet. Net weight: 9 lbs.



#EN-360-427

\$26⁸⁰ (EACH)

Surge Protected Power Center

7 outlet power center with noise and surge protection. Surge protection on all three lines (hot, neutral, ground). response time: less than 8 nano seconds. Noise protection on hot to neutral. 15 amp circuit breaker. Lighted power switch. UL listed.



#EN-130-212 \$12⁵⁰ (1-9)

\$10⁹⁵ (10-UP)

Universal Video Cable

6 ft. RG-59 cable with a push-on "F" connector to a combination 75 and 300 ohm balun that is switchable between 75 and 300 ohm.



#EN-180-126 \$2⁹⁵ (1-9)

\$2⁵⁰ (10-UP)

3.5mm Mini Headphone Extension

Add 6 feet to your mini headphones. Gives the user added mobility when listening to personal cassette players. Limited availability.




#EN-240-090 \$1⁶⁵ (1-9)

\$1³⁰ (10-UP)

Unfinished 6" x 9" Cabinets

You can paint or finish to your liking. Flush mount design for rear deck baffle applications. Dimensions: 11-5/8" x 8-3/8" x 6-3/4" x 5" (tapered back). Sold in pairs. Approximate cubic volume: .2 cu. ft. Net weight: 9 lbs. per pair.



#EN-260-450

\$12⁵⁰ (1-3 PRS)

\$9⁹⁵ (4 PRS-UP)

In-Line Coax Splice

Quickly splice coaxial cables with this unique and easy to use splice connector. Accepts up to RG6/U cable.



#EN-090-545 49¢ (1-49)

55¢ (50-UP)

12V, 2.3Ah Camcorder Battery

Popular battery for use with Canon, Chinon, Curtis Mathes, G.E., Magnavox, Minolta, Olympus, Panasonic, J.C. Penny, Pentax, Philco, Quasar, Sears, Sylvania, Teknika and other miscellaneous manufacturers. Dimensions: 7.17" (L) x .94" (W) x 2.42" (H).



#EN-140-541

\$39⁹⁵ EACH

Carpet Spray Adhesive

Professional quality spray adhesive securely bonds lightweight materials such as flexible foams, fiberglass insulation, plastics and metal foils. 16.5 oz. aerosol.



#EN-340-095 \$8⁹⁰ (1-11)

\$7⁹⁰ (12-UP)

Pressfit Speaker Terminal

Spring loaded, pushbutton speaker terminal simply drill a hole, apply glue, and press into place.



#EN-260-295 95¢ (1-9)

78¢ (10-UP)

3 Amp Power Supply

This is a fully regulated power supply perfect for testing car radios, CBS, radar detectors and other standard 12VDC items.



Heavy duty steel housing with indicator lamp and binding posts. Short circuit protection. Input 120 VAC, 60 Hz, 2 year warranty. Net weight: 4 lbs. Specifications: output voltage 13.8 VDC, output current (cont) 3 amps, output current (surge) 4 amps, dimensions 4-1/2"x3"x7", net weight 4 lbs.

#EN-120-495 \$24⁸⁰ (1-3)

\$23⁵⁰ (4-UP)

Parts Express
340 East First St.
Dayton, Ohio 45402
Local: 513-222-0173
FAX: 513-222-4644

CALL TOLL FREE
1-800-338-0531



November 1993, Electronics Now

CIRCLE 262 ON FREE INFORMATION CARD

50A39

www.americanradiohistory.com

EARN MORE MONEY!

Be an FCC LICENSED ELECTRONIC TECHNICIAN!



No costly school. No commuting to class. The Original Home-Study course prepares you for the "FCC Commercial Radiotelephone License." This valuable license is your professional "ticket" to thousands of exciting jobs in Communications, Radio-TV, Microwave, Maritime, Radar, Avionics and more...even start your own business! You don't need a college degree to qualify, but you do need an FCC License.

No Need to Quit Your Job or Go To School
This proven course is easy, fast and low cost! **GUARANTEED PASS**—You get your FCC License or money refunded. **Send for FREE facts now. MAIL COUPON TODAY!**

COMMAND PRODUCTIONS

FCC LICENSE TRAINING, Dept. 210
P.O. Box 2824, San Francisco, CA 94126
Please rush FREE details immediately!

NAME _____
ADDRESS _____
CITY _____ STATE _____ ZIP _____

TECH-SYSTEMS


QUALITY USED ELECTRONIC TEST EQUIPMENT

PH:(800)435-1516

FAX:(908)280-0111

SPECTRUM ANALYZERS

HP 141T MAINFRAME...\$995.00
HP 182T MAINFRAME...\$595.00
HP 853A MAINFRAME...\$1,995.00
HP 8552A IF SECTION...\$795.00
HP 8552B...\$995.00
HP 8553B 0-110MHZ...\$795.00
HP 8553L...\$795.00
HP 8554B 0-1200MHZ...\$1,295.00
HP 8554L...\$1,095.00
HP 8555A 0-18GHZ...\$1,795.00
HP 8556A 20-300KHZ...\$895.00
HP 8558B 0.1-1500MHZ...\$2,995.00
HP 8559A 0.01-12.0GHZ...\$4,995.00
Tek 7L5 20Hz-5.0 MHz...\$3,495.00
Tek 7L12 1.0kHz-1.0GHz...\$3,695.00
Tek 7L13 100 kHz-1.8GHz...\$3,695.00
Tek 7L18 1.5-60 GHz...\$4,195.00
HP 3580A...\$1,995.00




Tek 475

DUAL TRACE PORTABLE OSCILLOSCOPES

TEK 465...100MHZ...\$695.00
TEK 475...200MHZ...\$995.00
TEK 475A...250MHZ...\$1,095.00
TEK 2445...150MHZ...\$1,995.00
TEK 2465...300MHZ...\$2,995.00

LAB SCOPES

TEK 7704A...200MHZ
(includes 2 each 7A26, 7B85 delayed time base, & 7B80...\$1,495.00
TEK 7603...200MHZ(includes 2 ea. 7A18 & 7B53A...\$850.00
7A18 dual trace vert. amp...\$195.00
7A19 vertical amplifier...\$395.00
7A22 differential amplifier...\$495.00
7A26 dual trace amplifier...\$295.00
7B53A delayed sweep time base...\$295.00
7B80 delayed time base...\$300.00
7B92A dual time base...\$450.00
TEK 7A13 Diff. Comparator/NEW board...\$895.00



HP 141T SYSTEM

ASSORTED

HP 651A OSCILLATOR...\$395.00
TEK TDRw/recrdrs...\$4,995.00
HP 8505A/8503A/8501A/11851B complete w/ cables & calibration...\$7,995.00
HP 432... (power meter)...\$395.00
HP 436A... (incl. cable & sensor) \$1,595.00
HP 334A distortion analyzer...\$950.00
HP 400EL AC voltmeter...\$195.00
HP 400FL AC voltmeter...\$195.00
HP 3400A analog meter...\$295.00
HP 1645A data error analyzer...\$295.00
HP 3551A transmission test set...\$1,595.00
Fluke 5100B automatic calibrator...\$8,995.00
Fluke 5200A AC calibrator...\$2,995.00**
Transmission Impairment Test Sets
HP 4935A...\$1,900.00
HP 4940A...\$750.00
Navtel 9651...\$550.00
HP 4944A...\$650.00
Halcyon 520B/500B univ. test sys...\$550.00
HP 4955A protocol analyzer...\$950.00
TEK 834 protocol analyzer...\$350.00

POWER SUPPLIES

HP 6260B 10V 50A BRAND NEW...\$695.00
HP 6453A 15V 200A...\$1,495.00
HP 6456B 36V 100A...\$1,495.00
Lambda 100V 8A...\$995.00
Sorensen DCR 300-35A...\$3,900.00
EMCV10V 500A...\$1,495.00
EMCV 20V 500A...\$1,295.00
HP 600 SERIES...\$295.00
HP 8690 SERIES... from \$395.00
HP 8640B 512MHZ...\$2,495.00
HP 8601A 100KHZ-110MHZ...\$895.00
HP 8672A 2.0-18.0GHZ...\$9,950.00
HP 8671A 2.0-18.0GHZ...\$5,350.00
HP 8620C sweep generator...\$595.00
plug-ins
HP 86222B 0.01-2.4 GHZ...\$2,595.00
HP 86290A 2.0-18GHZ...\$2,195.00
HP 86290B...\$2,595.00
HP 86245A 5.9-12.4 GHZ...\$1,495.00

SIGNAL GENERATORS

WE BUY SURPLUS EQUIPMENT!!


fax us a list of your excess inventory

30 DAY Guarantee!

1309 HWY 71 BELMAR, NJ 07719

Toronto Surplus & Scientific

608 Gordon Baker Rd. Willowdale,
Ontario Canada zip: M2H-3B4
TEL: (416) 490-8865 FAX: 785-7955



INDUSTRY STANDARD TEKTRONIX 491 SPECTRUM ANALYZER

Covers 10 Mhz - 40 Ghz. Solid state portable unit features internal phase lock, minimum sensitivity is -100 dBm. A 12.4 Ghz mixer is included with each unit. External mixer kit, and attenuators are available with purchase of each 491 for \$400.00 extra per set. Price: \$1,200.00 ea.




COLLINS 30L-1 POWER AMPLIFIER

One of the finest mid-size linear amplifiers ever produced specifically for the Premier Ham Radio Operator. It covers the 80,40,20,15 and 10 meter bands in either SSB, CW, RTTY or SSTV modes. Input drive power is 70-100 watts for full output. Power input is 1200watts, @ 115/230 vac 60 Hz. Output power is 650 watts RF (1000w @ reduced duty cycle).


These units are in exceptional condition complete with cables and connectors. If your looking for the amp opportunity of a life time, you've just checked-in!!!

Price: \$595.00 winged. \$695.00 round.




MARCONI SYNTHESIZED SIGNAL GENERATOR Model 2018

Freq range 80Khz-520Mhz with calibrated output levels from -127 dBm to +13dBm. Resolution 10Hz. It can be freq, phase or amplitude modulated from ext or int modulation sources. RF output resolution is 0.1dB, reversepower protection of up to 50W is possible without damage to the instrument. This instrument is micro-processor controlled and very easy to use, a must for any serious repair or development lab. Price: \$1500.00 Checked




R390A RECEIVER

"The CLASSIC RADIO RECEIVER that is still a great investment". - These units are complete with meters and cover the frequency range of 0.5 - 32 Mhz in AM, CW, MCW with direct frequency readout via mechanical digital display - checked complete, less covers. Price: Used Repairable \$295.00




RACAL RECEIVER RA 6790/GM

Superior quality and design are standard in this 500Khz-30Mhz general coverage receiver. Modes of operation are AM, FM, CW, U/LSB, ISB optional, with room for seven bandpass filters. The illuminated LCD display features large readable digits for frequency and mode status as well as AF or RF signal strength. Tuning can be directly entered via keypad or with a tuning knob. Three different gain modes are Manual, Automatic, and Automatic with selectable threshold. RS232 interface card \$125.00 Price \$995.00 Fully Checked & Operational. Bandpass Filters: 400Hz/1.2KHz/2KHz/6.8KHz 16KHz / USB/LSB are \$65.00 ea. The 3.24KHz BPF's are \$110.00 ea.



IFR 1000SA COMMUNICATIONS MONITOR

FM/AM-1000SA is a synthesized AM/FM/SSB receiver/signal generator. Frequency range is 300Khz-1Ghz, it contains a 60 watt rf power meter, deviation/modulation meter, oscilloscope, tone generator and internal high stability frequency standard. Its a radio repair shop in one cabinet. Price: \$2750.00 Checked




467 SIMPSON DIGITAL VOLTMETER

Top quality American made 3 1/2 digit DVM with many features including; Digilog™ Scale, +/- Peak Hold, Diode Test and TRUE RMS. Comes complete with carrying case, external current shunt and 5000 volt probe. Requires 9V battery.

Price: Used Repairable \$95.00

Manuals available at extra cost



R1051B RECEIVER

Covers 2Mhz - 30 Mhz LSB, USB, ISB, AM, CW & FSK Navy Shipboard Design. Direct Frequency readout, Accurate High Stability Time Base. Requires 115VAC 60 Hz for operation.

Price: Used Repairable \$275.00

All Prices in U.S. Dollars
Please include telephone/fax
number with mail-in orders.
Orders must be prepaid by
guaranteed instrument.

CIRCLE 305 ON FREE INFORMATION CARD

Professional Tool Case

SPECIAL \$59.95

Reg. \$80.00



Model ENIM5

- Two removable pallets hold over 60 tools
- Case top has built-in document holder
- Case bottom is partitioned into 3 areas

A handsome black case to organize and transport your valuable tools and instruments. This is the same quality case used by literally thousands of professional field engineers. Case is made of high impact polypropylene, and has snap-action key locks and a padded handle.

Size: 17 1/2" x 12 1/2" x 5"

Tools are not included.


Offer expires December 17, 1993.

To order call: 1-800-225-5370

In MA: (508) 682-2000

Same Day Shipment! Money Back Guarantee!

Terms: Visa, MC, Amex; PO's from qualified firms accepted. Add \$6.75 for packing and delivery



FREE CONTACT EAST CATALOG

Contains thousands of products for testing, repairing & assembling electronic equipment. To get your free catalog, call (508)682-2000.

CIRCLE 227 ON FREE INFORMATION CARD

1-800-967-3754
713-239-7446 (FAX)

E.T.S.I 9AM-6PM CDT
Monday Friday

TEK 465M Portable Scope Dual Trace \$495	H/P 5257A Transfer Oscillator \$400
Racal/Dana 5100AF 5 1/2 Digit DVM \$99	H/P 5255A Freq. Converter 3-12.4Ghz \$199
TEK 191 Const. Amp. Signal Generator \$99	H/P 5253B Freq. Converter 50-500Mhz \$59
Ball 6130A Time Mark Gen. \$99	H/P 1600A Logic State Analyzer \$599
Wavetek 103 Function Gen. 1Mhz \$199	H/P 8708A Synchronizer \$99
Narda 8201 M-wave Oven Leak Det.Kit \$99	H/P 8690B Sweep Oscillator Mainframe \$375
TEK 503R 1Mhz Scope X-Y Disp.,probe,manual \$99	TEK 1S1 1Ghz Plug-in for 500 Series Mainframe \$89
H/P 5245L Freq. Counter \$89	H/P 606B Signal Generator 50Khz-65Mhz \$399
H/P 5254 P/I Converter 50-3000Mhz \$119	Nixie Tubes \$25
H/P 5252 Prescaler to 350Mhz \$59	H/P 200CD Signal Generator 5Hz-600Khz \$99
H/P 5265A Digital Voltmeter \$79	Mideastern Precision Resistor Set 10K to 10 MM step 10K \$3000
H/P 5261A Video Amplifier \$89	TEK 7000 Mainframe w/Plug-ins CALL
H/P 5262A Time Interval Unit \$89	H/P 141 Square CT w/Plug-ins CALL
H/P 5256A Freq. Converter 8-18Ghz \$249	



LOOKING FOR TEST EQUIPMENT NIGHT VISION or ELECTRONICS?

TEST EQUIPMENT SPECIALS

TEKTRONIX MAINFRAMES

- 7854, 400MHz Digital, GPIB, 7A24, 7A26 D/T vert., 7B92 T/B Manual.....\$1895
- 7904, 500MHz M/F with 7A19, 7A26 D/T vert., 7B92 T/B Manual.....\$1150
- 7623, 100MHz Storage with 7A18x2 D/T vert. amp, 7B53 T/B.....\$995

PORTABLE PACKAGE DEALS

- TEK 465B, 100MHz, Dual Trace, Delayed Sweep, With Manual.....\$595
- TEK 475, 200MHz, Dual Trace, Delayed Sweep, Probe & Manual.....\$725
- TEK 485, 350MHz, Dual Trace, Delayed Sweep, Probe & Manual.....\$995
- TEK 2336, 100MHz, D/T, D/S, Compact, LCD readout, Probe & Manual.....\$895

LASER DIODE SUPER DEAL!

The smallest 5mW LASER module or the slimmest LASER PEN

This is the best laser value ever offered. Our 3VDC powered module is only 11x22mm. Hitachi, 5mW index guided laser, AR coated glass collimator and smt. pwr. supply in a machined brass package. You can use lasers in even the smallest locations. Our truly pen sized pointer with it's beautiful black body, and padded presentation case, looks like a fine writing instrument. Identical laser as our module. Operates on two readily available 'AA' cells (included). Why pay e more up to twice our price elsewhere? MODULE.....\$69 or LASER PEN.....\$89

NIGHT VISION POWER SUPPLY

VARO type 3093A Military unit. 15KVDC out with 1.5VDC input! Commonly used in IR viewers and related. LIKE NEW CONDITION.....\$50ea.

ATTRACTIVE OFFER?

We have possibly the most powerful magnets you have ever experienced! You may



have seen "powerful" Rare Earth Magnets elsewhere for \$15ea. or MORE! Let's just say "they are kids stuff," compared to these. They give new meaning to: "small but powerful." Each module consists of *two magnets* bonded to a steel base. The overall size is 2.5"x1.1"Wx.67"H. The actual magnets, are only .82Lx.78Wx.32H. Of course the best for last. These little monsters can pull 50lbs! Yes fifty! We estimate their field

strength at 27000 GAUSS! Two of them will join with tremendous force almost impossible to separate. Not intended for children.

WARNING: CAN CAUSE PERSONAL INJURY IF NOT HANDLED WITH CARE

TWO MODULES..... \$8.95 or 10 MODULES.....\$39.95 Quantities available.

SEE IN ALMOST TOTAL DARKNESS! Starlight scope kit. Includes 2nd GEN. Intensifier module, new 50mm f1.8 objective and 10X focusing eyepiece. Just add your housing and 3VDC for a complete night vision system.

COMPLETE KIT.....\$725ea. or MODULE ONLY less optics...\$575

IR GOGGLES, ANPAS-5, GENUINE U.S. MILITARY ISSUE

SEE IN TOTAL DARKNESS, Two complete optical systems for true binocular viewing. Self contained high voltage power supply. Velcro adjustable face mask. Extremely rugged and light weight. (18 oz.) Perfect for hands free applications. Excellent for close focus work. The perfect tool for use with IR lasers and LED's limited quantity. COMPLETE PAS-5 GOGGLE.....\$595

OPTIONAL ACCESSORIES: MILITARY 5 1/4" IR FILTER.....\$45
500,000 C/P, 12VDC, IR SOURCE.....\$125



RESOURCES UN-LTD. THE QUALITY YOU DESERVE AT PRICES YOU CAN AFFORD

60 DAY REPAIR OR REPLACEMENT GUARANTEE. FRIENDLY TECHNICAL SUPPORT. LARGE INVENTORY
VISA, MC, AMEX or COD. PHONE: 603-668-2499 FAX: 644-7825

WHOLESALE SPECIALS
LIMITED QUANTITIES
CABLE CONVERTERS

Blow Out!!

Jerrold 400 Refurbished

60 Channel Remote w/fine tune

6 Month Warranty New Transmitter

400 MHZ 60 Channel **\$59.95** each

\$55.00 each - 5 lot • \$50.00 each - 10 lot
 \$45.00 each - 20 lot • \$40.00 each - 50 lot
 \$37.50 each - 100 lot

New Zenith SSAVI
Power Supplies Available

MTS Stereo Processors for SSAVI
Available - Works with any Cable Converter

VIEWSTAR IS HERE

MXC-2520-525 MHZ remote volume
 remote volume control
 Audio/video Baseband **\$119.95** ea.
 Output, descrambler loop **\$90.00** 5 lot
 Parental Lockout **\$85.00** 10 lot
 Favorite channel **\$80.00** 20 lot
 Remote Fine tuning
 'Universal' Descrambler Compatible

NEW "NORTH COAST"

'Excel' 66 channel remote **\$99.95** ea.
 Fine tune remote,
 60 min. Sleep timer **\$80.00** 5 lot
 Display dimmer
 Favorite channel **\$75.00** 10 lot
 Parental Lockout,
 HRC/STD Remote **\$70.00** 20 lot
 Selectable Twinline A/B Select Optional
AMERICAN MADE Keep OUR People Working

UNITED ELECTRONIC SUPPLY

P.O. BOX 1206 • ELGIN, ILLINOIS 60121
 RES


24 Hour Service

(708) 697-0600

Mon - Fri 8:30 - 5 pm - CST

November 1993, Electronics Now

Learn COMPUTERS MICROPROCESSORS AND PROGRAMMING with the AES-10 trainer



This microboard has the most advanced features available, yet is easy to use and understand by beginners. You get a learning system that is also a fully functioning embedded industrial controller with 20 key input - 2 line liquid crystal display - Intel 8052 PLCC microprocessor - 64K bytes of memory - digital and analog inputs and outputs - built in logic probe - battery or 9v converter powered - and two RS232 ports. The AES - 10 operates as a stand-alone system, or connect it to your PC for high-level-language programming. Learn by doing. Machine language-Assembly language-Full Basic. Clear texts give details about how the microcontroller/computer works. Shown in easy to follow style; hex and binary numbers, digital and analog electronics, and the three levels of programming. Fully built.

EACH LEARNING SYSTEM INCLUDES:

Microboard, manuals, primer textbook, assembler, PC connector cable, software and examples. Everything you need. \$269 Complete. Free brochure.

Advanced Educational Systems

1407 N. Batavia St. #220 • Orange, CA 92667

714-744-0981 Fax 714-744-2693

New

BUFFERED PC/AT BUS(ISA) EXTENSION CARD PROTECTS PC MAKES TESTING **FASTER**



- ★ Prevent PC damage from testing unit plugging/unplugging.
- ★ Save PC rebooting time to speed up testing.

Order NOW! Model No.: **IF001** **\$179**
One year factory hardware warranty.

PC Based Universal Counter,
Function Generator, Digital Oscilloscope
Each is a PC peripheral card,
Performing Multi-Tasking With Windows® 3.X.
Programmable with C or BASIC language
Ask for spec sheets!

TC INSTRUMENTS®

4 Village Loop Road, Unit B3, Pomona, CA 91766
Tel: (909) 397-5870 Fax: (909) 397-5875

AMAZING SECRET SOURCE OF SURPLUS



Thousands of unusual items for the electronically and mechanically minded. Power supplies, batteries, lamps, switches, solenoids, tools, electrical components,

electronic instruments, motors, pumps, fans, fiber optics, kits, lenses, lab supplies, magnets, tapes, office supplies, science books, and novelty items. Amazing secret source of surplus items 50% to 90% off original prices. Send the information card for a free catalog.



**AMERICAN SCIENCE
& SURPLUS**

INCREDIBLE STUFF, UNBELIEVABLE PRICES

3605 Howard St • Skokie IL 60076

Romy-16 EPROM Emulator

- Emulates ROMs (2716-27010) or RAMs in 8- and 16- bit systems.
- Monitors the address bus.
- Provides 8 hardware breakpoints for 8-bit systems.
- \$155 (2716 - 27256) and \$205 (2716 - 27010).
- Optional assembler, disassembler, and ROM debugger add \$100.
- 90 day warranty, S&H \$7.

Universal Microprocessor Simulator/ Debugger V2.0

- Simulates Z8, Z80, 64180, 8048, 8051, 8085, 6800, 6801, 6805, 6809, 6811, 6303, 6502 & 65C02.
- Assembler and Disassembler.
- Windowed Symbolic Simulator.
- Supports on-board Debug through RS232.
- \$90 each CPU (\$7 S/H).

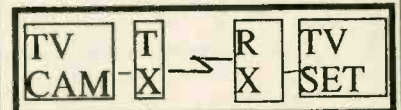
80C31 Microcomputer Development System

- 40x4 LCD Display.
- 8K ROM and 1K RAM.
- \$50 each SBC, for complete development system add \$70.
- Universal EPROM programmer and more SBCs are available.

J&M Microtek, Inc.

83 Seaman Road, W Orange, NJ 07052
TEL: 201-325-1892 FAX: 201-736-4567

MICRO VIDEO SYSTEMS



Micro TV Cameras, Micro TV Transmitters, Small Compact Receivers & Downconverters. Amateur TV, Industrial RF links. We have them all 2 1/4" x 1 3/8" B/W video cameras, Color cameras, **Night Vision** video systems. **FCC certified** RF devices. All video cameras are NTSC format @ 1v p-p. R/C Models, Robotics, Security, Model Rockets, Hazardous Materials handling, Product control. Fuzzy Logic input device, Computer Image Capture. Pool monitoring

MICRO VIDEO PRODUCTS
INFO. LINE: 714 646-8266
FAX LINE: 714 545-8041
ORDER LINE: Canada, USA, Mexico

800-473-0538

1334 SO. SHAWNEE DR.
SANTA ANA, CA. 92704

MO. VISA MasterCard AmEx.

TIMELINE INC.

Over 7 years and 22,000 customers and still growing.

LIQUID CRYSTAL DISPLAYS

Alphanumeric—parallel Interface

16 x 1.....	3 for \$25.00	16 x 2.....	\$8.00
20 x 2.....	\$12.00	24 x 2.....	\$12.00
32 x 4.....	\$20.00	40 x 2.....	2 for \$25.00
40 x 4.....	\$25.00	4 x 2.....	\$5.00

5V power required • Built in C-MOS LCD driver & controller • Easy "Microprocessor" interface • 98 ASCII character generator • Certain models are backlit, call for more info.

Graphic and alphanumeric—serial interface

Size	Mfr.	Price
640 x 480.....	Epson.....	\$75.00
640 x 400 (backlit).....	Panasonic.....	\$35.00
640 x 200.....	Toshiba.....	\$19.00
480 x 128.....	Hitachi.....	\$15.00
256 x 128.....	Epson.....	\$35.00
240 x 128 (backlit).....	Optrex.....	\$20.00
160 x 128.....	Optrex.....	\$15.00

LASER PRODUCTS

HeNe Laser Tube (10Mw max. output) TEM00, 15.5" long, MFG:NEC **\$99.⁰⁰**
Laser Power Supply (for HeNe tube) **\$100.⁰⁰**

LASER SCANNER ASSEMBLY \$39.⁰⁰

Assembly intended for a laser printer. Includes laser diode, polygon motor (6 sided) and misc. optics and lenses.

LASER DIODE: Sharp part#: LT022MC
 5mW at 780 nm, single transverse mode **\$10.⁰⁰**

POS & BAR CODE

MAGNETIC CARD READER \$25.⁰⁰

Includes: • 20 character dot matrix display with full alpha-numeric capability • keypad with full alpha-numeric entry • separate 7.5 VDC/0.5 Amp power supply • standard telephone interface extension cord • lithium battery and flat-cone speaker.

HP bar code wand (HBCS 2300).....\$35.00

POWER SUPPLYS

73 WATT SWITCHING \$15.00 or 2 @ \$25.00, (2) 4 pin power connectors attached • 115/230 Volt, Dim: 8.5" L x 4.5" W x 2" H • Output: +5V @ 2-9.75 A, +12V @ 0-1.5 A, -5V @ 0-0.4 A, -12V @ 0-0.5 A

68 WATT SWITCHING \$12.00 or 2 for \$20.00, 115/230 Volt, Dim: 5.5" L x 3.2" W x 1.7" H • Output: 5V @ 4 A, 12V @ 4 A

CHARGE COUPLED DEVICES

"The Spy In The Sky"



1728 element CCD	\$15.00	(These are linear CCDs, not matrix type.)
2048 element CCD	\$15.00	
4096 element CCD	\$29.00	

MISCELLANEOUS

ADAPTEC 4070A (RLL)

OR 4000A (MFM)

SCSI Controller, your choice **\$60.⁰⁰**

IBM 370 option XT and AT emulation boards **\$50.00**

23605 TELO Ave, Torrance, CA 90505

Order desk only: USA: (800) 872-8878 CA: (800) 223-9977

L.A. & Technical Info: (310) 784-5488 Fax: (310) 784-7590

OEM INQUIRIES WELCOME

Minimum Order: \$20.00. Minimum shipping and handling charge \$5.00. We accept cashiers checks, MC or VISA. No personal checks or COD's. CA residents add 8.25% sales tax. We are not responsible for typographical errors. All merchandise subject to prior sale. Phone orders welcome. Foreign orders require special handling. Prices subject to change without notice. 20% restocking fee for returned orders.

MONITORS

Non-Enclosed TTL

Comes with pinout. 12V at 1.4 Amp input. Horizontal frequency 15 KHz. Ability to do 40 and 80 column.

5 inch Black & White.....	\$35.00
9 inch (Amber).....	\$29.95
12" Green or B & W.....	\$19.95

Enclosed

9" Green BNC composite 115V/230V.....	\$89.00
12" White BNC composite 24V.....	\$109.00

Mfr.: Electrohome • For Very High Quality Medical and Industrial Applications

Composite

9 inch (Amber) \$24.00 (Non-Enclosed)

5" COLOR MONITOR \$69.⁰⁰

Flat Faceplate • 320 x 200 Dot Resolution • CGA &

Hercules Compatible • 12 VDC Operation •

15.75 KHz Horiz. Freq. • 60 Hz Vert. Sync.

Freq. • Open Frame Construction • Standard

Interface Connector • Degaussing Coil

Included • Mfg.: Samtron



COMPUTER PERIPHERALS

101 key XT keyboard.....\$19.00

AT Hard Drive Controller (Up to 12 Mhz only)....\$15.00

FLOPPY DRIVES

360K.....\$25.00

720K.....\$35.00

1.2Mb.....\$50.00

1.44Mb.....\$50.00

5.25" bracket for 720K or 1.44Mb drives \$7 extra

NEC N9630-P 9600 bps External Modem \$109.⁰⁰

Hayes compatible • Full duplex asynchronous or synchronous operation • Dial up (voice) or lease line operation • Follows the V.32 standard • Automatic fallback to 4800 bps • Built in error correction (can be enabled or disabled) • Seven (7) mode operation LED indicators • Seven (7) interface LED indicators • Two (2) signal quality LEDs • Eight (8) Character message display

NETWORK

IRMA BOARD 8 bit \$99.⁰⁰

Links 3270 mainframe systems to IBM PC

Proteon ProNet-4 Model p1347 Token Ring Board \$79.⁰⁰

16 bit • 4 Mbps • IEEE 802.2 and 802.5 compatible • twisted pair • interoperable with IBM Token Ring network

HACKER CORNER

Portable Micro Terminal

Flip up LCD display (9-16 VDC) • Can communicate with any computer having RS 232 port • Can communicate with another Microterminal • Use by itself as electronic notebook • Onboard microprocessor, data RAM (32K) and Video RAM (64K)

• Complex built in diagnostics and set up capabilities. • Original intention for POS applications. • display size 40x16 (256 x 128 pixels.) Dimensions: 6.3" W, 11" L,

2"H. (With LCD up height is 7.1")



\$99.⁰⁰

or 2 for \$149.⁰⁰

CALL TOLL FREE
 1-800-292-7711
 1-800-445-3201 (Can.)

TEST EQUIPMENT AT DISCOUNT PRICES

**48 HOUR
 SHIPPING**

DIGITAL METERS



Dual-Display LCR Meter w/ Stat Functions
B+K Model 878
\$239.95
 Auto / Manual Range
 Many Features with Q Factor High Accuracy



Digital Multimeter w/ Inductance & Capacitance
\$75.00
 LCM-1850
 Ten Functions
by Elenco



Digital Capacitance Meter
CM-1550B
\$58.95
 9 Ranges
 .1pf-20,000ufd
 .5% basic accy.
 Zero control w/ Case
 Big 1" Display
by Elenco



The Survivor Model 2860
\$89
 B+Ks Best DMM
 Large 3-1/2" Digit
 Rugged Construction
 Full Featured

Fluke Multimeters
 Model 12 \$79.95
 Model 7011 \$65.00
 Model 7711 \$145.00
 Model 7911 \$169.00
 Model 87 \$289.00
 Model 93 \$1,095.00
 Model 97 \$1,695.00
All Models Available - Call

QUALITY AMERICAN MADE POWER SUPPLIES



Digital Triple Power Supply
XP-765
\$289
 0-20V @ 1A
 0-20V @ 1A
 5V @ 5A
 Fully regulated, Short circuit protected with 2 limit control, 3 separate supplies
XP-660 with Analog Meters \$195



12A DC Power Supply
B+K 1686
\$169.95
 3-14V @ 12A
 Fully regulated & protected
 Separate Volt & Current Meters
 Current Limiting, Low Ripple



Quad Power Supply XP-580
\$69.95
 2-20V @ 2A
 12V @ 1A
 5V @ 3A
 -5V @ .5A
 Fully regulated and short circuit protected



Triple Power Supply XP-620
Assembled \$75
Kit \$49.95
 2 to 15V @ 1A,
 -2 to -15V @ 1A
 (or 4 to 30V @ 1A) and 5V @ 3A
 All the desired features for doing experiments.
 Features short circuit protection, all supplies.

GENERATORS & VIDEO PRODUCTS



Function Generator
Blox #9600
\$28.95
 Provides sine, triangle, square wave from 1Hz to 1MHz
Kit \$26.95
 AM or FM capability



Color Convergence Generator
SG-250
\$89.95
Kit \$69.95
 Finest in the industry
 10 rock steady patterns
 RF & Video output



Wide Band Signal Generators
SG-9000
\$129
 RF Freq 100K-450MHz AM Modulation of 1KHz Variable RF output
SG-9500 w/ Digital Display & 150MHz built-in counter \$249



Sweep/Function Generator with Freq. Counter
\$259
Model GF-8026
 Int/Ext Operation,
 Sine, Square, Triangle, Pulse, Ramp, .2 to 2MHz, Freq Counter .1-10MHz

EDUCATIONAL KITS - FUN & EASY TO BUILD



Robotic Arm Kit
Model Y-01 \$48.95
 Teaches basics of robotics. Arm grabs & releases, lifts & lowers, & pivots from side to side

AM/FM Transistor Radio Kit
 with Training Course
Model AM/FM 108
\$27.95
 14 Transistors ♦ 5 Diodes
 Easy to build because schematic is printed right on the PCB
Makes a great school project
Model AM 550 AM Only \$17.95

Learn to Build and Program Computers with this kit
 Includes: All Parts, Assembled and Lesson Manual
Model MM-8000
\$129.00
 Starting from scratch you build a complete system. Our Micro-Master trainer teaches you to write into RAMs, ROMs and run a 8085 microprocessor, which uses similar machine language as IBM PC.



Digital Multimeter Kit with Training Course
Elenco Model M-2665K
\$49.95
 Fun & Easy to Build
 Ideal School Project
 Full Function 34 Ranges, Includes Capacitance, Transistor/Diode Testing
 20Amp AC/DC, Extra Large Display



Multi-Function Counter
Elenco F-1200
\$229
 1.2GHz
 Measures Frequency, Period, Totalizer
 8 LED digits, Crystals Oven Oscillator
 .5ppm Accuracy

XK-500 Digital / Analog Trainer
 A complete mini-lab for building, testing, prototyping analog and digital circuits
 Elenco's Digital/Analog Trainer is specially designed for school projects, with 5 built-in power supplies. Includes a function generator with continuously variable, sine, triangular, square wave forms. All power supplies are regulated and protected against shorts.
\$159.95 Assembled \$129.95 Kit

Power Supplies

- Variable Power Supply
- +1.25 to 20VDC @ .5 Amp (+1.25 to 15VDC @ 1 Amp)
- 1.25 to -20VDC @ .5 Amp (-1.25 to -15VDC @ 1 Amp)
- +12VDC @ 1 Amp
- 12VDC @ 1 Amp
- +5VDC @ 1 Amp
- 30VAC Center tapped @ 15VAC at 1 Amp

Analog - Section

- Function Generator Sine, Triangular, Square wave forms
- Frequency adjustable in five ranges from 1 to 100KHz
- Fine frequency adjust
- Amplitude adjust
- DC offset
- Modulation FM-AM

Digital - Section

- Eight data switches
- Two no bounce logic switches
- 8 LED readouts TTL buffered
- Clock frequency 1 to 100KHz
- Clock amplitude 5VPP square wave

Breadboards

- 2 breadboards, each contain: 840 tie points (total 1,680)



WE WILL NOT BE UNDERSOLD
 UPS SHIPPING: 48 STATES 5%
 IL RES 7.5% TAX (\$3 min \$10 max)
 OTHERS CALL

C&S SALES INC.
 1245 ROSEWOOD, DEERFIELD, IL 60015
 FAX: 708-520-0085 • (708) 541-0710



15 DAY MONEY BACK GUARANTEE
FULL FACTORY WARRANTY
WRITE FOR FREE CATALOG
 PRICES SUBJECT TO CHANGE

CIRCLE 285 ON FREE INFORMATION CARD

www.americanradiohistory.com

**LOWEST
PRICES
GUARANTEED**

ELENCO & HITACHI & B+K SCOPES AT DISCOUNT PRICES

**48 HOUR
SHIPPING**

ELENCO S-1325



25MHz \$349
2 Channel


S-1340 40MHz
Dual Trace Oscilloscope



\$495

- High luminance 6" CRT
- 1mV Sensitivity
- 10KV Acceleration Voltage
- 9ns Rise Time
- X-Y Operation

S-1360 60MHz
Dual Trace - Delayed Sweep



\$775


- Automatic Beam Finder
- Built-in Component Tester
- 1mV Sensitivity
- Dual Time Base
- Illuminated Internal Gradicule

DS-203 20MHz, 10MS/s
Digital Storage Oscilloscope

\$775

- 2K Word Per Channel
- Plotter Output
- 8 Bit Vert. Resolution
- 2048 Pts Hor. Resolution
- Much More

B+K 2120



20MHz \$395 Model 2125 \$539.95
2 Channel Delayed Sweep

40MHz DUAL-TRACE
Model 1541B

749.95

- 1mV/div sensitivity
- Video sync separators
- Z axis input
- Single sweep
- V mode-displays two signals unrelated in frequency

60MHz DUAL-TRACE
Model 2160

949.95

- 1mV/div sensitivity
- Sweep to 5 ns/div
- Dual time base
- Signal delay line
- V mode-displays two signals unrelated in frequency
- Component tester

100MHz THREE-TRACE
Model 2190

1,395.95

- 1mV/division sensitivity
- Sweeps to 2ns/division
- Dual time base
- Calibrated delay time multiplier
- Signal delay line
- 19kV accelerating voltage

20MHz ANALOG
WITH DIGITAL STORAGE

869.95

- Model 2522
- 20MHz analog bandwidth
 - 10MS/s sampling rate
 - 2k memory per channel
 - 20MHz equivalent time sampling
 - Pre-trigger capture

1.0GHz PORTABLE
SPECTRUM ANALYZER

2,595.95

- Model 2610
- AC/DC operation (battery included)
 - 70dB dynamic range
 - Resolution bandwidth of 10kHz
 - 50Ω and 75Ω input impedance (switch selectable)
 - Fixed bandwidth setting for viewing TV signals
 - Field calibratable with internally generated 100MHz, 80dB signal

SPECIAL BUY HITACHI V-212



20MHz \$409
2 Channel

Hitachi Popular Series

V-525 - 50MHz, Cursors	\$975
V-523 - 50MHz, Delayed Sweep	\$949
V-522 - 50MHz, DC Offset	\$849
V-422 - 40MHz, DC Offset	\$749
V-222 - 20MHz, DC Offset	\$625

Hitachi Compact Series Scopes

V-660 - 60MHz, Dual Trace	\$1,095
V-665A - 60MHz,DT, w/cursor	\$1,325
V-1060 - 100MHz, Dual Trace	\$1,375
V-1065A - 100MHz, DT, w/cursor	\$1,649
V-1085 - 100MHz, QT, w/cursor	\$1,995
V-1100A - 100MHz, Quad Trace	\$2,195
V-1150 - 150MHz, Quad Trace	\$2,695

Hitachi RSO Series

RSO's feature; roll mode, averaging, save memory, smoothing, interpolation, pretriggering, cursor measurements.

VC-6023 - 20MHz, 20MS/s	\$1,650
VC-6024 - 50MHz, 20MS/s	\$1,950
VC-6025A - 50MHz, 20MS/s	\$2,350
VC-6045A - 100MHz, 40MS/s	Call
VC-6145 - 100MHz, 100MS/s	Call

Logic Analysers



- 32 channels (VC-3120) or 48 channels (VC-3130)
- 25MHz synchronous operation on all channels
- 100MHz asynchronous operation (8 or 12 channels)
- 5ns glitch capture capability
- Multi-level trigger sequencing
- Non-volatile data and set-up memories
- Disassembler options for popular uPs
- Very low cost - Call
- 9 inch LCD screen

C&S SALES INC.

1245 ROSEWOOD DEERFIELD IL 60015
FAX: 708-520-0085 • (708) 541-0710



CALL TOLL FREE 1-800-292-7711

1-800-445-3201 (Can)

PROBES INCLUDED IN ALL SCOPES & METERS

15 DAY MONEY BACK GUARANTEE

FULL FACTORY WARRANTY

WRITE FOR FREE CATALOG

CIRCLE 285 ON FREE INFORMATION CARD

www.americanradiohistory.com



BAC Distributing

Call 1-800-945-8234 for ORDERS ONLY--For Technical Support and Information Call 1-(315) 732-5739



uniden

Quality Goes The Distance

GMR 100 Rugged Personal 2-Way Radio
8 Channel/1 Mile Range \$161.90 ea



BEST Computer Peripheral Prices!

Hard Drives

212MB IDE Hard Drive	\$239.90
240MB IDE Hard Drive	\$279.90
340MB IDE Hard Drive	\$349.90

All Super VGA Cards (1024X768 resolution)

w/ 256K expandable to 512K	\$ 29.90
w/ 512K	\$ 35.90
w/ 512K expandable to 1MB	\$ 45.90
w/ 1MB	\$ 59.90
Windows accelerator w/ 1MB (1280 X 1024)	\$ 89.90
Basic VGA Card, 16 bit, 256K	\$ 26.90
Mono MGP Display w/ Printer Port	\$ 14.90
Dual Mono/Color w/ Printer Ports	\$ 19.90

Motherboard with CPU

386SX-33MHZ	\$ 99.90
386SX-40MHZ	\$109.90
386DX-40MHZ, 128K Cache	\$149.90
486DLC-33MHZw/ T1 DX Chip, 64K cache, math-co	\$259.90

Motherboard without CPU

All 386DX-- 2 VESA, 256K cache	\$139.90
All 386DX, 486, 586-- 3 VESA BUS, 256K cache	\$169.90
All 486, 586-- 3 EISA, 2 VESA, 3 ISA BUS	\$189.90
VESA, S-VGA Video Card w/ 1MB upgradeable to 2MB	\$109.90
VESA IDE I/O Card	\$ 69.90

Monitors

17" Super VGA Non-Interlaced w/ Degausser	\$699.90
14" Super VGA .39 dpi Color	\$215.90
14" Super VGA .28 dpi Color	\$255.90

Call for Computer System Quotes! All of our systems feature full one year, on-site warranties. Phone us for best prices today!

Total Coverage Scanners (AOR)

AR1000XLT Hand Held, 500k-1300MHZ, AM, NFM, WFM	\$438.90
AR1500 Hand Held, 500K-1300MHZ, SSB, BFO, AM, NFM, WFM	\$488.90
AR2500 Mobile, 2016 Channels, 1-1300MHZ, AM, FM, WFM, BFO, SSB, RS-232	\$438.90
AR3000 Mobile, 100K-2036MHZ, 400 Channels, RS-232	\$1174.90
NEW! Yupiteru 8-1300MHZ Mobile or HandHeld	\$388.90
Yupiteru HandHeld 500K-1650MHZ, 1000 Channels, SSB	\$625.90

Bearcat

BC2500XLT HandHeld	\$359.90
BC8500XLT Mobile	\$369.90
BC890XLT Mobile	\$268.90

Base Antennas

AS300 25-1000MHZ	\$59.90
DA300 25-1300MHZ	\$89.90
DA301 100K-1500MHZ	\$99.90

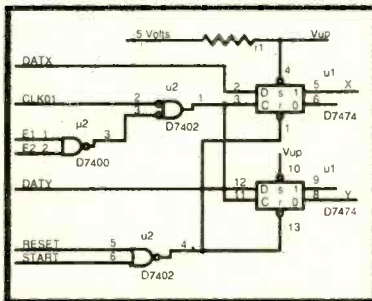
uniden

Bearcat

Handheld Scanners	
BC65XLT Handheld Scanner	\$118.90
BC70XLT Handheld Scanner	\$137.90
BC100XLT Handheld Scanner	\$169.90
BC200XLT Handheld 800MHZ	\$224.90
Tabletop Scanners	
BC142XL	\$ 84.90
BC147XL Tabletop Scanner	\$ 95.90
BC172XL Tabletop Scanner	\$ 95.90
BC855XLT 800MHZ Scanner	\$175.90
CB Radios	
PRO320XL CB Radio w/ rubber antenna	\$ 64.90
PC66A CB Radio	\$ 74.90
PC76XL CB Radio	\$ 99.90
PRO510XL CB Radio	\$ 41.90
Grant Base Station	\$134.90
GrantXL Base Station	\$155.90
Washington Base Station	\$193.90
Radar Detectors	
RD1800S Stalker 3 Band	\$ 59.90
RD6000S Wideband	\$118.90
LRD8000W Laser Wideband	\$136.90
LRD9000W Laser Wideband	\$ 159.90

Call Toll Free 1-800-945-8234 (ORDERS ONLY Please!) For Technical support and information call 1-(315) 732-5739. Sales and support hours Monday through Friday 9am to 5pm EST, Saturday 9am to 4pm EST. Mastercard, Visa, C.O.D. available. All units carry full factory warranties. Returns subject to re-stocking fee. New York State residents add 8% Sales tax. BAC Distributing / Routes 5 and 5A / New Hartford, NY 13413. Prices fluctuate, call for current prices.

CIRCLE 308 ON FREE INFORMATION CARD



SuperCAD™

Schematic Entry Software for the IBM PC & Compatibles

\$99.00

ONLY COMPLETE PACKAGE

- ★ Easy-to-use schematic entry program for circuit diagrams
- ★ Visible on-screen and pull down menus
- ★ Supports popular graphic standards, mice and printers
- ★ Powerful editing and drawing commands
- ★ Extensive digital, analog and discrete part libraries
- ★ In-depth, readable instruction manual
- ★ Over 100 screens of on-line help information
- ★ Software includes part building and netlisting
- ★ Add P.C. board layout software and routing software for only \$99.00 each

Write or call for FREE demo disk:

MENTAL AUTOMATION, INC.

ORDERS/INFORMATION:

Send check or money orders to:
Mental Automation, Inc.
5415 - 136th Place S.E.
Bellevue, WA 98006

Or Call

(206) 641-2141



Visa & MasterCard orders accepted!



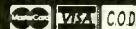
LASERS

HELIUM NEON FROM \$19
ARGON * BOOKS
CO² * PLANS
OPTICS * LIGHTSHOWS
LASER DIODES
LASER POWER SUPPLIES

LASER USES:
HOLOGRAPHY * LIGHTSHOWS
PRINTING * COMMUNICATION
WEAPON SIGHTS * ALIGNMENT
ALARMS * POINTERS
CUTTING * CONSTRUCTION

FREE CATALOG 1-909-278-0563

MWK INDUSTRIES



198 LEWIS COURT
CORONA, CA 91720

CIRCLE 256 ON FREE INFORMATION CARD

VACUUM TUBE DEALER PRICE LIST October '93

SOVTEK ®, RUSSIA

5881/6L6WGC.....	\$6.90 each	10 at \$5.90	each	25 at \$5.40	each
5AR4/GZ34.....	6.90		5.90	5.40	
5U4G.....	4.90		4.50	3.90	
5Y3GT.....	3.90		3.50	2.90	
6550WA.....	15.90		14.90	13.90	
6922.....	5.90		5.20	4.90	
6CA7/EL34.....	9.50		8.90	8.40	
6L6GC.....	3.60		2.90	2.75	
6V6GT.....	3.90		3.40	2.90	
7199.....	10.90		9.90	8.90	
12AX7WA/7025.....	3.60		2.90	2.75	
12AX7WB/7025.....	3.90		3.40	3.10	
EL84/6BQ5.....	2.40		2.10	1.90	
EL84M/6BQ5WA.....	6.50		5.90	4.90	

USED BY:

FENDER, SOLDANO, VTL, BRUNO
 MATCHLESS
 MESA BOOGIE DUAL RECTIFIER
 AUDIO RESEARCH, MANLEY, JADIS
 AUDIO RES., MELOS, CONVERGENT
 SLM
 HARTKE,
 (Hi Gain 12AX7) CARVIN, DEMETER
 PEAVEY, HUGHES & KETTNER

SINO, CHINA

300B.....	\$79.00 each	10 at \$69.00	each	25 at \$59.00	each
807.....	7.90		6.90	5.90	
845.....	21.50		18.90	16.90	
2A3.....	13.50		12.50	11.50	
6L6GC "Coke".....	4.80		4.20	3.90	
6L6GCR "Straight".....	4.30		3.70	3.40	
12AX7a.....	3.50		2.70	2.50	
12AU7.....	4.20		3.85	3.60	
6550.....	10.90		9.90	9.40	
KT88.....	12.75		12.00	11.60	
EL34a.....	6.20		5.60	4.90	

EI, YUGOSLAVIA

12AT7/ECC81.....	\$3.90 each	10 at \$3.60	each	25 at \$3.30	each
------------------	-------------	--------------	------	--------------	------

TESLA, CZECHOSLOVAKIA

EL34.....	\$8.00 each	10 at \$7.40	each	25 at \$6.90	each
E34L.....	9.50		8.90	8.40	
E83CC/12AX7a.....	5.80		5.20	4.80	

GE, USA

5U4GB.....	\$12.80 each	10 at \$11.75	each	7868.....	\$17.50 each	10 at \$16.90	each
6550a.....	21.50		19.75	8417.....	17.50		16.90
6CA7/EL34.....	15.40		13.90	12AT7.....	6.90		6.40
6L6GC.....	13.80		12.20	12BH7a.....	10.40		9.60

SOLID STATE RECTIFIER

Built into tube socket. Direct plug-in replacement for all 5Y3, 5U4 and 5AR4 types. \$5.90 each, 10 at \$5.50 each

ODD BALL TUBES

2K25.....	23.00 each	6AQ8.....	5.85 each	6CA4.....	4.90 each	6SJ7.....	2.90 each	12BY7.....	7.50 each
5749.....	2.90	6AS7.....	4.25	6CG7.....	6.80	6SK7.....	2.90	12DW7.....	8.90
(6BA6W industrial)		6AU6.....	2.25	6CX8.....	5.15	6SL7.....	2.90	12FQ8.....	9.00
5879.....	8.90	6AX5.....	4.90	6DR7.....	5.15	6SN7.....	2.50	35W4.....	4.90
5C22.....	49.00	6BA6.....	2.25	6EA8.....	5.50	6SQ7.....	3.50	50C5.....	4.90
5R4.....	4.90	6BE6.....	3.50	6EU7.....	13.25	6U8/6KD8.....	5.00	811.....	11.50
5V4GT.....	1.90	6BH6.....	3.90	6FH8.....	14.50	6U10.....	5.50	813.....	17.00
6189W.....	4.15	6BK11.....	15.90	6GW8.....	6.90	6X4.....	4.45	0A2.....	3.90
(12AU7W industrial)		6BL8.....	2.90	6J5.....	5.00	6X5.....	3.90	0A3.....	2.90
6267/EF86.....	3.60	6BM8.....	5.00	6J7.....	5.50	6X8.....	3.90	0B2.....	2.90
6973.....	14.90	6C33C-B... 34.00		6K6.....	4.50	12AU6.....	4.90	0C3.....	3.90
6AL5.....	2.40	(Triode + ceramic socket)		6K11.....	6.35	12AV7.....	2.50		
6AN8.....	5.50	6C4.....	4.25	6SC7.....	6.90	12AY7.....	7.95		
6AQ5A.....	4.65	6C10.....	8.90	6SG7.....	3.50	12AZ7.....	4.90		


MATCHING AVAILABLE ON MOST OCTAL POWER TUBES 75¢ extra per tube. Free on 26 + on one tube.
 "PLATINUM" MATCHING ALSO AVAILABLE WITH 24 HOUR
 TEST AND BURN-IN, ENSURING PREMIUM MATCH. PAIRS,QUADS or SEXTETS \$2.00 extra per tube.

MINIMUM ORDER \$50.00

SURFACE SHIPPING: ADD \$5.00 PER ORDER USA, \$10.00 PER ORDER CANADA, HAWAII, ALASKA

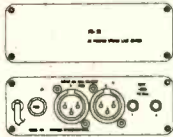
NEW SENSOR CORPORATION
 133 Fifth Avenue New York City, NY 10003
 (212) 529-0466 1-800-633-5477 Fax (212) 529-0486

CIRCLE 258 ON FREE INFORMATION CARD



SOLVE YOUR AUDIO PROBLEMS

CONVERT YOUR
CONSUMER GEAR TO PRO



PO-55
-10 TO +4 BOX
\$219.00

FOR CONSUMER TYPE TAPE, CD, ETC. TO PRO;
AC POWERED; SMALL SIZE 4.5" x 1.5" x 4.5"; CAN
BE RACK MOUNTED (WITH PO-43)

ELIMINATE HUM, BUZZ
AND GROUND LOOPS IN
600Ω LINES



IL-19
IN-LINE TRANSFORMER
\$55.50

BROAD FREQUENCY RESPONSE, 20-20 KHZ; LOW
DISTORTION; IT REALLY WORKS!


ADD ANOTHER MIC INPUT



PO-41
AC POWERED SEMI-PRO MIC-LINE DRIVER
\$185.00

TRANSFORMER-BALANCED INPUT WITH
PHANTOM POWER; CONSUMER LEVEL OUTPUT;
SCREWDRIVER ADJUSTABLE GAIN; AC
POWERED; BROAD FREQUENCY RESPONSE;
LOW DISTORTION; SMALL SIZE (4.5" x 1.5" x 4.5");
CAN BE RACK MOUNTED (WITH PO-43)

FOR SPORTS REMOTES
USING DIAL-UP TELCO



FP-TE
TELCO INTERFACE
\$185.00

LINE LEVEL INPUTS AND OUTPUTS; A SIMPLE 2W
TO 4W CONVERSION; CAN LISTEN, TRANSMIT
AND RECEIVE SIMULTANEOUSLY; BATTERY
POWERED; SMALL SIZE (4.5" x 1.5" x 6"); COMES
WITH A PLASTIC CARRYING CASE

PREPAID ORDERS RECEIVE A 20% DISCOUNT
AND FREE SECOND DAY FREIGHT
(THIS OFFER AVAILABLE ONLY IN CONTINENTAL U.S.)

USA AND CANADA ORDERS (800) 634-3457

FAX ORDERS (800) 551-2749

SESCOM, INC.

2100 WARD DRIVE

HENDERSON, NEVADA 89015 USA

TECHNICAL HELP (702) 565-3400

CALL OR WRITE FOR YOUR FREE AUDIO CATALOG OF OVER 350 PRODUCTS!



CIRCLE 302 ON FREE INFORMATION CARD



PCB Artwork Made Easy!

PRINTED CIRCUIT DESIGN SOFTWARE
for
Layout - Autorouting - Schematic

- Supports all Video Modes including Super VGA
- Copper Flooding for Building Ground Areas
- Gerber and Excellon Output
- Mirror Imaging for Laser Printer Output
- Autorouter and Schematic Programs
- Circuit Simulation Software Available
- **NEW! - WINDOWS™ Versions**
- **FREE** - Heat Transfer Film with Order

Download Demos from 24hr BBS (205)933-2954

PCBoards Layout Only \$99

Windows™ Layout starts at \$149

Call or Write for Full Product Line, Prices & Demo Packages

PCBoards

2110 14th Ave. South
Birmingham, AL 35205

(800)473-7227

Fax (205)933-2954

Phone (205)933-1122



ACCORD ELECTRONIC SYSTEMS, INC.

1001 W. CYPRESS CREEK RD. # 306-D
FORT LAUDERDALE, FL 33309

ORDERS: 800 998-2242

INFO: (305) 772-2242

FAX: (305) 772-2568

TRANSISTORS

	100	500	2000
2N3904	.06	.05	.04
2N3906	.06	.05	.04
2N4401	.06	.05	.04
2N4443	.06	.05	.04
PN2222A	.06	.05	.04
PN2907A	.06	.05	.04
2N3055	.67	.62	.55

DIODES

	200	1000	5000
1N4001	.02	.017	.015
1N4004	.023	.02	.017
1N4007	.026	.023	.019
1N4148	.019	.016	.011
1N47XX	.06	.05	.045
6A10	.21	.17	.15
6A100	.28	.24	.21
1N34A	.09	.08	.06
1N60	.09	.08	.06
1N270	.19	.16	.13
1N5401	.067	.06	.052
1N5408	.079	.07	.061

REGULATORS

	50	200	1000
7805	.33	.27	.22
7812	.34	.28	.23
7818	.34	.28	.23
7824	.34	.28	.23
7905	.33	.27	.22
7912	.34	.28	.23
LM317T	.55	.48	.42

IC's

	100	500	1000
TIL111	.32	.28	.24
LM555	.35	.31	.27
LM339	.33	.29	.25
4011B	.20	.18	.15
4013B	.22	.20	.17

LED's

	3mm OR 5mm	100	500	1000
RED	.07	.065	.06	
GREEN	.08	.075	.07	
YELLOW	.09	.085	.08	
7 SEG DISPLAY	.50	.45	.35	
LED HOLDER	.07	.06	.05	

CAPACITORS

	100	500	1000
RADIAL LYTIC - 25VDC			
1 uF	.04	.035	.03
2.2 uF	.04	.035	.03
3.3 uF	.05	.04	.035
4.7 uF	.05	.04	.035
6.8 uF	.05	.04	.035
10 uF	.05	.04	.035
22 uF	.06	.05	.04
33 uF	.06	.05	.04
47 uF	.06	.05	.04
100 uF	.07	.06	.05
220 uF	.09	.08	.07
330 uF	.09	.08	.07
470 uF	.10	.09	.08
1000 uF	.22	.20	.18

CRYSTALS

	100	500	1000
2.000 MHZ	.45	.40	.35
3.579 MHZ	.45	.40	.35
4.000 MHZ	.45	.40	.35
4.910 MHZ	.45	.40	.35
5.000 MHZ	.45	.40	.35
7.370 MHZ	.45	.40	.35
10.000 MHZ	.45	.40	.35
11.059 MHZ	.45	.40	.35
12.000 MHZ	.45	.40	.35

IC SOCKETS

	100	500	1000
PREMIUM QUALITY, LOW PROFILE, DBL. CONTACT			
6 PIN	.04	.035	.03
8 PIN	.04	.035	.03
14 PIN	.07	.065	.05
16 PIN	.08	.075	.06
18 PIN	.09	.085	.07
20 PIN	.10	.095	.08
24 PIN	.12	.105	.09
28 PIN	.13	.125	.11
32 PIN	.11	.095	.08
40 PIN	.20	.190	.17
42 PIN	.22	.205	.19

BRIDGES

	20	50	100
KB1005	.48	.42	.35
DF04M	.27	.24	.22
2W10M	.35	.30	.26
KBPC6005	.60	.53	.46
KBPC8005	.84	.67	.60
BR1005	.75	.66	.58
KBPC1501	1.68	1.48	1.28
KBPC3502	1.98	1.78	1.58

TOGGLE SWITCHES

	10	100	500
SPDT	.70	.60	.50
SPDT-OFF	.80	.70	.60
DPDT	.80	.70	.60
DPDT-OFF	1.21	1.07	.93
PUSH BUTTON	.28	.25	.23

MONO CAPS

	100	500	1000
.01uF 50V	.05	.04	.035
.1uF 50V	.05	.04	.035

TANTALUM CAPS

	100	500	1000
1uF 25V	.12	.10	.08
2.2uF 25V	.12	.10	.08

CERAMIC CAPS

	100	500	1000
10pF - 22pF - 47pF - 100pF - 220pF - 470pF - .001uF - .01uF - .022uF - .047uF - .1uF			
each	.054	.04	.035

DIP SWITCHES

	10	100	500
DIPSW-04	.58	.52	.48
DIPSW-06	.67	.61	.57
DIPSW-08	.70	.64	.60
DIPSW-10	.85	.79	.75

SOLDER ROLLS

	1	10	20
SOLDER15	7.50	6.75	6.00
SOLDER31	7.50	6.75	6.00

CABLE TIES

	100	500	1000
CBLTIE-4"	.02	.014	.009
CBLTIE-8"	.04	.03	.019
CBLTIEPAD	.12	.11	.09

- ✓ OUR MINIMUM ORDER IS US\$25.00
- ✓ COD ORDERS ADD \$4.50
- ✓ US ORDERS ADD \$4.00 SHIPPING
- ✓ CANADIAN ORDERS ADD \$8.00 SHIPPING
- ✓ FLORIDA RESIDENTS ADD 6% SALES TAX

WE WELCOME INQUIRES ON ANY KIND OF PARTS, HIGH VOLUME, HARD TO FIND, SPECIAL DELIVERY SCHEDULE, ETC. PLEASE WRITE OR FAX YOUR NAME AND ADDRESS
Attn: MAIL LIST DEPTO., TO GET OUR MONTHLY FLYER.

MECI

340 east first street
dayton, ohio 45402

20" ECL Monitor

Non-working 20" paper white monitor has resolution of 1280x960 and includes 80 watt switching power supply, 18KV high voltage supply module, and fused power input module with voltage selector. Unit has 2PCB's with a great selection of parts such as caps, voltage regulator, IC's, transistors, pots, etc. Metal and plastic case measures 14 1/2" (H) x 18" (W) x 16" (D).




No. 220-2762F reg \$49⁰⁰ ea

SALE PRICE
\$29⁰⁰ ea

Diskettes/CD Storage Case

Convenient carrying handle with snap lock. Translucent hinged dust cover for maximum protection. Sectioned dividers for easy access. Cushioned feet to protect surfaces.



SALE PRICE

Part No.	Size	Price
220-0124F	(40) 5.25" disks or (10) CD's	\$1 ⁹⁵
220-0125F	(40) 3.5" disks	\$2 ⁴⁹
220-0125F	(100) 5.25" disks or (25) CD's	\$2 ⁹⁹

DOS® and Windows®

Dos includes GWBASIC



Part No.	Version	Price
229-3909F	DOS 3.3 OEM 5.25" Disk	\$14 ⁹⁵
229-3910F	DOS 4.01 OEM 5.25" Disk	\$14 ⁹⁵
229-3911F	DOS 4.01 OEM 3.5" Disk	\$14 ⁹⁵
229-3912F	Windows 3.0 OEM 3.5" Disk	\$18 ⁹⁵

28 Watt Switching Power Supply

Input: 110/230VAC. Output: +5V @ 2A, +12V @ 1.5A. Power connections for disk drive and fan. Great external power supply. Size: 7" x 5-7/8" x 3-1/4".



SALE PRICE
\$9⁹⁵ ea.

No. 500-0084F

IBM PC/AT Case

Genuine IBM Case Full Size AT Case Accepts Mini or Full Size Motherboards Slide-off Top 8 Slot Frame. Made in U.S.A.



\$49 ea.

No. 220-2759F

Mini 120V Vacuum Cleaner

Comes with 2 ft. hose and 10 ft. power cord. IBM part #1671347 Removed from equipment, good condition. Includes one filter bag. Size: 4" Dia. x 12" (L)



\$14⁹⁵ ea.

No. 650-0205F

Power Supply Fan

12VDC @ 200mA ball bearing fan. 38 CFM with 12" wire leads. Size: 3-5/8" sq. x 1".



\$6⁹⁵ ea.

No. 290-0409F

12VDC 1 Amp Adaptor

Heavy duty Dc adaptor. 120VAC. 60 Hz input. 12VDC, 1 amp output. 6 ft. cord with 2.1mm DC coaxial plug (tip negative) UL listed.



\$5⁴⁹ ea.

No. 600-0225F

9" Amber Monitor

DC powered (13v) 9" amber monitor accepts composite video input such as the output of a camera or VCR. Great for automotive or RV use or as a cheap monitor for machine vision experiments.



\$24⁹⁵ ea.

No. 220-0200F

Heat Shrink Tubing Kit

Contains 45 pcs.: (20) 3/32", (19) 3/16", (4) 3/8", (2) 3/4". Shrinks approximately one half original size. Each piece approximately 3-1/2" long.



\$4⁹⁵ ea.

Electricians 50 ft. Fish Tape

High carbon steel fish tape in easy to grip deluxe non-conductive case with handle winder. Case is made of high impact ABS plastic with four viewing ports. Pistol grip trigger lock holds fish tape firmly in place when pushing wire and also wipes excess lubricant from tape.



\$17⁹⁵ ea.

No. 280-0149F

YAMAHA Carrying Case

Universal carrying case for long flat objects like tennis rackets or musical instruments. Fits objects up to 3-5/8"(H) x 11"(W) x 26"(L).



\$3.95 ea.

No. 650-0098F

Single Channel Monitor Kit

This unit was originally a fixed frequency monitor on 157.295 MHz. With simple tools and minor modifications, you can monitor a VHF frequency (138-174 MHz) of your choice. Installation and optional squelch circuit data sheets included. Requires crystal. (not included.)



\$12⁹⁵ ea.

No. 660-0043F

Radar Detector Mount

Window suction mount for easy installation. Complete with Velcro pads for quick removal.




99¢ ea.

No. 650-0189F

IBM PC/AT Guide to Operations

An ideal getting started guide for beginners. Complete with Exploring The IBM Personal Computer Software. Learn the basics: keyboard commands, printer functions, disk storage, dos, basic programming and Funwriter a basic word processing package. Includes IBM AT Diagnostics Disk. (IBM #6280102)




Retail ~~\$80.00~~ **\$9⁹⁵ ea.**

No. 220-0073F

240V Tabletop Transformer

Output: 15.5 VDC @ 23.25 Watts (1.5 amps) Input: 240 VAC, 50 Hz. 6 ft. input cord to transformer with 3 conductor fused United Kingdom type plug. Output line cord is 6 ft. with 2.5 mm coaxial plug. Motorola #SPN4067A



\$5⁹⁵ ea.

No. 500-2025F

To Order Call Toll-Free
1-800-344-4465
24 Hour FAX Order Line
1-800-344-MECI



STORE HOURS: 8:30-6:00 (Eastern Time) Monday thru Friday
IBM PC/AT is a registered trademark of IBM Corp.
TERMS: MASTERCARD/VISA/DISCOVER, CHECK, or MONEY ORDER
(Checks allow two weeks for clearance.)
Ohio residents add 6.5% State tax.
Shipping/handling-UPS Chart Rate + \$2.00 (Min. \$4.50) (add \$4.50 if ordering COD)
Prices subject to change without notice.
\$20.00 Minimum Order
Returns after 10 days subject to a 20% restocking fee. (All returns must have RAs)
All sales subject to prior sale.

CIRCLE 251 ON FREE INFORMATION CARD

November 1993, Electronics Now

50A51



Ph: 1-303-438-9662 Fax: 1-303-438-9685

**Quality
Service
Selection**

**VISA
MASTERCARD
OPEN
ACCOUNT**

**90 DAY
WARRANTY
10 DAY
INSPECTION**

530 Compton St., Unit *C, Broomfield, CO 80020

EIP 548-OPT.02, 05, 08	\$3900.00
26.5 GHz Frequency Counter	
HP 1631D	\$1600.00
Logic Analyzer/Digital O'scope	
HP 204	\$200.00
Audio Osc.: "C", \$125.00; "D", w/step attenuator,	
HP 28687A	\$750.00
LAN Wire Test Instrument, 10 MHz & 10 MB/S,	
25 pair cable	
HP 3400A	\$175.00
TRMS Voltmeter	
HP 59306A, 59307A, 59501A	\$200.00
HPIB Modules	
HP 6177C, 6186B	\$600.00
Precision Current Sources	
HP 853A-H01	\$100.00
10 Hz-10 MHz Oscillator w/video modulation	
HP 8640B-OPT.323	\$750.00
Ruggedized Signal Generator	
HP R532A	\$350.00
Frequency Meter, 26.5-40.0 GHz	
P.A.R. 189	\$350.00
Selective Amplifier, 0.1 Hz-110 kHz, variable Q & gain	
TEK 1240/D2/D2	\$1250.00
36 Channel 50 MHz Logic Analyzer	
TEK 475	\$700.00
200 MHz O'scope	
TEK 576	\$1950.00
Curve Tracer	
TEK 5771177	\$1750.00
Curve Tracer: Storage \$2250.00/Non-Storage	
TEK 7603/7A22/7A18/7B53A	\$1000.00
75 MHz/Differential O'scope Package	
TEK 7834/7A24/7A26/B80/B85/	\$1175.00
400 MHz Storage O'scope Package	
TEK 7904/7A24/7A26/B80/B85/	\$1000.00
400 MHz O'scope Package	
TEK DA4084	\$2250.00
Programmable Distortion Analyzer, to 0.0025% THD	
TEK DM511-OPT.02	\$395.00
DMM & Temp. Probe (NEW/BOXED)	
TEK P6007-OPT.01	\$75.00
1.5kv	100x Probe (NEW/BOXED)

FLUKE HAMEG HITACHI PROTEK BIRD & MORE

FLUKE	HAMEG	PROTEK
MULTIMETERS	OSCILLOSCOPES	COUNTER/TIMERS
MODEL 10.....\$62.95	HM203-7.....\$495.00	B1000.....\$375.00
MODEL 11.....71.95	Special price on this high	Freq.(1 GHz), period, ratio,
MODEL 12.....79.95	quality, German-engineered 20	time interval, totalize. 8 digits.
MODEL 45.....589.00	MHz dual-trace oscilloscope	
MODEL 73-2.....95.00	with built-in component tester.	B808.....199.00
MODEL 75-2.....131.00		Freq.(100 MHz), period, tot.,
MODEL 77-2.....145.00	HM604.....1,065.00	variable trigger, attenuator.
MODEL 79-2.....169.00	60 MHz, dual-trace with	OSCILLOSCOPES
MODEL 8060A.....404.00	2 mV/div. sensitivity, delay	P-3502.....\$389.00
	sweep, delay line for pre-trigger	CMP
SCOPEMETERS	viewing and built-in component	MODEL RR.....99.00
MODEL 95.....1479.00	tester.	Telephone line manager. Used
MODEL 97.....1695.00		with multi-number service to
CABLEMAPPER	HM1005.....1,395.00	decode distinctive ring and
MODEL 610.....395.00	100 MHz, triple-trace. Dual	connect to associated output.
The CableMapper is a new,	time-bases with delay line for	Up to 3 numbers/line. Great for
hand-held unit for LAN	pre-trigger viewing. 1 mV/div.	FAX, computer, HOT-lines, etc.
installers that identifies opens,	sensitivity. 2.5 s-5 ns/div	
shorts, reversed, crossed and	sweep.	SALE!
split pairs on twisted pair cables	HM205-3.....1,065.00	New, old stock, not returns.
(10BT)	Good value, 20MHz, dual	30 day replacement or refund.
TEMPERATURE PROBE	trace analog-digital O'scope.	Fluke 86.....307.00
MODEL 80T-IR.....199.95	1 mV/div. sens. 20 MS/s with	77.....128.00
The 80T-IR is a very handy,	2048x8 bits/Ch. Built-in	8020B.....207.00
new, non-contact IR temp.	component tester.	8021B.....168.00
probe for use with Fluke, or	MODULAR SYSTEM	HITACHI V-089.....1,232.00
other DMM's. It offers fast	The HAMEG 8000 System	V-22.....540.00
response time and covers the	consists of a mainframe and a	HAMEG 8011-2.....262.00
range of 0 deg. to 500 deg.F.	wide range of modules for	8020.....231.00
(can display in C or F). The	diverse functions. Great value	8030.....231.00
accuracy is +/-3%, or, 5deg.F.	and perfect for the lab or shop.	BIRD, asstd.....CALL
	Call for a brochure and pricing.	

TECHMART
TEST EQUIPMENT SPECIALISTS
4900 GAIDREV
ALPHARETTA, GA 30202
GA TEL. 404-772-9811

800-554-8305

FAX 404-772-9780
VISA - MASTERCARD

INSURED SHIPPING
\$50-250: \$4.50
250-500: 6.50
500-750: 8.50
750-1000: 12.50
1000-UP: 15.00

CELLULAR TELEPHONES



- **CELLULAR HANDBOOK** \$59.95
Explains in detail how cellular phones work, reprogram phones (have multiple phones with same number) SIDH and NAM codes.
- **MOTOROLA CELLULAR SOFTWARE** \$299.95
How to change ESN and NAM on all Motorola phones.
- **CELLULAR ACCESSORIES**
Hands-free kits, smart chargers, battery eliminators, battery packs, antennas, etc.


We also sell new reprogrammed cellular phones (car mount, bag and handheld) or send us your second telephone and we will reprogram it to your current number!

CELLULAR LINK

3500 OAK GATE DR., SUITE 3603
SAN ANTONIO, TX 78230

PHONE: (210) 697-9544. FAX on demand 1-800-422-9377

Call from your fax and follow the voice prompts to receive detailed information.
Book and software sold for Educational purposes only.



Computers, Components, Tools And Supplies

DebcO Electronics




4025 Edwards Road express order line - 1 (800) 423-4499 - orders only please
Cincinnati, OH 45209 technical support / information - (513) 531-4499

CHIPS.....	74144	6.95	74LS08	30	74LS174	49	74LS623	1.49	74HC74	35	74HC85	34	4028	69	4560	1.69	LM390	1.59	LM2917	2.19	75491	89	
7400	32	74145	9.95	74LS09	30	74LS175	45	74LS624	2.19	74HC75	35	74HC86	34	4029	69	4561	2.00	LM392	1.59	LM2918	1.50	75492	89
7401	32	74146	2.29	74LS10	30	74LS181	59	74LS625	2.69	74HC76	35	74HC87	34	4030	69	4562	2.20	LM393	1.59	LM2919	1.50	75493	89
7402	32	74148	1.19	74LS11	34	74LS189	4.95	74LS640	1.09	74HC86	40	74HC123	75	4032	1.39	4569	2.69	LM395K	9.95	CA3039	1.99	75494	99
7403	32	74151	1.39	74LS12	34	74LS190	5.99	74LS641	1.50	74HC93	1.39	74HC125	59	4033	1.19	4572	90	LF398	1.99	CA3046	99		
7404	32	74153	4.9	74LS13	35	74LS191	5.99	74LS643	1.28	74HC107	75	74HC138	49	4034	1.29	4581	1.69	LF411	1.99	CA3059	2.99		
7405	34	74154	1.59	74LS14	49	74LS192	6.99	74LS645	1.09	74HC109	45	74HC139	59	4035	1.09	4582	1.89	LF412	1.19	CA3060	2.95		
7406	45	74155	5.9	74LS15	35	74LS193	6.99	74LS646	2.39	74HC112	45	74HC151	59	4038	79	4584	6.99	TL489	1.59	CA3065	1.70	TRANSISTORS	
7407	40	74156	5.9	74LS19	47	74LS194	6.99	74LS668	1.39	74HC125	45	74HC154	99	4040	69	4585	7.99	TL494	1.89	CA3080	1.09	IRF353	8.25
7408	40	74157	5.9	74LS20	30	74LS195	6.99	74LS669	3.09	74HC126	45	74HC155	99	4041	69	4702	9.95	TL496	1.89	CA3085	1.79	IRF541	3.00
7409	40	74159	1.89	74LS22	34	74LS197	5.99	74LS674	1.69	74HC139	49	74HC161	79	4043	69	4724	1.19	TL497	2.09	CA3082	1.09	2N697	76
7410	32	74160	8.99	74LS26	34	74LS221	6.99	74LS682	2.19	74HC138	49	74HC163	59	4044	49	14174	60	NE531T	1.99	CA3083	1.09	MPS198	25
7411	34	74161	5.9	74LS27	34	74LS224	12.95	74LS683	2.19	74HC151	59	74HC166	79	4045	79	14175	60	LM555	38	CA3086	99	2N2218	50
7412	32	74162	8.9	74LS28	45	74LS240	5.9	74LS684	1.69	74HC153	59	74HC167	79	4046	79	14176	60	LM556	38	CA3089	1.59	2N2219	50
7413	40	74163	7.9	74LS30	30	74LS241	6.5	74LS685	2.00	74HC154	1.29	74HC168	79	4047	79	14177	60	LM557	38	CA3090	1.29	2N2220	50
7414	40	74164	7.9	74LS31	35	74LS242	6.9	74LS688	2.19	74HC157	59	74HC174	59	4048	79	14178	60	LM558	38	CA3100	1.09	MPS2369	29
7415	40	74165	7.9	74LS32	30	74LS243	6.9	74LS689	3.50	74HC158	59	74HC175	59	4049	30	14179	60	LM559	38	CA3160	1.09	2N2905	50
7416	40	74166	8.9	74LS33	40	74LS244	6.9	74LS733	25.00	74HC159	59	74HC193	59	4050	34	14180	60	LM560	38	CA3161	1.09	2N2906	50
7417	40	74167	3.25	74LS37	35	74LS245	7.9	74LS737	25.00	74HC163	59	74HC194	79	4051	69	14181	60	LM561	38	CA3162	1.09	2N2907	50
7420	40	74170	1.49	74LS38	35	74LS247	7.9	74LS738	25.00	74HC164	59	74HC195	79	4052	69	14182	60	LM562	38	CA3163	1.09	2N2908	50
7421	40	74171	5.95	74LS40	35	74LS248	7.9	74LS739	25.00	74HC165	59	74HC196	79	4053	69	14183	60	LM563	38	CA3164	1.09	2N2909	50
7422	54	74172	5.95	74LS42	35	74LS249	7.9	74LS740	35	74HC166	59	74HC197	79	4054	69	14184	60	LM564	38	CA3165	1.09	2N2910	50
7423	54	74173	5.95	74LS44	35	74LS251	5.9	74LS741	35	74HC167	59	74HC198	79	4055	69	14185	60	LM565	38	CA3166	1.09	2N2911	50
7424	54	74174	5.95	74LS46	35	74LS252	5.9	74LS742	35	74HC168	59	74HC199	79	4056	69	14186	60	LM566	38	CA3167	1.09	2N2912	50
7425	54	74175	5.95	74LS48	35	74LS253	5.9	74LS743	35	74HC169	59	74HC200	79	4057	69	14187	60	LM567	38	CA3168	1.09	2N2913	50
7426	54	74176	5.95	74LS49	2.69	74LS256	1.00	74LS744	35	74HC170	59	74HC201	79	4058	69	14188	60	LM568	38	CA3169	1.09	2N2914	50
7427	54	74177	5.95	74LS51	34	74LS257	1.00	74LS745	35	74HC171	59	74HC202	79	4059	69	14189	60	LM569	38	CA3170	1.09	2N2915	50
7428	56	74178	5.95	74LS52	34	74LS258	1.00	74LS746	35	74HC172	59	74HC203	79	4060	69	14190	60	LM570	38	CA3171	1.09	2N2916	50
7429	56	74179	5.95	74LS53	34	74LS259	1.00	74LS747	35	74HC173	59	74HC204	79	4061	69	14191	60	LM571	38	CA3172	1.09	2N2917	50
7430	56	74180	5.95	74LS54	34	74LS260	1.00	74LS748	35	74HC174	59	74HC205	79	4062	69	14192	60	LM572	38	CA3173	1.09	2N2918	50
7431	56	74181	5.95	74LS55	34	74LS261	1.00	74LS749	35	74HC175	59	74HC206	79	4063	69	14193	60	LM573	38	CA3174	1.09	2N2919	50
7432	56	74182	5.95	74LS56	34	74LS262	1.00	74LS750	35	74HC176	59	74HC207	79	4064	69	14194	60	LM574	38	CA3175	1.09	2N2920	50
7433	56	74183	5.95	74LS57	34	74LS263	1.00	74LS751	35	74HC177	59	74HC208	79	4065	69	14195	60	LM575	38	CA3176	1.09	2N2921	50
7434	56	74184	5.95	74LS58	34	74LS264	1.00	74LS752	35	74HC178	59	74HC209	79	4066	69	14196	60	LM576	38	CA3177	1.09	2N2922	50
7435	56	74185	5.95	74LS59	34	74LS265	1.00	74LS753	35	74HC179	59	74HC210	79	4067	69	14197	60	LM577	38	CA3178	1.09	2N2923	50
7436	56	74186	5.95	74LS60	34	74LS266	1.00	74LS754	35	74HC180	59	74HC211	79	4068	69	14198	60	LM578	38	CA3179	1.09	2N2924	50
7437	56	74187	5.95	74LS61	34	74LS267	1.00	74LS755	35	74HC181	59	74HC212	79	4069	69	14199	60	LM579	38	CA3180	1.09	2N2925	50
7438	56	74188	5.95	74LS62	34	74LS268	1.00	74LS756	35	74HC182	59	74HC213	79	4070	69	14200	60	LM580	38	CA3181	1.09	2N2926	50
7439	56	74189	5.95	74LS63	34	74LS269	1.00	74LS757	35	74HC183	59	74HC214	79	4071	69	14201	60	LM581	38	CA3182	1.09	2N2927	50
7440	56	74190	5.95	74LS64	34	74LS270	1.00	74LS758	35	74HC184	59	74HC215	79	4072	69	14202	60	LM582	38	CA3183	1.09	2N2928	50
7441	56	74191	5.95	74LS65	34	74LS271	1.00	74LS759	35	74HC185	59	74HC216	79	4073	69	14203	60	LM583	38	CA3184	1.09	2N2929	50
7442	55	74192	5.95	74LS66	34	74LS272	1.00	74LS760	35	74HC186	59	74HC217	79	4074	69	14204	60	LM584	38	CA3185	1.09	2N2930	50
7443	1.24	74193	5.95	74LS67	34	74LS273	1.00	74LS761	35	74HC187	59	74HC218	79	4075	69	14205	60	LM585	38	CA3186	1.09	2N2931	50
7444	1.24	74194	5.95	74LS68	34	74LS274	1.00	74LS762	35	74HC188	59	74HC219	79	4076	69	14206	60	LM586	38	CA3187	1.09	2N2932	50
7445	7.9	74195	5.95	74LS69	34	74LS275	1.00	74LS763	35	74HC189	59	74HC220	79	4077	69	14207	60	LM587	38	CA3188	1.09	2N2933	50
7446	1.24	74196	5.95	74LS70	34	74LS276	1.00	74LS764	35	74HC190	59	74HC221	79	4078	69	14208	60	LM588	38	CA3189	1.09	2N2934	50
7447	1.24	74197	5.95	74LS71	34	74LS277	1.00	74LS765	35	74HC191	59	74HC222	79	4079	69	14209	60	LM589	38	CA3190	1.09	2N2935	50
7448	2.39	74198	5.95	74LS72	34	74LS278	1.00	74LS766	35	74HC192	59	74HC223	79	4080	69	14210	60	LM590	38	CA3191	1.09	2N2936	50
7449	2.39	74199	5.95	74LS73	34	74LS279	1.00	74LS767	35	74HC193	59	74HC224	79	4081	69	14211	60	LM591	38	CA3192	1.09	2N2937	50
7450	32	74200	5.95	74LS74	34	74LS280	1.00	74LS768	35	74HC194	59	74HC225	79	4082	69	14212	60						

EASY TO FABRICATE
DESIGNED FOR SMALL LOT
PRODUCTION

SHEET METAL BOXES FOR CONSTRUCTION

**ALL ITEMS STOCKED
FOR QUICK DELIVERY**
SHEET METAL BOXES SHIPPED FLAT



PANELS ARE .063" ALUMINUM

PANELS ARE .063" ALUMINUM

PANELS ARE .063" ALUMINUM AND ARE FIELD REMOVABLE

DUAL SLOPE METAL CABINETS

MODEL	DESCRIPTION	PRICE
MAJOR DIM. (inches)	SECONDARY DIM. (inches)	\$
DS-1	4 x 6 x 4 x 12 x 1.9 x 2.4 x 1.6	59.00
DS-2	8 x 6 x 4 x 12 x 1.9 x 2.4 x 1.6	63.25
DS-3	8 x 6 x 4 x 12 x 1.9 x 2.4 x 1.6	67.50
DS-4	10 x 6 x 4 x 12 x 1.9 x 2.4 x 1.6	71.50
DS-5	12 x 6 x 4 x 12 x 1.9 x 2.4 x 1.6	78.00
DS-6	16 x 6 x 4 x 12 x 1.9 x 2.4 x 1.6	81.00
DS-7	4 x 8 x 6 x 2 x 3.1 x 3.5 x 1.9	69.00
DS-8	6 x 8 x 6 x 2 x 3.1 x 3.5 x 1.9	73.00
DS-9	8 x 8 x 6 x 2 x 3.1 x 3.5 x 1.9	78.00
DS-10	10 x 8 x 6 x 2 x 3.1 x 3.5 x 1.9	82.75
DS-11	12 x 8 x 6 x 2 x 3.1 x 3.5 x 1.9	87.75
DS-12	18 x 8 x 6 x 2 x 3.1 x 3.5 x 1.9	100.75

RACK CHASSIS

MODEL	DESCRIPTION	PRICE
W x D x H (inches)	\$	
1RU5	19 x 5 x 1.75	30.85
1RU7	19 x 7 x 1.75	33.10
1RU10	19 x 10 x 1.75	36.25
2RU5	19 x 5 x 3.5	33.10
2RU7	19 x 7 x 3.5	36.25
2RU10	19 x 10 x 3.5	37.50
3RU5	19 x 5 x 5.25	41.90
3RU7	19 x 7 x 5.25	44.10
3RU10	19 x 10 x 5.25	46.30

METAL CABINETS

MODEL	DESCRIPTION	PRICE
W x D x H (inches)	\$	
MC-1A	4 x 3 x 2	16.50
MC-2A	6 x 3 x 2	16.75
MC-3A	8 x 3 x 2	20.95
MC-4A	4 x 4 x 3	18.75
MC-5A	6 x 4 x 3	20.95
MC-6A	8 x 4 x 3	23.15
MC-7A	4 x 7 x 4	20.95
MC-8A	6 x 7 x 4	23.15
MC-9A	8 x 7 x 4	25.75

HEAVY DUTY RACK CHASSIS

MODEL	DESCRIPTION	PRICE
W x D x H (inches)	\$	
3RU7 HD	19 x 7 x 5.25	116.00
3RU10 HD	19 x 10 x 5.25	121.00
3RU14 HD	19 x 14 x 5.25	134.00
4RU7 HD	19 x 7 x 7.0	121.00
4RU10 HD	19 x 10 x 7.0	129.00
4RU14 HD	19 x 14 x 7.0	134.00
6RU7 HD	19 x 7 x 8.75	126.00
6RU10 HD	19 x 10 x 8.75	133.00
6RU14 HD	19 x 14 x 8.75	143.00

HAND TOOLS

MODEL	DESCRIPTION	RANGE (mm)	PRICE \$
MD-1	MICRO REAMER	1.0-5.5	16.50
MD-2	REGULAR REAMER	3.0-12.0	26.00
MD-3	LARGE REAMER	10.0-25.0	48.00
RT-1	RETHREADER	3.0 x 0.5	10.50
AD-1	DRILL BIT ADAPTER FOR POWER SCREWDRIVER		6.50

SESCOM ALSO STOCKS
HARDWARE KITS,
TRANSFER LETTERING, AND
MINI-POWER TRANSFORMERS
**CALL OR WRITE FOR YOUR
FREE 24 PAGE
CONSTRUCTOR'S CATALOG**

EXTRUDED SERIES

MODEL	DESCRIPTION	PRICE
W x D x H (inches)	\$	
ET-1	4.52 x 4.35 x 1.57	10.00
ET-1B	4.52 x 4.35 x 1.57	10.00
ET-2	4.52 x 6.00 x 1.57	24.00
ET-2B	4.52 x 6.00 x 1.57	24.00
CCET	PLASTIC CARRYING CASE	18.00




SESCOM, INC.
2100 WARD DRIVE
HENDERSON, NV 89015 USA

SHEET METAL PUNCHES

MODEL	HOLE SIZE & SHAPE	PRICE \$
PUNCH 1	3/8" ROUND	9.95
PUNCH 2	7/16" ROUND	9.95
PUNCH 3	1/2" ROUND	9.95
PUNCH 4	9/16" ROUND	12.95
PUNCH 5	5/8" ROUND	12.95
PUNCH 6	11/16" ROUND	12.95
PUNCH 7	3/4" ROUND	12.95
PUNCH 8	13/16" ROUND	12.95
PUNCH 9	7/8" ROUND	12.95
PUNCH 10	1" ROUND	13.95
PUNCH 11	1-1/16" ROUND	13.95
PUNCH 12	1-1/8" ROUND	13.95
PUNCH 13	1-3/16" ROUND	13.95
PUNCH 14	1-1/4" ROUND	14.95
PUNCH 15	1-3/8" ROUND	14.95
PUNCH 16	1-1/2" ROUND	16.95
PUNCH 17	1-5/8" ROUND	21.95
PUNCH 18	1-3/4" ROUND	24.95
PUNCH 19	2-5/8" ROUND	61.95
PUNCH 20	11/16" SQUARE	32.95
PUNCH 21	3/4" SQUARE	38.95
PUNCH 22	1" SQUARE	46.95
PUNCH 23	21/32" x 15/16" RECT.	46.95
*PUNCH 24	*THURST RACES	10.95

\$575.00
(shipped within
48 states)



BRAKE & SHEAR

CUTS METALS, PLASTIC, ETC. TO .063" THICK AND
7 7/8" WIDE AND BENDS UP TO 90°. GREAT SHOP TOOL

CALL TODAY



PREPAID ORDERS SHIPPED GROUND AT NO CHARGE (48 STATES)

FOR USA AND CANADA ORDERS (800) 634-3457
TECHNICAL INFORMATION (702) 565-3400
24 HOUR FAX (702) 565-4828

CIRCLE 269 ON FREE INFORMATION CARD

AFFORDABLE DATA ACQUISITION



MODEL 30 \$79.00

- PLUGS INTO PC BUS
- 24 LINES DIGITAL I/O
- 8 CHANNEL-8 BIT A/D IN
- 12 BIT COUNTER
- UP TO 14K SMP/SEC



MODEL 45 \$189

- RS-232 INTERFACE
- 8 DIGITAL I/O
- 8 ANALOG INPUTS
- 2 ANALOG OUTPUTS
- 2 COUNTERS-24 BIT



MODEL 70 \$239

- RS-232 INTERFACE
- 18 BIT A/D
- 5.5 DIGIT
- UP TO 60 SMP/SEC



MODEL 150-02 .. \$179

- RS-232 INTERFACE
- TRMS, 20 AMPS
- 12 BIT A/D
- OPTO-ISOLATED
- CHANGE RANGES, AC/DC, VIA RS-232

Prairie Digital, Inc.

846 17th Street • Industrial Park • Prairie du Sac, WI 53578
(608) 643-8599 • FAX: (608) 643-6754

NOW! A QUALITY SATELLITE SCPC AUDIO RECEIVER

AT AN AFFORDABLE PRICE



UNIVERSAL SCPC-100 AUDIO RECEIVER

SPECIFICATIONS

STABLE, MICROPROCESSOR CONTROLLED TUNING. • 50 CHANNEL MEMORY RECALL. • COMPATIBLE WITH 950-1450 BLOCK SYSTEMS. • 3 MINUTE HOOK-UP. • LARGE L.E.D. TUNING SCALE. • RECEIVES CAND KUBAND SCPC. • DOES NOT DISABLE VIDEO WHEN IN USE.

SERVICES ON SCPC

HUNDREDS OF QUALITY SCPC CHANNELS ON SATELLITES - SPORTS - AP - UPI - RADIO NETS - HOME TOWN SPORTS & RADIO - RACING - TALK SHOWS - CLASSICAL, ROCK & JAZZ - RADIO STATIONS - FINANCIAL NEWS AND MORE.

INTRODUCTORY PRICE \$439 + S&H
TO ORDER CALL: 1 - 800 - 241-8171

UNIVERSAL ELECTRONICS, INC.
4555 GROVES RD., SUITE 13, COLUMBUS, OH 43232
(614) 866-4605 FAX (614) 866-1201



THE ELECTRONIC GOLDMINE

P.O. Box 5408, Scottsdale, AZ 85261

PHONE ORDERS (602) 451-7454 FAX ORDERS (602) 451-9495

MINIMUM ORDER: \$10.00 plus \$4.00 shipping and handling. We accept Mastercard.

VISA and Money Orders. **Call or send for our FREE CATALOG!**

Canadians and orders that need US MAIL send minimum \$5.00 S&H

TONE TRANSMITTER

RF tone transmitter board features compact size with two push button switches, variable trimmer resistors, IC circuitry, several transistors, a slug tuned coil and various resistors and capacitors. Designed to operate on 9VDC.

Size 2-1/4" x 1-3/16". New but no specs.

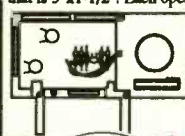
We do know it was used in remote control applications.



G3237 \$1.25
10/10.00 - 100/80.00

SUPER MUSIC MAKER MODULE

We have three different high output music modules which play a different song each. These modules have a solid plastic frame that is 3"x1-1/2". Each operate from 6VDC up to 12 VDC. Has built in start button and piezo spkr.



G3256 "Somewhere my love"
G3257 "What the world needs"
G3226 "Pomp & Circumstance"
\$1.00 each

UV SUN EXPOSURE METER

Small electronic device detects UV energy from the sun and sounds a signal when you've had enough exposure. Has 2 dials for skin type and sun screen rating (SPF). Requires 9v battery, not included.



G934 \$5.00 10/ \$45.00


SUPER SNOOPER AMP

Have you ever wanted to hear the slightest sounds or whispers in a room? Now you can with the revolutionary new Sentry Sound Booster! The brochure says that it's great for use by hunters to listen for wildgame, however it has many other uses! Its like being able to have super human hearing on demand. Unit looks like a portable radio and is very stylish in design. Features sensitivity control, a built in parabolic dish which focuses the sound energy onto a very sensitive electronic microphone. Has IC circuit which operates from one 9V battery (not included). Comes complete with lightweight earphones and instructions. Size 4" x 2 1/4" x 1 1/8". New in Retail Box.



G3377 \$21.95

CASSETTE SPEAKER



Nifty little speaker system is the size of a standard cassette. Contains 2 small speakers to allow for room filling volume from your portable radio or walkman. Has short cable with standard, most commonly used plug to insert into headphone jack. These were made for a Salem cigarette promotional offer. Yellow color. New in blister package.

G3376 \$4.00

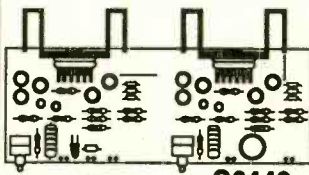
SIEMENS EMITTER/ DETECTOR INFRARED ASSEMBLY

Small semiconductor made by Siemens (Part # SFH 900-1) contains both an infrared LED and a matched infrared sensor both on a ceramic substrate. Designed for barcode readers, digital tachometers, counting devices, proximity detectors, etc. Very precise! Brand new with spec sheet.

G3355 2/\$1.00
100 / \$35.00

40 WATT BOOSTER KIT

"20W + 20W STEREO AMP KIT"
With all parts and PC board
Operates on 12VDC
Great for car applications



C6442
SUPER BUY!
\$19.95

10" THRUSTER WOOFER

You will be amazed at the great sound of this very high quality 10" woofer that is perfect for upgrading your old system or new construction. These were made for a custom manufacturer by JBL and feature 8Ω impedance, poly foam surround, frequency response from 25HZ to 2KHZ and can handle up to 60 watts. Weight 2-1/2 lbs. Brand new and at an incredible blowout price!!!



G3311 \$15.95
Pair for 30.00
Include \$5.00 S&H

PC BOARD DRILL BITS



We just purchased over 100,000 of these ultra-sharp solid tungsten carbide drill bits. These came from a major defense corporation who only uses bits for just a few holes before replacing them. These are like new and ultra sharp! Most have an identifying plastic collet around the standard 1/8" shank. Please specify size. Note: sizes above 59 are very fragile and need to be used with a drill press only. Also note that the first column is millimeter sizes but the rest of the bits are # sizes.

1.15 mm	12	40	49	53	57	65
1.20 mm	30	41	50	54	58	67
1.25 mm	37	44	51	55	59	70
1.35 mm	38	48	52	56	64	78
1.55 mm						

your choice .79¢ ea

COPPER CLAD BLOWOUT

Great for making high quality PC boards. These are standard glass epoxy double sided copper clad blanks. Size is an incredible 12" x 12". Each panel is large enough to make many smaller PC boards. Thickness .042".



A SUPER VALUE G2869 \$2.00

SUPER BRIGHT CLEAR CASE RED LED

These are ultrabright jumbo LEDs made by Toshiba. They have long leads and are on tape and reel. Brilliant output. These really attract attention!



NEW!
G3313 6/\$1.00
100/\$10.00 1000/\$80.00

SUPER PC BOARD BLOWOUT

G3500 50/\$7.95
This is your chance to stock up on prime copper clad for making all type of custom PC boards. Various sizes 2x7" up to 6x6" or larger. This is high quality glass epoxy Double sided copper clad!



4KV TRIGGER COIL

Standard 3 lead 4KV trigger coil made for use in triggering strobe tubes. Highest quality.



N1700 \$1.25

EASY CUT COPPER CLAD BOARD

Use standard scissors to cut this flexible .016" thin double sided copper clad. Size 6-1/2" square. Prime glass epoxy material is great for your next electronic project.



G3287 4/\$2.00

HOUSE # FETS SPECIAL


Prime house numbered N-channel TO92 case FETS. Great for all high impedance applications. On tape and reel. Blowout price!!



G3327 10/\$1.00

HEAVY DUTY TRANSFORMER

Enclosed case transformer rated 22VAC at over 1 amp. Primary is standard 120VAC



G3343 \$3.50

PC BOARD TYPE TUNGSTEN CARBIDE ROUTER BIT

Sharpest, hardest bit for routing PC boards. Bits have 1/8" shank, approx. No. 42 in diameter and 3/8" long cutting length - used, but in perfect condition.



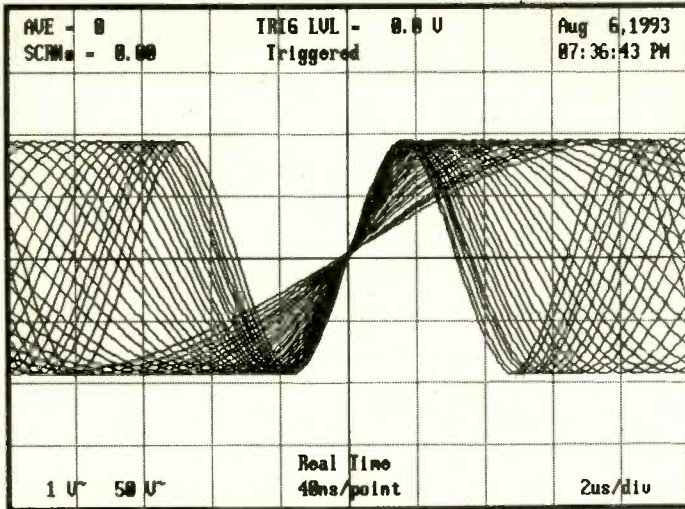
S2021 \$1.00

CIRCLE 241 ON FREE INFORMATION CARD

November 1993, Electronics Now

PC-BASED DIGITAL STORAGE SCOPES BLOW AWAY THE COMPETITION !!

- ✓ **FREE PROFESSIONAL SCOPE SOFTWARE**
Works with any CGA, EGA, VGA, or Hercules Monitor.
- ✓ **Available in 20,40,60, and 100MHz Bandwidths.**



HP LaserJet IIP Output at 150dpi

COMPARE FOR YOURSELF

	Name Brand	CS100-40A
FEATURES:	Digital Scope	PC ADD-ON
Bandwidth		
Analog	20 MHz	100 MHz ✓
One-Shot	1 MHz	10 MHz ✓
Repetative	N/A	100 MHz ✓
# of Channels	2 + ext. trig.	2 + ext trig.
Max Sample Rate	10 Ms/sec	40 Ms/sec ✓
Vertical Sensitivity	5 mV - 5V	5 mV - 5V
Vertical Resolution	8 bits	8 bits
Max. Memory	2K/channel	32K/chan ✓
Cursor Readout	NO	YES ✓
Print Capability	NO	Epson/LJ ✓
PRICE	\$1895	\$895 ✓

**FOR FREE DEMO DISKETTE + INFORMATION PACKAGE CALL 1-800-866-7899,
FAX 1-408-479-8572, or write to CHASE SCIENTIFIC COMPANY, 7960-B, SUITE 191, APTOS, CA. 95003**

CIRCLE 312 ON FREE INFORMATION CARD

PROFESSIONAL SECURITY EQUIPMENT

Proven Quality & Reliability for Government,
Industry, and the Do-It-Yourselfer

Voice Record/Playback Board

Just add Speaker and 6-12 VDC Power to Record and Playback 16 seconds of audio. On Board Mike, DRAM, 1 watt amp, Volume Control, Record & Playback Buttons. The easy way to add voice to your projects! Play 1 time, or repeat with continuous trigger. 15mA @ 12VDC.

18106 \$29.95

How do the Pro's run wires?

... Super-Long Flexible Drills
These Super-Long Twist Drills are used by the Pro's to drill through walls, and up into attics, or down into basement.

96297	1/4" x 58" Flex Bit ...	\$29.50
96388	1/4" x 72" Flex Bit ...	\$39.00
96590	3/8" x 58" Flex Bit ...	\$37.50
96691	3/8" x 72" Flex Bit ...	\$45.00
96893	1/2" x 58" Flex Bit ...	\$39.50
96894	1/2" x 72" Flex Bit ...	\$49.00

ENFORCER[®] Alarm Pager System

Add to Vehicle Alarm, or use for remote signalling. Up to 2 mile range. Contains 4 Watt Vehicle Transmitter for use with existing car antenna. Output to raise automatic antennas, both (+) and (-) Trigger Inputs. 12VDC, 500mA. Pager beeps and flashes LED until reset.

94974 \$99.95

Talking Siren Driver - 127db!

Painfully Loud Siren Driver Board Blasts Siren and Talks in English, Spanish, or French. Separate Burglar ("You have violated an area protected by a Security System, Leave Immediately!") and Fire ("Fire, Leave Immediately!") Channels. Add 8 ohm 10Watt Speaker. 12VDC, 1.3Amps

18308 \$49.95

32 Page Catalog of Professional Security Systems, Motion Detectors, Switches, Glass Protection, Fire Detectors, Sirens, Radio Links, CCTV, Access Control Systems, Special Tools, and more!

FREE with your order...
or send \$2.00 handling fee refundable on first order.

Vantage Point Technologies
1318 East Mission Rd, Ste 376
San Marcos, CA 92069

FREE shipping to continental US, California Residents add Sales Tax. All items carry 1 Year warranty against defects.

ORDERS ONLY
1-800-272-1357

FREE Technical Help (619) 565-1863

ATTENTION DEALERS

START THINKING... get back to your **BASIC** Cable Needs

Call 708-289-6639

For information regarding all of your **BASIC** cable needs.

- 5 GOOD REASONS TO BUY OUR FAR SUPERIOR PRODUCT
- PROGRAMMABLE for future changes
- ALL FUNCTIONS - ALL MODES!
- BETTER output match
- LOW A.C. voltage
- 97% EFFECTIVE!!!

We handle NEW equipment ONLY - Don't trust last year's OBSOLETE and UNSOLD stock!
COMPETITIVE PRICING - DEALERS ONLY

HOURS: Monday-Friday 10:00-3:00 C.S.T.

It is our policy to accept no cash for returns. Please contact our office with any questions or orders. Payment in full is required at the time of purchase.

P.O. Box 2165 - Hanover Park, IL 60103 - 708-289-6639



**BASIC
ELECTRICAL
SUPPLY &
WAREHOUSING
CORPORATION**

DANBAR SALES COMPANY

WE ARE MOVING
TO ARIZONA!

14455 N. 79TH STREET, UNIT C
SCOTTSDALE, AZ 85260

(602) 483-6202 FAX (602)483-6403

<p>HEWLETT-PACKARD 8656A</p> <p>Synthesized Signal Generator, .1 to 990 MHz, +13 to -127 dBm, 100 Hz resolution, fully HP-IB programmable.</p> <p>\$3650.00</p>	<p>TEKTRONIX 2213</p> <p>60 MHz Oscilloscope, 2 mV sensitivity, 5 nS/div sweep rate, advanced trigger system, lightweight and easy to use.</p> <p>\$595.00</p>	<p>FLUKE 515A</p> <p>Portable Calibrator, 0 to 100 VDC, .2uV resolution, 0 to 100 VAC, 0 to 10 mARMS, 0 to 10M ohm, 400 Hz, 4 kHz, and 50 kHz output frequencies.</p> <p>\$1750.00</p>
<p>TEKTRONIX 7104 OSCILLOSCOPE PACKAGE</p> <p>1 GHz AT 10 mV/div, 350 pS rise time, 200 pS max sweep rate. Includes (2) 7A29 amplifier, (1) 7B10 delayed time base, (1) 7B15 delaying time base.</p> <p>SPECIAL \$9000.00</p>	<p>HEWLETT-PACKARD 8640B</p> <p>Signal Generator, 0.5 to 512 MHz frequency range, +19 to -145 dBm output power range, phase lock, counter, option 003.</p> <p>\$2450.00 with option 001 & 002 internal doubler (512-1024 MHz) \$3200.00</p>	<p>HEWLETT-PACKARD 3336B</p> <p>Synthesizer Level Generator is an excellent precision source from 10 Hz to 20.9 MHz, frequency resolution of .001 Hz, level accuracy within .15 dB over full range, AM and phase modulation. Programmable over HP-IB, harmonics down more than 5 dB. Options available.</p> <p>SPECIAL \$650.00</p>
<p>HEWLETT-PACKARD 54120T</p> <p>20 GHz Digitizing Oscilloscope, 10 ps accuracy, TDR, four input channels, fully programmable instrument.</p> <p>\$10500.00</p>	<p>TEKTRONIX 465B</p> <p>Portable Oscilloscope, 100 MHz dual trace, 5 mV/div sensitivity, 2 nS/div sweep rate with 10 mag, trigger view, versatile trigger selection, alternate sweep.</p> <p>\$825.00</p>	<p>HEWLETT-PACKARD 8568B</p> <p>100 Hz to 1.5 GHz frequency range, amplitude range -135 to +30 dBm, direct plot, HP-IB.</p> <p>\$19750.00</p>
<p>HEWLETT-PACKARD 8568A</p> <p>100 Hz to 1.5 GHz frequency range, 10 Hz resolution BW, trace markers with amplitude and frequency readout.</p> <p>\$11750.00</p>	<p>TEKTRONIX TR 503</p> <p>Tracking Generator, swept measurements to 1.8 GHz, enhances dynamic range to better than 110 dB, very stable-useful as a CW signal source. The TR 503 works with with all 2750 and 490 series spectrum analyzers.</p> <p>\$2500.00 NEW BOXED</p>	<p>HEWLETT-PACKARD 3586B</p> <p>Selective Level Meter, makes carrier measurements to 32.5 MHz. Voice channel measurements from 50 Hz to 100 kHz, works with the HP 3336 Level Generator. Options available.</p> <p>SPECIAL \$850.00</p>
<p>TEKTRONIX 7L5/L3</p> <p>Spectrum Analyzer plug-in, 20 Hz to 5 MHz, digital storage and averaging, reference level selection in 1 dB steps. Option 25 provides tracking generator. Comes with L3 plug-in module.</p> <p>\$3950.00</p>	<p>TEKTRONIX 492A</p> <p>Programmable Spectrum Analyzer, frequency range 50 kHz to 21 GHz, can go to 325 GHz with waveguide mixers, cw, pulse, and spurious signal processing modes.</p> <p>\$8750.00</p>	<p>TEKTRONIX 7633</p> <p>Storage Oscilloscope, 100 MHz BW, 1000 cm/uS stored writing speed, multimode storage. Comes with the following plug-in; (2) 7A26 dual trace amplifiers & (1) 7B53A dual trace base.</p> <p>\$1250.00</p>


WANTED. ELECTRONIC
TEST EQUIPMENT!
CALL OR FAX US YOUR LIST.

PLEASE CALL OR WRITE FOR
OUR UPCOMING CATALOG.

WE ACCEPT VISA
AND MASTERCARD

YOU! Be the Judge

Of 6805, 68HC05 & 68HC11 Microcontroller Development Tools



TECI's development tools for the Motorola 6805, 68HC05 and 68HC11 microcontroller chips are flexible, powerful and suited to a wide range of tasks. We believe that in a fair comparison, our products show their virtues clearly. Using them makes their true colors stand out.

Don't take our word for it. Around the world, hundreds of companies, government agencies, universities and dedicated hobbyists have found these tools a joy to use.

One telling fact is that a very large percentage of these customers buy from us again and again.

With our 6 months parts and labor warranty and toll free technical support it's hard to go wrong.

Call today for a free catalogue. We'll be happy to answer your questions and assist you in any way we can.

6805 Primer for Beginners	\$195
6805/68HC05/68HC11 Cross Assemblers	\$99
6805/68HC05 Simulator/Debugger	\$99
68705 P3, P5, U3, U5, R3, R5 Programmers	from \$349
68HC705/68HC805 Programmers	from \$395
Complete PC Based Development Systems	from \$449
68HC11 Real-Time Emulators	from \$895
68HC05 Real-Time Emulators	from \$895
68HC11 Emulator 52 pin PLCC (Special Price)	\$849

BYTE
Reseller of
C6805 Compiler
& Fuzz-C
Preprocessor

Payment By
Approved P.O.
Check or
Money Order
Master Card,
VISA or
American Express

TECI The Engineers Collaborative Inc.
RR #3, Box 8C, Barton, VT 05822, USA
800-336-8321
TEL: 802-525-3458 FAX: 802-525-3451

CIRCLE 274 ON FREE INFORMATION CARD

225-400 MHZ RF AMP



AM-6155/GRT UHF POWER AMPLIFIER, conservative 50 watt output from 10 W input using 8930 or DX393 tube (no choice) in silver-plated cavity drawer with 175-turn dial. Mainframe has metered solid-state power supply; requires 120/240 VAC 60 Hz and +20 V reg 60 ma. 7x19.5x18.5, 80 lbs sh (UPS in 2 pkgs.)

USED-not tested w/schematics \$235

ME-165 SWR POWER METER

ME-165 SWR POWER METER for HF transmitter tests. Provides 52 ohm 600 watt load with SWR of 1.1:1 or less up to 30 MHz using 12/ 600 ohm non-inductive 50 W resistors. Has 0-600 W meter, function switch, and N connections. 13.5x9.8x9.8, 20 lbs sh. USED \$45
GOV'T-RECONOITDNE \$125
Manual \$8.50



PORTABLE STROBELIGHT



Strobe uses exciter which operates from 3 to 18 VDC 500 MA and has mount base that will fit on broomstick. Change plug to a car lighter plug and strobe makes great emergency light for car or boat! Bulb size: 1.5"H x 1.3" dia; cord 60". 3 lbs.

#SDU-30/E, unused \$24.95
LIGHTER DC CORD & PLUG, 15 ft. \$4.00

H-P 500 MHZ COUNTER

HEWLETT-PACKARD 5328AF/096 FREQUENCY COUNTER with opt 030 for 5-512 MHz freq-range 15 MV sensitivity and opt 011 for HP-1B computer interface. Has 9-digit LED display and resolution 0.1 Hz-1 MHz in 8 decade steps. Channels A & B 100 MHz module have 1-10-100 ATTEN and Marker output. Requires 120/240 V 48-66 Hz. 3.5x18.5x19, 28 lbs sh. USED-Repairable \$350
Checked, except for HP-1 Computer Interface \$495



Prices F.O.B. Lima, O. • VISA, MASTERCARD Accepted.
Allow for Shipping • Write for latest Catalog
Address Dept. ES • Phone 419/227-6573 • Fax 419/227-1313

FAIR RADIO SALES

1016 E. EUREKA • Box 1105 • LIMA, OHIO • 45802

base unit \$179 Digit Decoder

Telephone/Scanner/Tape
Options include: Time Stamp,
Caller I.D. and RS-232 Serial Port



Shirt-pocket sized
Battery operated
Built-in Microphone
DTMF & Rotary-dial phones
Stores 2,000 digits, non volatile
MF (internal TELCO) option

DS4000-MCST
Caller ID, Touch-Tone, Price FOB dest (US) \$350
Rotary, and Time-Stamp: Immediate delivery

Caller Identifiers



Caller I.D.-Computer Interface

Caller I.D.
Converter \$59



See who is calling before
answering phone!

Prevent unauthorized
access to modem/BBS.

Grabs signals from phone lines.
Cheap TSR software saves calls.

CID Converter \$59
CID Converter Kit 42
TSR Software 7.50
CID Book 14.50 (w/purchase)

International MicroPower Corp., 85 Palm Dr., Camarillo, CA 93010
CA Residents MUST add sales tax. All prices add \$5 sh (\$10 if COD)

1-800-992-3511 Orders
1-806-482-2870 Inquiries

MCM/ISA

SILVER SUCCESS STORY:

SILVER PLATING ON-THE-JOB.



Time-proven since 1944. Minimizes overheating and power loss, assures cool conductivity for copper, brass and bronze contacts. Applies easily *on the job*. Adheres permanently. Equal to electroplating in performance. Reduce maintenance time, prevent power losses from oxidation.

COOL-AMP

THE CONDUCTIVE LUBRICANT.



Demonstrating low-voltage continuity through container of Conducto-Lube.

The upstart, since 1952. An excellent lubricant which is highly conductive because it contains pure silver. Uses continue to expand—from switches and breakers to *any* application where a conductive lubricant is needed.

Conducto-Lube

Cool-Amp Conducto-Lube Company

15834 Upper Boones Ferry Road • Lake Oswego, Oregon 97035
(503) 624-6426 • Fax (503) 624-6436 • **ORDER FACTORY DIRECT**

CAPITAL ELECTRONICS INC.

5451 N. Broadway
Chicago, Illinois 60640
Phone (312) 271-9510 • Fax (312) 271-9733

PRINTED CIRCUIT BOARD MANUFACTURERS

- SINGLE-SIDED, DOUBLE-SIDED, MULTI-LAYER(4-8 LAYERS) AND FLEXIBLE PCB PRODUCTION
 - PREMIUM DELIVERY AVAILABLE
24 HR SERVICE ON SS & DS
72 HR SERVICE ON MULTI-LAYER
 - ARTWORK GENERATION/EDITING
 - PHOTOPLOTTING SERVICES
 - 24 HR. ON-LINE MODEM
- 19,200 BAUDE, (312) 271-9732

FOR QUICK & COMPETITIVE PRICING,
OR MORE INFORMATION,
PLEASE CALL US TODAY!

**QUALITY IS OUR
CAPITAL CONCERN**

50% of LAN Problems are Cable Problems.

Instantly Test Modular Cables or Installed Twisted Pair (UTP) Wiring

This series introduces a case design which incorporates a unique "slide" method of attaching or detaching the Master and Remote units. Now testers can be used as stand-alone for bench testing, or in two separate pieces for testing already installed wiring systems. The testers in this ad are intended to check the continuity of good cables and to indicate opens & cross-wiring. Each DXB tester can test two or more different industry standard protocols. Order the types needed for your applications. Equipped with 9V Energizer for instant use. If you maintain a LAN system, then you can't afford to be without the DXB series.

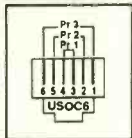
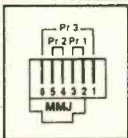
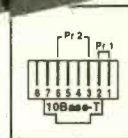
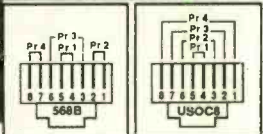
Our low, affordable price says "ORDER NOW!"



SAME DAY DELIVERY

FREE CATALOG AVAILABLE

MODULAR PAIR ASSIGNMENTS



LEATHERETTE CARRY CASE INCLUDED

- Handy pocket size.
- One year warranty.
- Immediate delivery.
- No switching required.
- Instantly tests all lines.
- Will test installed cables.
- Simple instructions on label.
- Auto shut-off, saves battery.

Model	Cable Types Tested	EA.
DXB60	USOC-8 and T568B	69.95
DXB61	10Base-T and USOC-8	69.95
DXB62	10Base-T and MMJ	64.95
DXB63	USOC-6 and USOC-8	69.95
DXB64	10Base-T, USOC-8 & T568B	74.95
DXB65	10Base-T and Coax BNC	79.95

TERMS: Cash, cashiers check or money order. CODs add \$5.00/order. Major credit cards accepted. Government, institutional or corporate purchase orders welcomed. Shipping and handling: \$4.50; 2nd day delivery; \$9.50, 1 to 3 units. MA residents add 5% sales tax.

QUANTITY PRICING AVAILABLE: 5 or MORE EACH MODEL

DISTRIBUTORS WANTED

Energizer is a trademark of Eveready Co.



Order Toll Free: 1-800-343-1455
Tel: 508-682-6936 FAX: 508-685-6467
1755 Osgood St., N. Andover, MA 01845



RE15

CABLE TV DESCRAMBLER KITS

Universal Descrambler

Includes all the parts and an etched & Drilled PC Board. Not included is AC adaptor or enclosure.....\$69.00

Tri-Mode Descrambler

Includes all the parts and an etched & drilled PC board & AC adaptor. Not included is the enclosure.....\$49.00

SB-3 Descrambler

Includes all the parts & an etched & drilled PC board & AC adaptor. Not included is the enclosure.....\$29.00

Call Toll Free 1-800-258-1134

Visa, MasterCard & COD

**M & G Electronics, Inc., 301 Westminister Street
Providence, RI. 02903**

It is not the intent of M & G Electronics, Inc. to assist any individual to defraud any pay TV operator or to violate any state or federal laws regarding the use of the descrambler kits. You must understand the kits being purchased for educational and or experimental use only.

Recognized as the two best PC-diagnostic tools on the market.

NOW AVAILABLE IN ONE GREAT PACKAGE...

**ALL NEW
VER. 5.0!**

Micro-Scope™

UNIVERSAL DIAGNOSTICS SOFTWARE Ver. 5.0

Fully operating system independent diagnostic software.

PCUPGRADE Recently named as PC Upgrade Magazine's Utility of the Month.

MICRO-SCOPE Universal Computer Diagnostics was developed to satisfy the expanding need for accurate system diagnosis in the rapidly growing desktop computer market.

- **CACH MEMORY**—"Micro Scope" Ver. 5.0 now fully tests cache memory and the cache controller subsystem.
- **LOW LEVEL FORMAT** Ability to do factory style initialization of all IDE drives, together with the ability to do factory style low level formatting on all drives, including MFM, RLL, ESDI, SCSI and all IDE drives.
- **O/S INDEPENDENT**—Does not rely on O/S for diagnostics. Talks to PC on a hardware level regardless of the O/S or CMOS setting.
- **TRUE HARDWARE DIAGNOSTICS**—Accurate testing of CPU, IRQs, DMA, memory, hard drive, floppy drive, video cards, etc.
- **DISPLAY DRIVE TYPE**—Reads and displays the actual drive parameters for any drive type automatically.
- **CPU DETERMINATION**—This capability is necessary for accurate system diagnosis on 386SX, 486DX and 387 and 487 chip implementations. Because each of these specific chips has its own unique instruction set, and therefore cannot be accurately diagnosed with any program which cannot recognize these differences!
- **MEMORY TEST**—"Micro-Scope" 5.0 has no limitations as to the size of memory it can accurately test. Micro-Scope now also tests VIDEO MEMORY (up to 2 MB)!!
- **MEMORY EXAMINE**—Displays any physical bit of memory. Very useful for determining memory conflicts. Very useful for determining available memory space.
- **BATCH CONTROL**—All tests, even destructive, may be selected for testing.
- **ERROR LOGGING**—Automatically inputs errors during testing to an error log.
- **AUTOMAPPING**—Automatically bad sector maps errors found on hard disks.
- **IRQ DISPLAY**— Shows bits enabled in IRQ chip for finding cards that are software driven. (Network, Tape Backup, etc.)
- **IRQ CHECK**—Talks directly to hardware and shows I/O address and IRQ of devices that respond.
- **SECTOR EDITOR**—Allows the editing of any sector of floppy or hard disk media (even track 0).
- **AND MUCH MORE...** We don't have enough space here for everything this software can do!

POST-PROBE™

1ST EVER UNIVERSAL POST CARD FOR ALL PCs!

The only Power-On Self-Test card you need to debug any "dead" PC!

SERVICE NEWS Named as Product of the Month in the July issue of Service News.

"This is the only card that will function in every system on the market. The documentation is extensive, and not only covers the expected POST Codes for different BIOS versions, but also includes a detailed reference to the bus signals monitored by the card." —Scott Mueller from his globally recognized book, *Upgrading & Repairing PCs, Second Edition*



- Includes pads for voltmeter to attach for actual voltage testing under load.
- 4 LEDs monitor +5vdc -5vdc +12vdc -12vdc.
- Monitors Hi & Lo clock and OSC cycles to distinguish between clock chip or crystal failure.
- Monitors I/O Write and I/O Read to distinguish between write and read errors.
- Monitors memory write/read to distinguish between address line failures and memory chip failures.
- Monitors ALE for proper CPU/DMA operation.
- Monitors Reset to determine if reset is occurring during POST, indicating short.
- Monitors progress of POST without POST codes.
- Reads POST codes from any IBM or compatible that emits POST codes. ISA/EISA/MCA.
- Compatible with Micro Channel computers.
- Dip switch allows easy selection of I/O ports to read.
- Includes tri-state LOGIC PROBE to determine actual chip failures.
- Manual includes chip layouts and detailed POST procedures for all major BIOS's.

This is the perfect package for all repair technicians and self-maintainers.

Call MICRO 2000, Inc. for volume discounts and after sales service!
•1-800-864-8008 •


1100 E. Broadway, Suite 301
Glendale, California 91205
818-547-0125 • Fax 818-547-0397



NEW LITERATURE

HARVARD GRAPHICS DESIGN COMPANION: WINDOWS EDITION; by Chris Potter and Margaret Y. Rabb. Ventana Press, P.O. Box 2468, Chapel Hill, NC 27515; Phone: 919-942-0220; Fax: 919-942-1140; \$23.95.

The Windows version of Harvard Graphics Design adds an array of new graphic and typographic capabilities. This book will help readers take full advantage of those features to create effective and visually appealing presentations. It introduces readers to the Windows features and explains how to put them to work. Five chapters discuss various visual communication elements, such as the use of color palettes, chart and graph frames, rules, boxes, type treatments, text and table frames, graphics, and background treatments.




CIRCLE 36 ON FREE INFORMATION CARD

The book goes on to offer examples of presentations, including slide shows, overheads, screen shows, video-projector presentations, and Hypershows. A "Do's and Don'ts" chapter provides tips on what works and what to avoid, and "Frame Makeovers" offers step-by-step instructions for redesigning vari-

ous presentation forms. Readers are guided quickly and painlessly through the procedures for designing and creating tables, two- and three-dimensional charts and graphs, and scatter plots. Dozens of sharp, original color and black-and-white illustrations accompany the text, which includes a glossary and an index for quick reference.

Tech Notes from a Telephone Engineer; by D. B. Levels. D. B. Levels, P.O. Box 1125, Tallevast, FL 34270-1125; \$18.95.

Telephone systems have become increasingly complex, and there seem to be new service options offered every week. The book was written to provide enlightenment for end-user technicians. It begins with a thorough explanation of how telephones work, both in the home and office and at the phone companies' centers. The book goes on to cover various aspects of telephone technology that are of interest to service technicians as well as phone users. It reveals precisely what customers are being charged for each month; where noise and static originates and how it can be eliminated; what causes crosstalk and RF interference; how to protect the phone system from lightning and voltage surges; and provides an overview of telephone-based home-office gear, including faxes and modems. The book goes on to explore the "bells and whistles" avail-




CIRCLE 40 ON FREE INFORMATION CARD

able on today's phones, and when it makes sense to buy your own telephone system. Finally, the book offers detailed information on wire and cable, and a wealth of troubleshooting tips.

1993 General Catalog. Contact East, Inc., 335 Willow Street South, North Andover, MA 01845-5995; Phone: 508-682-2000; Fax: 508-688-7829; free.

This 204-page catalog is brimming with hundreds of new test instruments and tools for plant and facilities operators, maintenance directors, engineers, production managers, and purchasing agents. It features brand-name products—from such manufacturers as Fluke, Tektronix, Weller, 3M, Microtest, and Simpson—for testing, repairing, assembling, and maintaining electronic equipment. Highlighted in the




CIRCLE 41 ON FREE INFORMATION CARD

1993 catalog are new insulated hand tools, cordless power tools, thermometers, DMM's, power-line monitors, uninterruptible power supplies, telecommunications tools and test equipment, tool kits, safety cabinets for storing flammable and corrosive materials, portable digital storage scopes, wire sorters, network testers, and ESD-safe ergonomic chairs. Also featured are full lines of test equipment, soldering/desoldering systems, shipping containers, measuring tools, ozone-safe cleaners, inspection equipment, workbenches, and batteries.

ECG Audio and Video Replacement Parts and Service Aids. Philips ECG, 1025 Westminster Drive, Williamsport, PA 17701; Phone: 800-526-9354; free.

Philips ECG's newly expanded line of audio and video replacement parts and service aids are described in the fourth edition of this catalog, which cross references 31 popular VCR



CIRCLE 37 ON FREE INFORMATION CARD

and camcorder brands and more than 3500 industry model/part numbers to the corresponding ECG replacement parts. Those

continued on page A68



CAIG Electronic Chemicals

for Manufacturing, Maintenance & Service!

DON'T JUST CLEAN CONNECTIONS; DEOXIDIZE, SEAL & PROTECT THEM!

Even the finest equipment cannot guarantee noise-free/error-free operation. One "dirty" connection anywhere in the signal path can cause unwanted noise or signal loss.

ProGold and **DeoxIT** increase the performance and reliability of electrical components and equipment. They provide long-lasting protection, reducing the expense of repeated cleaning with expensive ozone-depleting solvents.

ProGold™ Gold Conditioner & Protector

ProGold is specifically formulated to improve conductivity and protect gold, base metals and other precious metal surfaces. Use on gold connectors and contacts for maximum performance and protection. A common problem with gold plated surfaces is that the base metals migrate to the surface due to gold's soft and porous nature (dendrite corrosion). Once exposed, base metals oxidize, adding unwanted resistance that impedes electrical performance. Since gold plated surfaces are thinly coated, they are susceptible to scratching & abrasion, further exposing the base metals.

ProGold is a one-step treatment that conditions gold connectors, contacts and other metal surfaces, enhancing the conductivity characteristics to efficiently transmit electrical signals.

ProGold coats the entire contact surface and connection, providing superior protection from abrasion (insertion resistance), arcing, RFI, wear and atmospheric contamination.



NEW! No Ozone-Depleting CFCs



Environmentally-Safe!



Environmentally-Safe!



DeoxIT™ & PreservIT™ Deoxidizes, Seals & Protects Electrical Connections

DeoxIT, a one-step treatment, is a fast-acting, deoxidizing solution that cleans, preserves, lubricates & improves conductivity on all metal surfaces. Use as a general treatment for connectors, contacts & other metal surfaces.

PreservIT seals, lubricates and preserves metal surfaces for protection from oxidation and contamination. For use on clean/new surfaces or those pre-cleaned with **DeoxIT**.

Both have excellent migration properties that coat the surfaces and protect them from future oxidation & contamination. These new advanced formulas contain improved deoxidizers, preservatives, conductivity enhancers, anti-tarnishing compounds, arcing & RFI inhibitors and provide extended temperature range.



NEW! No Ozone-Depleting CFCs



Environmentally-Safe!



Environmentally-Safe!



OpticALL™

Effectively cleans, polishes and eliminates static electricity on optical viewing surfaces. OpticALL is also recommended as a general purpose antistatic cleaner on plastic, glass and metal surfaces.



StaticALL™

Neutralizes static build-up caused by friction & low humidity conditions.

DustALL™

Quickly & safely removes dust, lint & particles from sensitive electronic equipment, computers, lab equip., optical grade surfaces & other mechanisms & equipment.



FreezALL™

Quickly and safely cools circuits to -54°C. Locates intermittent components due to heat failure and hairline cracks on PCBs.

MechanicALL™

High Penetrating Anti-Corrosive Anti-Tarnishing Cleaner & Lubricant. Lubricates & Protects Connections, Removes Corrosion & Oxidation, Reduces Wear, Abrasion, Arcing & RFI.



ElectricALL™

Rejuvenating Solution For All Electrical Applications. Cleans, Preserves, Improves & Protects Connections, Removes Corrosion & Oxidation, Reduces Wear, Abrasion, Arcing & RFI.

DegreasALL™

For degreasing, cleaning & defluxing equipment and parts. Removes oil, grease, dirt and contaminants including rosin flux from PCBs, components and metal parts. Biodegradable.



CAEON™ 27

For sensitive equipment applications. For removal of oil, grease & dirt from surfaces. (Freon® TF).

CAEON™ 28

Degreaser and cleaning liquid removes organic contaminants including rosin flux from PCBs, components and metal parts. (Freon® TMC).



X-10S Instrument Oil

Contains silicone. Finest quality instrument oil for use on rubber, plastics and metals. Non-gumming, rust inhibiting, long lasting lubrication.

X-10 Instrument Oil

Lubricates precision instruments, fine parts & mechanisms. Use on all metals (gauges, gears, clocks, instruments, etc.). Non-gumming, rust inhibiting, long lasting lubrication.

CAIG Products ... used by those who demand the best!

- | | | |
|--------------------|-----------------|-------------------|
| Boeing | Honeywell | Recoton |
| Diebold, Inc. | IBM | Switchcraft |
| Dolby Laboratories | John Fluke Mfg. | Tektronix |
| E.I. DuPont | McIntosh Labs | Texas Instruments |
| Federal Express | Motorola | Wayne-Dresser |
| General Electric | Nakamichi | Xerox Corp. |
| Hewlett Packard | RCA | ... and many more |



16744 West Bernardo Drive
San Diego, CA 92127-1904

Phone: (619) 451-1799
FAX: (619) 451-2799


CIRCLE 286 ON FREE INFORMATION CARD

November 1993, Electronics Now

50A63

ACTIVE We Want Your MICRO Excess Inventory

- INTEGRATED CIRCUITS
- MEMORY (NEW OR USED)
- EPROMS (NEW OR USED)
- CIRCUIT BOARDS
- DIODES
- TRANSISTORS
- LED'S



Tel 310-494-4851 Fax 310-494-4913
1891 Obispo Ave Signal Hill, CA 90804

Professional Electronic Engineering Software

"Best bargain in the country"

- **Linear AC/DC Circuit Analysis**
Active & Passive ckt. 50 nodes, 225 elements max. Models for active devices. Calc, Plot & Print AC voltages & currents. Calc DC current, voltage & power. More
- **Linear Transient Circuit Analysis**
10 Input Transients. Active, passive ckt. 50 nodes, 225 elements max. Models for active devices. Calc, plot and print output Transient voltages. Calc dc current, voltage, pwr. more.
- **Active Filters Design & Analysis**
Design & Analyze active LPF, BPF, HPF & All pass filters. Calc, plot Mag/Phase. More.
- **Transient System Analysis**
Calc, plot transient response of system H(s). 14 Input Transients. Inverse Laplace. More
- **Control Systems analysis**
Calc and Plot Root Locus; Nyquist, Bode. Determine Stability. More
- **Mag & Phase Graphics**
Calc, plot mag/ phase of H(s). more
- **Function Graphics**
Calc, plot, edit any of 87 common math functions as desired. More.
- **Data Graphics**
Plot up to 400 data points in 9 formats. Linear, log, semi, etc. more.
- **Polynomial Operations**
Calc Roots, Product & Coefficients.
- **Satisfaction Guaranteed**
PC XT/AT, DOS, EGA

Special Offer: Complete 9-program package for \$79.99

To order (or more info), call 1(619)384-3042 or send check or MO to:
Geoban Engineering, PO Box 658, Ridgecrest, CA 93556
Visa/MC accepted. Add \$5.95 for shipping. CA add \$5.80 Tax

Save on Cable rental fees!


CABLE TV DESCRAMBLERS WE'LL BEAT ANY PRICE

JERROLD-TOCOM-ZENITH-HAMLIN
OAK-PIONEER-SCIENTIFIC ATLANTA
• 24 HOUR SHIPMENTS! • QTY DISCOUNTS!
MASTER CARD • AMEX • VISA • C.O.D.

1-800-284-8432

Have make and model number of equipment used in your area ready.
All Shipping & Handling Fees at Customer's Expense.

CABLE WAREHOUSE

10117 West Oakland Park Blvd., Suite 315, Sunrise, FL 33351 MEMBER
(NO FLORIDA SALES) 
Anyone implying theft of service will be denied assistance.

Electronics Now, November 1993

50A64

NEW EASY PC

BRITISH
DESIGN
AWARD


SCHEMATIC and PCB C.A.D

ONLY

\$195

Includes

- CGA, EGA & VGA compatible.
- Design large multi layer boards.
- One level pull down menu and quick keys for fast layout.
- Dot matrix, laser, plotter, Gerber & N.C. drill output
- 6 Month Free update
Free Demo

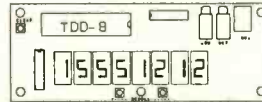


7840 ANGEL RIDGE ROAD
ATHENS OHIO 45701
(614) 592 1810

Visa & MasterCard Accepted

HEAR THE TONES...SEE THE NUMBERS!

TOUCH-TONE DECODER/DISPLAY AND ASCII CONVERSION BOARD



- ✓ EIGHT DIGIT DISPLAY
- ✓ 32 CHARACTER BUFFER
- ✓ ASCII SERIAL OUTPUT

The model TDD-8 is a stand-alone printed circuit board that decodes and displays all 16 DTMF digits. An ASCII serial output is provided for optional connection to your computer. Digits are displayed on eight 7-segment LED's and the 32 character buffer can be scrolled right or left. The TDD-8 will accept almost any audio source such as a tape recorder, telephone answering machine, scanner, etc. Perfect for remote computer data entry using a telephone keypad. IBM compatible software included for displaying, storing and printing the date, time and number for automatic logging. Ideal for automatically logging your auto-patch traffic!

TDD-8	DTMF Decoder/Display/ASCII w/32 Character Buffer	\$109.00
TDD-8X	Expanded Memory Version w/96 Character Buffer	129.00
CAB-1	Cable Kit (1 Audio & 1 Custom Computer Cable)	20.00
PS-12	110VAC to 12VDC AC Adaptor	10.00
PMK-1	Plexiglass Mounting Kit with Red LED Filter	15.00

S/H \$5 USA/Canada, \$15 Foreign. Visa, MasterCard & American Express Accepted.
MoTron Electronics • 310 Garfield Street Suite 4 • Eugene OR 97402
Orders: (800) 338-9058 • Info: (503) 687-2118 • Fax: (503) 687-2492

DOS IN ROM! \$75

WORLDS SMALLEST PC !!!

ROBOTS ALARMS RECORDERS DOS

THREE EASY STEPS: \$27.1K QTY
1. Develop on PC
2. Download to SBC \$95
3. Burn into EPROM \$95 SGL QTY

- 2 PARALLEL -LCO INTERFACE
- 3 SERIAL -KEYBOARD INPUT
- PC TYPE BUS -REAL TIME CLK
- BIOS OPTION -BATTERY OR 5V


FREE SHIPPING IN U.S.

5 YEAR LIMITED WARRANTY



Box 850
Merrimack, NH
(508) 792 9507

8088 SINGLE BOARD COMPUTER



KELVIN

ELECTRONICS

10 HUB DRIVE, MELVILLE, NY 11747

RE-ENGINEERED & DESIGNED FOR 1994



150 LE - Student 200 LE - Technician 400 LE - Engineer

Standard Features - ● AC & DC VOLTAGES
● DC CURRENT ● RESISTANCE ● TRANSISTOR
● CONTINUITY TEST - Buzzer ● DIODE TEST
● 3 1/2 Digit LCD ● 10M ohm INPUT IMPEDANCE

BATTERY TEST
TRANSISTOR
DC CURRENT
10 Amp

FREQ COUNTER
up to 20MHz

TRANSISTOR CAPACITANCE
from 1pF to 20uF

AC/DC CURRENT
10 Amp

INDUCTANCE
Resolution 1uH

FREQ COUNTER
up to 20MHz

CAPACITANCE
from 1pF to 200uF

AC/DC CURRENT DUTY %
20 Amp

150 LE
Stock # 990122
\$29.95

200 LE
Stock # 990123
\$49.95

400 LE
Stock # 990124
\$79.95

Designed to meet IEC-348 & UL-1244 safety specifications

2 Year Warranty (Parts & Labor)

(800) 645-9212
(516) 756-1750
(516) 756-1763/FAX

KELVIN 100 Basic

990087
\$19.95

- AC & DC VOLTAGES
- DC CURRENT
- RESISTANCE
- CONTINUITY TEST-Buzzer
- 3 1/2 Digit LCD
- LOW BATTERY INDICATOR
- DIODE TEST ● BATTERY TEST



CAPACITANCE METER

KELVIN 250 LE

990126
\$59.95

- ACCURACY: 0.5%
- RANGES: 20mF, 2000uF, 200uF, 20uF, 2uF, 200nF, 20nF, 2000pF, 200pF
- Zero Adjust
- Safety Test Leads
- Test Socket for Plug-in Components



AUTO-RANGE METER

KELVIN 300 LE

990125
\$49.95

- ACV & DCV
- DC CURRENT
- RESISTANCE
- CONTINUITY TEST
- DIODE TEST 3 1/2 Digit LCD
- 10M ohm INPUT IMPEDANCE



INSTRUMENTS



- 20 MHz SCOPE**
Dual Trace 2 Yr Warranty-Parts & Labor
Stock No. 740085 **\$385**
- 40 MHz SCOPE** 2 Yr Warranty
Dual Trace with Delayed Sweep
Stock No. 740086 **\$655**

TEST ACCESSORIES

- SCOPE PROBES**
- 60 MHz, X1 & X10 SPECIAL
700072 **\$18.95**
- 150 MHz, X10
700073 **\$39.95**

- IC CLIPS**
SOLDER TYPE
SPRING LOADED
Stock No. COLOR COST 25+ Qty
- 990104 BLACK .65 ea. .50 ea
- 990105 RED .65 ea. .50 ea

DC TOY MOTORS

- DC Toy Motor**
Stock No. 850647
\$.80 ea
- \$.75 ea / 50+ Qty** 6V DC High Speed
- Solar Motor** Stock No. 850646
\$.60 ea 1.5V DC
- \$.55 ea / 50+ Qty**
- Solar Cells** 3/4" L x 2 9/16" W
Stock No. 260099 1000mA .45V
\$.95 ea
- \$.50 ea / 3+ Qty**


Established 1945
MIC & VISA \$20 Minimum Order
KELVIN CATALOG #3
Stock No. 650412

DIGITAL TRAINER



Laptop Digital Trainer comes with 100 page instruction manual, power supply, built-in 1 digit true hexadecimel display, two independent clocks with user adjustable freq & duty cycles, 4 data bit switches and 4 LED displays. Assembled
Stock No. 840460 **\$99.95**

BINARY QUARTZ CLOCK w/Alarm



ORIGINAL DESIGN-24 Hr. Binary Quartz Accurate Clock with 2 color LED's. Built-in Alarm and Alarm Display in binary code. **DESIGNED FOR LEARNING** about digital circuitry & binary code. Built with individual IC components. **Battery Memory Loss Prevention.** Comes with rechargeable battery, DC wall transformer and detailed instruction manual. **Advanced Level Kit**
Stock No. 840589 **\$79.95**

Electronic VOICE PAD



An electronic note pad, able to record your message & replay it later. It has a built-in photo cell & as soon as it senses your presence, it will automatically playback the message left for you. The components are PC mounted. The IC can record a message up to 20 seconds & no mechanical parts or tape - only a digital integrated circuit.
Intermediate Level Kit
Stock No. 840606 **\$49.95**

BREADBOARDS



- | Stock No. | Post | Contacts | Your cost |
|-----------|------|----------|-----------|
| 680093 | 0 | 500 | \$ 4.25 |
| 680097 | 0 | 840 | \$ 5.95 |
| 680098 | 2 | 1380 | \$11.75 |
| 680100 | 4 | 2390 | \$22.95 |

- WIRE JUMPER KIT**
Pre-cut. Pre-Stripped
- 330289 140 Piece Set **\$ 4.95**
- 330290 350 Piece Set **\$ 8.95**

COMPONENTS

WHOLESALE PRICES!

Stock No.	TYPE	(10 Pc. Min.) YOUR COST
600021	555 TIMER	\$.29 ea
600029	556 DUAL TIMER	\$.40 ea
600039	LM566 PPL FUNCTION GENERATOR	\$.60 ea
600018	741C OP-AMP INTERNALLY COMPENSATED	\$.30 ea
600026	1458 OP-AMP DUAL 741C OP-AMP	\$.35 ea
630041	2N2222	\$.20 ea
630383	PN2222	\$.08 ea
600023	7805 Voltage Reg	\$.36 ea

- SILICON CONTROLLED RECTIFIER**
(Similar to GE C106C1) 4.0 amp, 100PIV
600014 **\$.89 ea / 10+**
- THERMISTOR - 100 ohm**
110097 **\$1.35 ea** \$1.00 ea/20+
- THERMISTOR - 10K ohm**
110097 **\$1.35 ea** \$1.00 ea/20+

PROJECT PARTS

Project Speaker
2", 8 Ohm, 1 Watt
Stock No. 350009
59¢



Project BUZZER
3 - 9 Volt DC, 80 db
Stock No. 680089
\$1.59 ea

\$1.39 ea / 10+ Qty



Soldering IRON
with STAND
LONG LIFE TIP
Stock No. 990098
\$3.95 ea



LED T1 3/4

Stock No.	Color	100+ Qty	1000+ Qty
260020	RED	\$.05 ea	\$.045 ea
260027	GREEN	\$.08 ea	\$.07 ea
260026	YELLOW	\$.08 ea	\$.07 ea
260078	2 COLOR RED/GREEN	\$.32 ea	\$.29 ea

XENON STROBE TUBE
Stock No. 260050
\$3.25 ea

\$2.95 ea / 20+ Qty



TRIGGER COIL
for Xenon Strobe Tube
Stock No. 320037
\$1.25 ea

\$.89 ea / 20+ Qty



INFRARED LED
IR Pair, LED Infrared transmitter and receiver
Stock No. 260061
\$1.95 ea



NEON LAMP
NE2, 2" Lead
Stock No. 260003
\$.15 ea

\$.12 ea / 100+ Qty



PHOTO CELL
Photo Cell - 450 ohm
Stock No. 260017
\$.65 ea **\$.45 ea / 20+ Qty**

Photo Cell - 1.5K ohm
Stock No. 260018
\$.65 ea **\$.45 ea / 20+ Qty**



PUSH-BUTTON SWITCH
PUSH-ON, PUSH-OFF
Stock No. 270021
\$.55 ea

\$.49 ea / 100+ Qty



SUB-MINIATURE MOMENTARY SWITCH
Stock No. 990002
\$.35 ea

\$.28 ea / 100+ Qty



MINIATURE TOGGLE SWITCH
Stock No. 270034
\$.90 ea Type-SPST

\$.79 ea / 50+ Qty



"Not only does the Kelvin 94 boast a lot of features ... the features go the extra distance."

"If we had to run into a burning building to do some emergency trouble-shooting and could carry in only one piece of equipment, the Kelvin 94 would be it!"

Popular Electronics
Reviewed - May 1993

KELVIN 94 The Ultimate Meter

LCR Hz dBm True RMS Logic Probe
The only meter with 0.1% Accuracy on DC Voltages, built-in True RMS, Freq Counter to 20MHz Res: 10 Hz, LCR-Inductance Tester Res: 10 uH, DC/AC Voltages Res: 0.1mV, Ohm Meter Res: 0.1 ohms

TRUE RMS PLUS 12 INSTRUMENTS IN ONE - AC & DC VOLT METERS, AC & DC CURRENT, dBm, OHMMETER, DIODE TESTER, AUDIBLE CONTINUITY TEST, 20 MHz FREQ COUNTER, CAPACITANCE METER, INDUCTANCE METER, LOGIC PROBE

ENGINE ANALYZER PLUS
Model 95 #990112
\$199.95

Standard Features plus - TEMP, TACHOMETER & DWELL ANGLE TESTER, DUTY CYCLE, 10M OHM IMPEDANCE, ANALOG BAR GRAPH, K-TYPE TEMP PROBE, ALLIGATOR CLIP TEST LEADS, INDUCTIVE PICKUP CLIP, 6' TEST LEADS & DELUXE CARRYING CASE

- Standard Features - Models 94 & 95**
- DC/AC VOLT METERS ● AC/DC CURRENT
 - OHM METER ● DATA HOLD ● RELATIVE MODE
 - FREQ COUNTER to 4 MHz (Model 95)
 - AUDIBLE CONTINUITY TEST ● DIODE TEST
 - MAX/MIN AVERAGE MEMORY RECORD
 - 10A HIGH-ENERGY FUSE PROTECTION
 - AUTO SLEEP & AUTO POWER OFF

CIRCLE 249 ON FREE INFORMATION CARD

November 1993, Electronics Now



Knight Patrol® II Talking Security System


A high-end alarm at an affordable price!

- Stops burglars before they break-in by verbally warning them away.
- High quality female voice with 220 word vocabulary.
- RS-232 port connects to any IBM PC compatible for complete customizing and status (software included).
- 24 zones monitor sensors inside and outside plus an auxiliary alarm and supervised fire zone.
- Automatically switches intercom speakers to alarm.
- Two 12 Amp. relays for sirens and control functions.
- Complete alarm status from keypad, PC, or verbally.
- Speakers announce location of prowlers.
- Alert / Sleep monitoring modes.
- Alpha-numeric LCD keypad.
- Multiple user alarm codes.
- Continuous power monitoring.
- Expandable and MORE!

Paladin Electronics

19425-B Soledad Cyn. Rd.
Suite 333 RES
Canyon Country, CA 91351
(805) 251-8725

Dealer enquiries invited.



BUGGED??

EAVESDROPPING is unbelievably widespread! Electronic Devices with amazing capabilities can be monitoring your telephone and room conversations **RIGHT NOW!** Are you sure you're safe? **FREE CATALOG tells you fast!** Includes Free Bonus details on fantastic opportunities now open in Counter-Surveillance field. Exciting, immensely interesting and **EXTREMELY** profitable (up to \$250/hr) full/part-time income. Call Now! **1-800-732-5000**

SURVEILLANCE & COUNTERSURVEILLANCE Electronic Devices

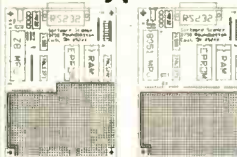
Bugging/Phone Tapping Detectors • Caller IDs
Phone Scramblers • Voice Changers • Shotgun Mics
Vehicle Tracking • Transmitters • Locksmithing • AND MORE!

NEW! 7-hour telephone recording system.
Tapes phone calls automatically. \$125.00



FOR CATALOG SEND \$5.00 TO...
P.O. Box 337, Buffalo, NY 14226 (716) 691-3476

Prototype it..... FAST!



with ProtoQuick 8051 or 28
• Complete single board computers
• Up to 32K EPROM and 64K RAM
• 12 sq. in. plated-through probe area
• RS232 C serial port w/ DB25 conn.
• On 194 pin EPROM w/ source code
• Assembled, ready to run - 5v. only
• MS-DOS cross-assembly included

ProtoQuick 28 and 8051
\$99.00 each

Run prototype applications or experimental hardware from the serial port - WITHOUT PROGRAMMING!
Software Science
2255 Rossmore Road
Science (513) 561-2050

NEW 30KHz - 2.5 MHz
\$279 EMI TOOL



Technical Tips cover radiation, current, conduction .60 dB log spectrum analyzer any scope. VISA/MC/AE Compliments 1-100 MHz 107 probe.

SMITH DESIGN
207 Prospect, N. Wales, PA 19454, Ph.: (215) 661-9107

Quality Microwave TV Antennas

WIRELESS CABLE - IFTS - MMDS - Amateur TV
Ultra High Gain 50db(+) • Tuneable 1.9 to 2.7 Ghz.
• 55-Channel Dish System \$199.95
• 36-Channel Dish System \$149.95
• 20-Channel Dish System \$124.95
• Optional Commercial Grid Antenna (not shown) Add \$50.00
• Yagi Antennas, Components, Custom Tuning Available
• Call or write (SASE) for "FREE" Catalog

PHILLIPS-TECH ELECTRONICS
P.O. Box 8533 • Scottsdale, AZ 85252
(602) 947-7700 (\$3.00 Credit all phone orders)
LIFETIME WARRANTY
MasterCard • Visa • American Express • COD's • Quantity Pricing

Cable Test Aids

Orders only 1-800-452-7090 Information (310)902-0841


Test chips for JERROLD, TOCOM, ZENITH, S.A. & more. Puts cable boxes in full service mode. Easy installation. Zenith only \$39.95. Most others under \$50ea. FAX: (310)902-0851. Quantity prices available. No Cx. sales. Not for use in cable co. owned equip. For use as a test aid only.

Picture the Seven
Dwarfs without
a forest.

Only You Can Prevent Forest Fires.



U.S. Forest Service • In cooperation with the Forest Service



THERE'S NO SUCH THING AS
A STROKE OF GOOD LUCK.

Know the warning signs. Early
detection may save your life.



American Heart
Association

© 1992, American Heart Association

ELECTRONIC SHOPPER CLASSIFIED

MISCELLANEOUS ELECTRONICS WANTED

WANTED: TRANSISTORS/diodes/IC's/capacitors/resistors/SEM's. Military-industrial types needed. Call Electronic Material Industries (818) 842-5953, fax (818) 845-3613.

TELEPHONE

CELLULAR PHONE battery pack discharger. Eliminates the "NiCd memory effect." Restores full power. \$15.95. RSF, 20806 NE 26th Pl., Redmond, WA 98053.

BUSINESS OPPORTUNITIES

EASY WORK! Excellent pay! Assemble products at home. Call toll free 1 (800) 467-5566 ext. 11068.

MAKE \$1,000.00 — Experienced hobbyist needed for prototype of bicycle computer w/100 lines code, several inputs. Send qualifications to: Computer, 1805 Amwell Rd., Somerset, NJ 08873.

INVESTOR(S) WANTED to finance development, building, and marketing of electronic privacy device. John H. Quigley, Box 402, Bally, PA 19503.

PUBLICATIONS

HEATHKIT MEMORIES come alive in 124 page book. \$9.95 postpaid. Heath Nostalgia, 4320 196th SW, Suite B-111, Lynnwood, WA 98036-6754.

IBM INTERFACING, a very practical manual of the how and why of interfacing to the IBM (or clone) computer. Complete details on board design, programming of parallel interface, timer chips, A/D, D/A, and much more! Complete, detailed examples include programmable waveform generator, precision (1Hz) audio sine generator, etc. Lots of detailed schematics and programming examples in Basic and Pascal. Price includes floppy with all software and 171 page manual. \$39.95. Send to AFS, 91 Point Judith Road, Suite 211-ES, Narragansett, RI, 02882-3445.

B.G. MICRO

P.O. Box 280298 Dallas, Texas 75228
(214) 271-5546
FAX (214) 271-2462



STEREO AUDIO AMP

This 5 watt per channel, open frame, stereo audio amp comes completely assembled and tested. It also includes a self contained plug-in power supply. Less than .1% distortion for you real "audio buffs". You supply the speakers and we will supply some of the cleanest audio you have heard. Unit includes volume, tone, and balance controls. Front panel measures 9" x 3".

A steal at ... \$12.95



74LS

LS00	.19	LS114	.25	LS243	.50
LS01	.19	LS122	.35	LS244	.55
LS02	.19	LS123	.45	LS245	.55
LS03	.19	LS124	1.35	LS251	.45
LS04	.19	LS125	.30	LS253	.40
LS05	.19	LS126	.35	LS257	.35
LS08	.19	LS132	.35	LS258	.45
LS09	.19	LS133	.35	LS259	.50
LS10	.19	LS136	.28	LS60	.40
LS11	.19	LS138	.35	LS266	.30
LS12	.20	LS139	.35	LS273	.55
LS13	.30	LS145	.50	LS279	.30
LS14	.35	LS148	.35	LS280	.70
LS15	.25	LS151	.35	LS283	.35
LS20	.19	LS153	.35	LS290	.50
LS21	.21	LS154	1.00	LS293	.50
LS22	.21	LS155	.40	LS298	.65
LS26	.19	LS156	.40	LS299	1.00
LS27	.25	LS157	.35	LS322	1.30
LS28	.20	LS158	.25	LS323	1.25
LS30	.19	LS160	.25	LS348	.75
LS32	.20	LS161	.35	LS353	.75
LS33	.25	LS162	.45	LS357	.80
LS37	.24	LS163	.36	LS363	.75
LS38	.24	LS164	.45	LS364	.75
LS42	.35	LS165	.50	LS365	.30
LS51	.20	LS166	.50	LS366	.28
LS54	.20	LS169	.70	LS367	.35
LS55	.20	LS170	.45	LS368	.30
LS73	.33	LS173	.37	LS373	.55
LS74	.25	LS174	.35	LS374	.55
LS75	.25	LS175	.35	LS375	.55
LS83	.30	LS181	1.25	LS377	.70
LS85	.40	LS191	.45	LS378	.80
LS86	.20	LS192	.50	LS390	.70
LS90	.35	LS193	.50	LS393	.60
LS92	.30	LS194	.50	LS399	.70
LS93	.25	LS195	.52	LS541	.80
LS95	.30	LS196	.40	LS640	.55
LS96	.33	LS197	.40	LS45	.75
LS107	.28	LS221	.45	LS646	.75
LS109	.20	LS240	.45	LS670	.80
LS112	.25	LS241	.50	LS688	1.30
LS113	.25	LS242	.50		

EPROM SPECIAL

We bought a large quantity of 2708s, 2716s, 2532s, 2732s, 2764s, 2718s, 27256s and 27512s from a computer manufacturer who re-designed their boards. We removed them from sockets, erased and verified them, and now we offer the savings to you. Complete satisfaction guaranteed.

Your Choice

2708	1.20	10/ 8.00
2716	1.75	10/15.00
2532	2.00	10/17.50
2732	2.00	10/17.50
2764	2.00	10/17.50
27128	2.50	10/20.00
27256	3.00	10/25.00
27512	4.75	10/40.00
1 Meg	8.50	10/77.50

SUPER BUYS

DTMF

SSI-202 Decoder	2.25
8870 Decoder	2.25
5087 Generator	2.00
5089 Generator	2.10

SPECIALS

MAX232	1.65
1488	.45
1489	.45
DB25-(Solder Cup) M/F	2/1.00
DB25-Ft. Angle PC B.D.F	.55
DB9-Ft. Angle PC B.D. M/F	.35

THREE CHIP SET

B.G. SPECIAL

156450, 1488, 1489	\$6.95
16550, 1488, 1489	\$11.45

MOTHER BOARD STADOFFS

4/1.00

UNBELIEVABLE!

68HC11A1FN w/52 pin PLCC

\$8.00

LCD'S

OPTREX 2x16 DMC 16207H 8 Bit ASCII Input Dim. 3-1/8x1-3/4x3/8 Char. Height .19"	5.99
OPTREX 2x20 DMC 20261 8 Bit ASCII Input Dim. 4-9/16x1-7/8x3/8 Char. Height .19"	7.99
OPTREX 1x16 "Backlit" DMC 16187 8 Bit ASCII Input Dim. 3-1/8x1-3/8x9/16 Char. Height .11"	9.95
OPTREX 1x20 DMC 20171H 8 Bit ASCII Input Dim. 7-3/16x1-5/16x1/2 Char. Height .42"	9.95
OPTREX 2x40 DMC 40218 8 Bit ASCII Input Dim. 7-3/16x1-5/16x13/32 Char. Height .19"	9.95

THE \$25 NETWORK

- Try The 1st Truly Low Cost LAN
- Connect 2 or 3 PCs, XTs, ATs
 - Uses serial ports and 5 wire cable
 - Runs at 115K baud
 - Runs in background, totally transparent
 - Share any device, any file, anytime
 - Needs only 14K of ram
- Skeptical? We make believers!*

LITTLE BIG LAN

- Low cost - \$75 per LAN, not per node!
- Hardware independent network Arcnet, Serial & Parallel support
Serial Speed: 6500(XT)-8500(AT) bytes per second
Parallel Speed: 8000(XT)-29000(AT) bytes per second
Arcnet Speed: 40000 plus bytes per second
- Use any PC/XT/AT/386 mix, even laptops and PS/2 Machines
Connect up to 254 computers, can mix connection methods (Serial, Parallel, Arcnet)
- DOS File and Record locking support
- Share any device, any file, any program
- Runs in the background, totally transparent
- Low memory overhead
Typically only 28K is needed, but will vary with various setups
- Works with most software, including DBASE III, Microsoft Word, Lotus 123, Windows 3, Autocad, Word Perfect, all compilers, GWBASIC, and, In fact, most anything.
- Works with DOS 2.0 to DOS 6.0 and DR-DOS (DOS 3.1 or greater is preferred)
- Open network, programmer API provided. Example for low-level link modules - you can support special hardware. Full specs provided on packet level protocols. **\$75**

Ethernet and Arcnet cards and custom cables available.

8000

8031	2.95	8251	1.10
8032 ₁₂	3.95	8253-5	1.75
8035	1.00	8254	1.80
8039	1.00	8255	1.50
8085	1.55	8255-5	1.75
8086	1.55	8257	1.50
		8259A	1.85
8088	2.20	8259C-5	2.10
8088-2	3.25	8275	10.95
8155	2.25	8279	2.25
8156	2.25	8284	1.49
8202A	8.00	8286	3.50
8212	1.25	8287	2.49
8214	2.00	8288	3.50
8216	1.25	8530	3.00
8224	1.25	8741	7.00
8228	1.75	8742	7.00
8237-5	2.80	8748	7.00
8243	1.75	8749	7.00
8250	2.95	8755	7.00
(16450)	6.50	80286-8	
(16550)	13.00	PLCC	5.50

STATIC RAM

6116-4	1.00
6264	1.40
62256 32kx8	5.00
128k x 8	15.00

DYNAMIC RAM

4164-150	.49 or 9/3.50
41256-150	1.25 or 9/9.95
41256-80	1.75
1x1-80	4.40

Sipps, Simms & Cache Available

LAN CABLE

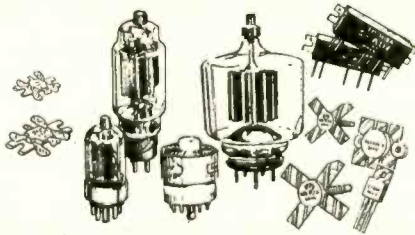
Another B.G. Micro Exclusive ... 25 feet of Ethernet RG 58A/U Coax with a BNC connector, a BNC "T", and a BNC terminator on each end.
No one can beat this price. - **\$7.95**
Additional "T" - **\$.99**



TERMS: (Unless specified elsewhere) Add \$3.25 postage, we pay balance. Orders over \$50.00 add 85¢ for insurance. No C.O.D. Texas Res. add 8.25% Tax. 90 Day Money Back Guarantee all items. All items subject to prior sale. Prices subject to change without notice. Foreign order - US funds only. We cannot ship to Mexico or Puerto Rico. Canada, add \$7.50 minimum shipping and handling. Countries other than Canada, add \$15.00 minimum shipping and handling.

**We also carry sockets, crystals, power supplies, motors, etc., etc.
Call or write for a FREE catalog.**

RF POWER TRANSISTORS - TUBES



SUBSTANTIAL SAVINGS ON RF SERVICE PARTS FOR NEW & OLDER COMMUNICATIONS EQUIPMENT

KENWOOD	UNIEN	STANDARO	COBRA
MOTOROLA	MIRAGE/KLM	GE	AZDEN
COLLINS	GALAXY	ALINCO	RCI
RF CONCEPTS	ICOM	JOHNSON	PALOMAR
YAESU	RANGER	ATLAS	TEMPO

AND SIMILAR AMATEUR, MARINE, LAND MOBILE & CB EQUIPMENT

TRANSMITTING TUBE & TRANSISTOR SPECIALS

811A	\$12.95	3CX400A7	\$329.75	MRF485	\$14.95
6146B	13.95	3CX400U7	465.00	MRF497	18.75
6JS6C	22.95	3CX800A7	319.95	MRF648	29.95
572B	49.95	3CX1500A7	479.00	2SC1946	16.50
12BY7A	11.75	3CX3000A7	739.50	2SC1969	2.65
4CX250B	89.95	4CX1000A	389.95	2SC2097	26.95
4CX250R	119.95	MRF247	26.95	2SC2166	1.75
8560AS	149.95	MRF422	37.95	2SC2290	15.95
8875	329.95	MRF429	44.95	2SC2312C	5.60
3-500Z	94.95	MRF454	14.50	2SC2509	10.85
3-500ZG	119.95	MRF455	10.95	2SC2630	24.95
3-1000Z	695.00	MRF477	11.95	2SC2879	19.95

Price & availability subject to change without notice • Quantity Pricing Available

SHIPPING METHOD & CHARGES: MINIMUM ORDER \$20.00

BEST WAY: UPS. ORDERS RECEIVED BEFORE 4 p.m. PST (7 p.m. EST) SHIPPED SAME DAY BY UPS.
Federal Express / Airborne / DHL / USPS are also available.
GROUND SERVICE: 3-7 working days (max.) depending on destination in contig. U.S. \$4.50 minimum. Add \$.50 per pound above 2 pounds.
3-DAY SELECT GROUND SERVICE: UPS ORANGE. \$5.50 minimum. Add \$.75 per pound above 2 lbs.
2-DAY AIR SERVICE: UPS BLUE. \$7.00 minimum. Add \$1.00 per pound above 2 pounds. Federal Express also available at same charge.
NEXT DAY DELIVERY: UPS RED. \$15.50 minimum. Ask for shipping charges above 1 lb. Saturday delivery available for additional \$10.00

CANADA: \$5.50 minimum shipping/handling charge up to 1 lb. for postal. UPS available, call for charges.

PAYMENT METHOD:
PREPAID with check or money order.
VISA/MASTERCARD accepted.
C.O.D.: Add \$4.50 UPS charge. Cash, Cashiers Check, Money Order, or Pre-approved Company Check only. No C.O.D. to Alaska/Hawaii/Puerto Rico/Canada.
FOREIGN: Bank check drawn on U.S. Bank, or VISA / M.C.
WIRE TRANSFER: Contact us for account information.
OPEN ACCOUNT: Net 30 to firms whose credit has been pre-approved.
CALIFORNIA: Residents add appropriate sales tax.
FOREIGN: Insurance/Registration is often available. Advise if desired. **SMALL PACKET:** Ideal Air shipment for small orders of parts. \$10.00 up to 8 oz.; 4 lb. max. 8"x8"x8" box. AIR PARCEL POST is available on larger items.

WE STOCK A FULL LINE OF RECEIVING & TRANSMITTING TUBES, TRANSISTORS, RF POWER MODULES, CAPACITORS, SOCKETS, RELAYS, ETC. ALSO BOOKS ON THE DESIGN, MODIFICATION AND SERVICING OF POPULAR TRANSMITTERS, TRANSCEIVERS, AND LINEARS. WRITE FOR FREE CATALOG OR CALL OUR CUSTOMER SERVICE LINE AT (619) 744-0750.

Monday - Friday 7:00 a.m. - 5 p.m. PST / 10:00 a.m. - 8 p.m. EST
• EXPORT • O.E.M. • SERVICE • R&D • AMATEUR • MARINE

ORDERS ONLY **1-800-RF-PARTS** NO TECHNICAL
1-800-737-2787

MAIN ORDER LINE **619-744-0700** INFO./TECHNICAL

FAX **619-744-1943** FAX



RF PARTS
435 SOUTH PACIFIC ST.
SAN MARCOS, CA 92069

CIRCLE 268 ON FREE INFORMATION CARD

NEW LITERATURE

continued from page A62

parts include VCR modulators, pinch rollers, opto-sensing devices, idler wheels/assemblies and tires, springs, E-clip and washer kits, individual belts and belt kits, and VHS and Beta replacement heads. Also featured are service aids, including VCR tools, VCR and audio test cassettes, alignment jigs, lubricants, and cleaning materials. Additions to the line include a compression spring kit, a felt washer kit, head pullers for VHS-C and 8mm camcorders as well as for standard VHS units, a retaining ring puller, and a spring hook. The mechanical parts replacement line has also been expanded. The catalog contains product descriptions, pictorial selector guides, specifications, cross-reference sections, and related replacement information.

1992-93 ELECTRONIC EQUIPMENT, TOOLS & SUPPLIES CATALOG. Print Products International, Inc., 8931 Brookville Road, Silver Spring, MD 20910; Phone: 800-638-2020; Fax: 800-545-0058; free.

If your eyes are bigger than your wallet when it comes to electronic test equipment and tools, this catalog of discounted merchandise from several well-respected manufacturers can help bridge the gap. Its 68 pages include video test gear from B + K, Compuvideo, Hitachi, Kenwood, and Leader; computer equipment, software testers, EEPROM programmers and testers, and logic testers from A.R.I., C.S.T., Beckman Industrial, Dysan, B + K, Logical Devices, Triplite, Proto




CIRCLE 39 ON FREE INFORMATION CARD

PC, and Landmark; multi-meters, frequency counters, oscilloscopes, spectrum analyzers, and function generators from Avcom, Vector, Simpson, Leader, Kenwood, Fluke, C.G. Soar, Beckman, Hameg, B + K, and others. Each item is represented by a photograph, a description of the device and its applications, and price.

Self-Locking Tabs Data Sheet. Aavid Engineering, Inc., One Kool Path, P.O. Box 400, Laconia, NH 03247-0400; Phone: 603-528-2400; Fax: 603-528-1478; free.

This data sheet provides application and specification data for Aavid's Shur-Lock self-locking tabs, designed to secure any heat sink to a printed-circuit board. The solderable tabs snap easily into any 0.093-inch diameter hole, lock



CIRCLE 38 ON FREE INFORMATION CARD

with an audible snap, and will not fall out, even if the board is turned upside down. The data sheet features photographs, ordering information, and general information about each available style.

Panasonic® Converters

\$69 EA.

- WIRELESS REMOTE
- PARENTAL LOCKOUT
- 550 MHZ / 99 CHANNELS
- SLEEP TIMER
- 5 YEAR WARANTEE

WITH PURCHASE OF ADD-ON DESCRAMBLERS



PIONEER

Replacement

New!
\$99⁹⁹

OUR FACTORY FRESH DIGITAL ADD-ON USES A GAL 6001 CHIP TO ENSURE TOTAL COMPATIBILITY AND A STABLE PICTURE ON ALL PIONEER SYSTEMS.

JERROLD

Replacement

New!
\$74⁹⁹

ALL DIGITAL PREMIUM DESCRAMBLER WITH GAL 6001 CHIP FOR PERFECT PERFORMANCE, NO FLASHING, NO JITTERS. WORKS ON ANY IMPULSE OR STARCOM TRI-MODE SYSTEM.

SCIENTIFIC ATLANTA

Replacement

New!
\$74⁹⁹

FACTORY FRESH, ALL DIGITAL WITH GAL 6001 FOR A SHARP, CRYSTAL CLEAR PICTURE GOOD FOR ALL SA-DF SYSTEMS.

Also SA-3, SA-3B \$44⁹⁹


Also FTB.....\$44⁹⁹ MINI TVT \$49⁹⁹
TVT-3G...\$49⁹⁹ SB-3\$34⁹⁹



Test Kits

WITH INSTRUCTIONS

STARCOM 6 \$25⁹⁹
STARCOM 7 \$25⁹⁹
ZENITH \$16⁹⁹



8580 w/7 BUTTONS \$39⁹⁹
8580 w/6 BUTTONS..... \$24⁹⁹
TOCOM 5507 \$24⁹⁹

Original Factory Equipment

IN FULL TEST MODE WITH REMOTES



ZENITH ST 1600 \$199⁹⁹
JERROLD COMBO \$89⁹⁹
SA COMBO \$139⁹⁹

NOTICE: We have Complete Confidence in our products, and we back it up with a 30 DAY MONEY BACK GUARANTEE! No Restocking Fees, No Hassle!

Your Satisfaction is Guaranteed!

All Prices are for 5 or more pieces, call for sample prices or larger quantities.

*Highlander
Cable Co.*

6325-9 Falls of the Neuse Road Raleigh, NC 27615

800-338-0400

CIRCLE 291 ON FREE INFORMATION CARD



LOW WAREHOUSE PRICES!

1MB SIMM 80ns \$47
4MB SIMM 80ns \$159

TYPE	PKG.	100ns	80ns	60ns
256K x 4	DIP	\$4.95	\$5.25	\$5.35
1M x 1	DIP	\$4.59	\$4.89	\$4.76
256K x 9	SIMM	\$8.99	\$10.99	\$12.99
		80ns	70ns	60ns
1M x 9 3 chip	SIMM	\$47.00	\$48.00	\$49.00
1M x 9 9 chip	SIMM	\$48.50	\$49.00	\$49.99
4M x 9 9 chip	SIMM	\$159.00	\$169.00	\$179.00
1M x 36 72 pin	SIMM		\$169.00	

MATH CO-PROCESSORS/CPU's

80387-SX	16-25	INTEL	\$74.95
80387-DX	16-33	INTEL	\$79.95
835X87	16-25	CYRIX	\$56.47
83DX87	16-33	CYRIX	\$63.52
83D87-40		CYRIX	\$73.00
ODP486-DX2	66MHZ	INTEL	\$562.00
ODP486-DX2	50MHZ	INTEL	\$444.00

CACHE MEMORY ALSO IN STOCK!

408-559-0603

FAX 408-559-0301

2059 Camden Ave., #330 San Jose, CA 95124

All merchandise 100% guaranteed. We accept VISA, MC, Discover and company PO's with prior approval. Price, delivery and manufacturer subject to change. Minimum order \$100. Returns require RMA; non-defective returns subject to a 15% restocking fee.

Earn \$1000

A Week While You Learn High Paying VCR Repair.

Earn While You Learn... Secrets Revealed...



Train at Home

If you are able to work with small hand tools and possess average mechanical ability, you could earn top dollar part time or full

time. Our learn by doing method teaches you how to work on VCR's without boring unnecessary electronic basics.

For Free Information Package Send Coupon to:

Foley-Belsaw Institute, 6301 Equitable Road, Kansas City, MO 64120

Check One Box Only

Check VCR or another High Paying Career Field

VCR Repair, Dept. 62092

Computer Repair, Dept. 64016

Advance VCR Repair, Dept. 65011

Camcorder Repair, Dept. 66014

Fax Repair, Dept. 67014

Printer Repair, Dept. 68014

Digital Electronics, Dept. 69014

Since 1926

Name _____

Address _____

City _____

State _____ Zip _____

ELECTRONIC SHOPPER CLASSIFIED

MISCELLANEOUS

ELECTRONICS FOR SALE

DESCRAMBLING SECRETS REVEALED. FREE 24 hour hotline reveals secret satellite and cable descrambling information. (718) 390-7130.

DESCRAMBLERS FOR cable and satellite. Kits and assembled units. All types. Guaranteed. From \$19.95. Free catalog. (212) 330-8035.

DESCRAMBLING SECRETS REVEALED. FREE 24 hour hotline reveals secret satellite and cable descrambling information. (718) 390-7130.

DESCRAMBLERS FOR cable and satellite. Kits and assembled units. All types. Guaranteed. From \$19.95. Free catalog. (212) 330-8035.

HAM GEAR FOR SALE

STATE OF THE ART hard to find radio communications related integrated circuits. Automatic audio volume controllers. See Feb. 1993 issue of "Electronics Now." Free catalog. C & S Electronics, PO Box 2142, Norwalk, CT 06852-2142. Phone/Fax (203) 866-3208.

PLANS-KITS-SCHEMATICS

ALL-IN-ONE CATALOG. AM/FM/HAM/SPY, transmitters/amplifiers, voice disguisers, descramblers, audio/TV/science projects. Start your own licensed/unlicensed radio station, books/plans/kits for import and export. 60 mouth-watering pages for \$1.00. PAN-COM INTERNATIONAL, PO Box 130-F11, Paradise, CA 95967.

BUILD YOUR own neighborhood FM stereo or television station. Send SASE for complete catalog. Sunset Electronics, 16776 Bernardo Center Drive, Suite 110B, San Diego, CA 92128.

FM STEREO TRANSMITTER kit broadcasts any audio signal to FM stereo radios throughout your home. Uses unique BA1404 IC. Complete kit: PC board/components — \$24.00. Visa/MC. TENDRONIX, 3605 Broken Arrow, Coeur d'Alene, ID 83814. (208) 664-2312.

ETCH PCB's yourself, new technique, no chemicals, easy, cheap, full instructions, sharefare, \$1.00, SASE, Nicknap Prods., Suite 297, CN 1907, Wall, NJ 07719.

NEW NAMEPLATE KIT! Everything you'll need including easy to follow instructions to make your own nameplates. No mess, just one easy to use developing solution. The new Self-Adhesive Nameplate kit NP-610 from Kepro Circuit Systems, Inc. Kit includes: (5) 6" X 10" sheets of nameplate material: (1) red polyester, (1) blue polyester, (1) each of black, red and blue aluminum, developing solution, and sponge. Only \$38.85 plus \$12.50 shipping and handling. MC, Visa, Amer. EX accepted. Call 1 (800) 325-3878 or (314) 343-1630 in St. Louis, MO.

PAL NTSC transcoder — now you can convert VCRs, color TV for record and play foregoing videos. Kits, schematics. Free brochure (305) 373-7020.

SAVE 50% or more. How to upgrade, assemble an IBM compatible system. Power-house 486 book, \$12.95. Build a clone book (all but 486) \$9.95. free catalog. Digatek, Suite 10K, 2723 West Butler Drive, Phoenix, AZ 85051.

VIDEO GAME cartridge design plans. SASE to: Andrew S. Pakerski, Box 86, Thorndale, PA 19372.

8085 MICROPROCESSOR SYSTEMS. Plans \$5.00, kits \$119.95, PWR supply kit \$24.95. Send check to Microtech, 1660 Suffolk Dr., Clearwater, FL 34616.

COMPUTER HARDWARE

486 CHIPCOOLER for only \$25.00. WDS, 115 Saint Stephens Street, Suite 2, Boston, MA 02115.

CONTROL RELAYS motors, steppers, robotics from any PC, kit \$35.00, assembled \$60.00. CILIASTRON, Box 541294, GrandP, TX 75054-1294.

MAGAZINE SUPPORTING Z80, CP/M, S100, Kaypro, 8031, 6809 and more. The Computer Journal. 10th year of classic computer projects. Hardware, software, forth, assembler. Micro-C Kaypro disks and schematics. 6 issues, \$24.00, free sample. 1 (800) 424-8825. TCJ, PO Box 535, Lincoln, CA 95648.

COMPUTER SOFTWARE

PC BOARD and schematic design software for the IBM PC/compatible. Create professional PCB layouts (with autorouting — requires EGA) and electronics schematics (CGA) with these inexpensive shareware programs. Both for \$7.00. SUNCOAST TECHNOLOGIES, PO Box 5835RE, Spring Hill, FL 34606.

PROGRAM THE 8051 microcontroller in Basic with this PC/compatible shareware collection. Disk contains Editor, Basic Compiler, Assembler, Disassembler, Procomm plus 3 surprise programs. Only \$7.00 from SUNCOAST TECHNOLOGIES, PO Box 5835RE, Spring Hill, FL 34606.

NEVER BEFORE! 20,000 shareware programs on three CD-ROM discs. \$69.00 plus \$5.00 shipping. Astounding value! Dealers wanted! Crosley, Box 276H, Alburg, VT 05440. (514) 739-9328.

ELECTRONICS SOFTWARE. IBM. Large selection. Free catalog. Generic Software, PO Box 502, Dayton, OH 45401-0502.

COMPONENTS

ELECTRONIC PARTS specializing in small quantity orders. No minimum order requirements. Flat shipping fee of \$1.00 per order (US only). All parts are prime new parts. Send for price list. JTS, PO Box 401, Charles City, IA 50616-0401.

ELECTRONIC FASTENERS. Stainless steel screws. Kits available. Free catalog. "RUSTY BOLT," Box 708S, North Attleboro, MA 02761.

AUDIO-VIDEO-LASERS

POWER AMPLIFIERS with power meters. Pioneer spec-2, spec-4. 724-16 Woodside Lane East, Sacramento, CA 95825. (916) 920-8339.

CABLE TV

TRI-BI PROBLEMS? TVT problems? Flashing? Intermittent scrambling? Black lines? Don't buy the same model with a new chip! Upgrade the TVT you already own with a new PLD chip from VIDEOTRON for only \$29.95. Test chips for Tocom 5503/7 VIP, Starcom 6 & 7 also \$29.95 each. Scientific Atlanta 8580-338's \$229.00 each. Upgrades for all Starbase and Tri-Bi models \$25.00 each. VIDEOTRON, (219) 989-9789.

CBT DOCTOR Stop the Bullet and ID signal in cable lines. Send \$17.50 and \$2.50 S&H to R.R. Enterprise, PO Box 3532, Easton, PA 18043.

RAW TOCOM 5503A, 10 @ \$55.00. JSX DIC, 10 — \$8.50. PZ1-4100 SCR II remotes, 20 — \$6.00. Apex (414) 554-8618. Sat. 9 am — 1.

AMAZING ELECTRONIC PRODUCTS and KITS

NEW CONCEPT! Mystery Levitating Device



Remember War of the Worlds? Objects float in air and move to the touch. Defies gravity, amazing gift, conversation piece, magic trick or great science project.
ANT1K Easy to Assemble Kit / Plans \$19.50

Combination Solid State Tesla Coil & Variable 100,000VDC Generator



Operates 12-19 VDC for Field Use or 115 VAC For Laboratory Use

Experiments Using Tesla Coil:
 • Plasma in a Jar/Tornado, Furnace
 • Kirlian Photography
 • Wireless Energy Transmission
 • Induction Fields • Pyrotechnic Effects
 • Corona and Brush Discharge
 • Energizer for Neon Plasma Tubes



Experiments Using HI Volts DC:
 • Plasma Blaster Driller/Cutter
 • Anti-Gravity/Force Fields
 • Ion Reaction Motors
 • Lightning Generation
 • High Ion Source
 • Ozone For Air Purification
 • Electrification of People & Objects
 • Particle Accelerators/Atom Smashing
 • High Energy Capacity Charging

HVM7 Plans Complete System \$15.00
HVM7K Complete System Kit/Plans \$174.50
TCL4K Tesla Coil Only Kit/Plans \$99.50
115/19AC Wall Adapter for 115AC \$15.50

Table Top Tesla Coil

Spectacular - A Real Attention Getter!
 • 250,000 Volts! • 7-10' Sparks!
 Energy even passes through windows. Great for science projects, displays, advertising.

Highly spectacular devices produces visible, audible bolts of lightning appearing to flash in the air. Causes certain materials to burn from within and glow, lights bulbs without wires, produces induction fields, St Elmo's fire corona. Clearly demonstrates high frequency high voltages yet terminal may be touched by user during operation with a metal object. 115VAC operation only.
BTC3 Plans . . \$15.00 BTC3K Kit/Plans \$299.50
BTC30 Assembled and Tested \$399.50



Shocker Force Field / Vehicle

Electrifier - Neat little device allows you to make hand and shock balls, shock wands and electrify objects, charge capacitors. Great pay back for those wise guys who have wronged you!
SHK1KM Easy To Assemble Electronic Kit . \$24.50

High Voltage for the Hobbyist!



Experiment with the forces used in hover boards, lasers, night vision, mini Tesla coils, plasma globes, magic shows, shock/stun devices, ion ray guns, anti-gravity, pyrotechnics, hypnosis, telekinetics and hundreds more. Operates from batteries, 9-14 VDC, or 115VAC using adapter.
MINIMAX 4 4,000 Volts, 5ma, 4.5x1.5x1" . . . \$19.50
MINIMAX 2 2,000 Volts, 5ma, 3.5x7/8" dia . . \$14.50



Ultrasonic Blaster
 Laboratory source of acoustical shock waves. Blow holes in metal, produce "cold" steam, atomize liquids. Many cleaning uses for PC boards, jewelry, coins, small parts, etc.
ULB1 Plans \$10.00 ULB1K Kit/Plans \$69.50

100,000V Intimidator / Shock Wand Module


Build an electrical device that is affective up to 20 feet. May be enclosed for handheld, portable field or laboratory applications.
ITM2KM Easy to Assemble Electronic Kit . . . \$49.50
ITM2 Plans Only; Credit-able to Kit \$10.00

Ion Ray Gun - Projects charged ions that induce shocks in people & objects without any connection!

Great science project as well as a high tech party prank!
IOG3 Plans \$10.00 IOG3K Kit/Plans \$69.50

Invisible Pain Field Generator

Shirt pocket size electronic device produces time variant complex shock waves of intense directional acoustic energy capable of warding off aggressive animals, etc.
IPG7 Plans \$8.00 IPG7K Kit / Plans \$49.50
IPG70 Assembled \$74.50



Homing / Tracking Transmitter

Beeper device, 3 mile range.
HOD1 Plans . . . \$10.00 HOD1K Kit/Plans \$49.50

Listen Thru Walls, Floors

Highly sensitive stethoscope mike.
STETH1 Plans . . . \$8.00 STETH1K Kit/Plans \$44.50

3 Mile FM Wireless Mike - Subminiature!


Crystal clear, ultra-sensitive pickup transmits voices and sounds to FM radio. Excellent security system, warns of intrusion. Become your neighborhood disk jockey! Monitor children and invalids.
FMV1 Plans \$7.00 FMV1K Kit/Plans . \$39.50



Telephone Transmitter - 3 Miles!

Automatically transmits both sides of a telephone conversation to an FM radio. • Tunable Frequency
 • Undetectable on Phone • Easy to Build & Use
 • Up to 3 Mile Range • Only transmits during phone use
VWPM7 Plans \$7.00 VWPM7K Kit/Plans \$39.50

Plasma Fire Saber




Produces the spectacular effect that captured the fantasy of millions of movie fans. Visible plasma field is controlled by grip pressure and adjusts saber length. Active energy field produces weird & bizarre effects. Excellent for special effects. Specify photon blue, neon red, phasor green, or starfire purple.
PFS2 Plans . . . \$8.00 PFS2K Kit/Plans \$49.50
Special Offer PFS20 Assembled reg \$89.50, \$59.50



TV & FM Joker / Jammer - Shirt pocket device allows you to totally control and remotely disrupt TV or radio reception. Great gag to play on family or friends. Discretion required.
EJK1KM Easy to Assemble Electronic Kit . \$19.50

Visible Beam Laser

High brightness red HeNe laser visible for miles. **Produce your own light show!** Projects a beam or red lite clearly visible in most circumstances. Can be used to intimidate by projection of a red dot on target subject. Also may be used to "listen in" using our laser window bounce method #LLIS1 below. **Easy to Build Modules Makes A Working Visible Laser: LAS1KM Kit w/1mw Laser Tube, Class II \$69.50 LAS3KM Kit w/2.5mw Laser Tube, Class IIIA \$99.50**



"Laser Bounce" Listener System

allows you to hear sounds from an area via a lite beam reflected from a window or other similar object. System uses our ready-to-use LATR1 Laser Terminator gun site as the transmitter. The receiver section is supplied as an easy-to-build kit, including our cushioned HS10 headsets. **Order # LLIST20 System, includes our LATR1 Ready-to-Use Laser Gun Site, LLR1K Special Receiver Kit, and HS10 Headset, all for only \$299.50**

5mw Visible Red Pocket Laser

Utilizes our touch power control!
VRL3KMX Kit / Plans \$119.50

See In The Dark Viewing

Device uses invisible infrared illumination for seeing in total darkness. Excellent for low cost night vision, along with observing lasers and other IR sources. Functional unit, many useful applications.
SD5 Plans \$10.00
SD5K Kit / Tube / Plans \$299.50
GPV10 Ready to Use Viewer \$499.50
6032A Tube / Plans to build your own . . . \$99.50



INFORMATION UNLIMITED

Dept RES13, Box 716, Amherst, NH 03031
 Phone: 603-673-4730 FAX 603-672-5406
 MC, VISA, COD, Checks Accepted. Please Add \$5.00 Shipping & Handling

Catalog
 with many more items
FREE with Order,
 Or Send \$1 P&H



Order by Mail,
 or by 24 Hour
Orders-Only Phone:
800-221-1705

DESOLDERING in the FUTURE TODAY

ESD Safe
Truly Portable
Variable Temperature Control
Quick Replacement Filter
High Vacuum Efficiency
SMD Removal Capability
Ergonomic Design
Meets MIL-Specs

**The DEN-ON SC-7000 Compact
Desoldering Tool**
with built in Diaphragm Pump



Regular price \$525.00

Our Price

\$395.00

Credit cards accepted:
VISA—MasterCharge, American
Express—Discover & C.O.D.
Company Checks

Call Toll Free

1-800-394-1984

Fax 1-316-744-1994

**Howard Electronic
Instruments, Inc.**

6222 N. Oliver
Wichita, Kansas 67220

"CATALOG KNOCKS SOCKS OFF"

For our free Catalog, just send your name and address to:

Consumer Information Center
Department KO
Pueblo, Colorado 81009

Surface Mount Chip Component Prototyping Kits—



CC-1 Capacitor Kit contains 365 pieces, 5 ea. of every 10% value from 1pf to .33 μ f. CR-1 Resistor Kit contains 1540 pieces; 10 ea. of every 5% value from 10 Ω to 10 meg Ω . Sizes are 0805 and 1206. Each kit is ONLY \$49.95 and available for Immediate One Day Delivery!

Order by toll-free phone, FAX, or mail. We accept VISA, MC, COD, or Pre-paid orders. Company PO's accepted with approved credit. Call for free detailed brochure.

COMMUNICATIONS SPECIALISTS, INC.
426 West Taft Ave. • Orange, CA 92665-4296
Local (714) 998-3021 • FAX (714) 974-3420

Entire USA 1-800-854-0547

SHOPPER

VIDEO SYNC GENERATOR



Restores Horizontal
and Vertical
Sync Lines from Distorted
Analogue Video Formats

For Free Information Package on Completed Units and Pricing

• Call 219-236-5776 •

R.C. Distributing • PO Box 552 • South Bend, IN 46624

I.C. PIN-OUT LABELS

Engineers, Technicians, Hobbyists

Never count pins on large devices again
Save TIME and MONEY
Reduce circuit debugging time
Windowed: lets you see device's number



★ NEW

"Just peel off and stick on"

PSOM


163 Jeanne D'arc St
Hull, Quebec
Canada J8Y 2J1

Available in:
24, 28, 40, 48 pins
Died in the package
AND MORE
\$10.00 per 100

Don't let circuit design puzzle you!

CircuitMaker™

Schematic layout and digital simulation
at its best!



30 DAY
MONEY BACK
GUARANTEE

"CircuitMaker is much easier to use than pricier products...it really shines in the simulation phase"



"Macworld, August 1993, page 164"

Available for Windows and Macintosh - Only \$199

Call Today (801)226-4470

MicroCode Engineering
1943 N. 205 W. Orem, UT 84057
Fax orders to (801)226-6532



One tree can make
3,000,000 matches.



One match can burn
3,000,000 trees.



A Public Service of This Magazine
& The Advertising Council

Take
Stock
in America **U.S. SAVINGS
U.S. BONDS**

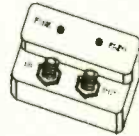


A public service of this magazine

Tunable Notch Filters and Telephone Recording Equipment

Eliminates...

- Beeping and Buzzing
- Severe Interference



Assembled and Tested Filters

as low as \$16 each
in quantities of 10 or more

Kit Filters
as low as \$8 each
in quantities of 21 or more

Micro Thinc.
P.O. Box 63-6025
Margate, Fl 33063

Brochure \$1 (305)-752-9202

**CABLE TV
DESCRAMBLERS
NOBODY
BEATS OUR
PRICE!
SAVE MONEY-
DON'T RENT**

OAK SCIENTIFIC HAMLIN
ATLANTA

QUANTITY DISCOUNTS!
24 HOUR SHIPPING
CALL VIDEO CONNECTIONS, INC.

JERROLD 1-800 PIONEER
677-0321

Anyone implying theft of service
will be denied assistance.
NO FLORIDA SALES



FINALLY!

UP TO 115 KBAUD SERIAL
INTERFACE TO CONTROL
YOUR PROJECT FROM AN
RS-232 COMPUTER PORT



- Uses ASCII mnemonics from user's program or Procomm, MAC240, etc
- Bin, Hex or Dec formats
- 24 bit programmable I/O lines
- 10 X 8 bits Analog/Digital channels
- 10-10,000 Hz Pulse Width Modulation
- High & Low interrupts
- 3 EASY to use logic interfaces for stepper motors
- Measures relative resistance/capacitance and much, much more!

- I/O 232 KIT*: ONLY \$65
 - ASSEMBLED*: ONLY \$75
- Some connectors not incl
- ASSEMBLED* (all conn. incl.): ONLY \$87
 - Manuals(ref): ONLY \$10

ITC MICROCOMPONENTS INC.

Tel. 1 (403) 486 2377.
USA: 4009 Carmel Brooks
Way, San Diego 92130 CA.
Canada & Overseas:
18440-57 Ave Edmonton,
Alberta T6M 1Y2.

Tax not incl. All prices
in US\$. *Add \$5 for S&H.

Is your Cable Company Alienating You?



Say **NO** to unearthly
rental fees!

Owning your cable
equipment saves you
the high cost of
monthly equipment
rental charges, and
gives you control of
your TV.

We have the *Best* in

CONVERTERS and DESCRAMBLERS!

Everquest • Panasonic • Jerrold • Zenith • Pioneer
Scientific Atlanta • Oak • Eagle • Hamlin • Tocom

1 800 624-1150



**FREE
Catalog!**

MP Electronics

**CALL
TODAY!**

P.O. Box 241296 • Omaha, NE 68124-5296

USE ELECTRONIC SHOPPER CLASSIFIEDS READ BY MORE THAN 100,000 ELECTRONICS BUYERS AND SELLERS AND TRADERS

INSTRUCTION FOR PLACING YOUR AD!

HOW TO WRITE YOUR AD

TYPE or PRINT your classified ad copy CLEARLY (not in all capitals) using the form below. If you wish to place more than one ad, use a separate sheet for the additional ads (a photocopy of this form works well). Choose a category from the list below and write that category number into the space at the top of the order form. If you do not specify a category, we will place your ad under Miscellaneous or whatever section we deem most appropriate.

We cannot bill for classified ads. Payment in full must accompany your order. We do permit repeat ad or multiple ads in the same issue, but in all cases, full payment must accompany your order.

WHAT WE DO

The first two words of each ad are set in bold caps at no extra charge. No special positioning, centering, dots, extra space, etc. can be accommodated.

RATES

Our classified ad rate is \$1.25 per word. Minimum charge is

\$18.75 per ad per insertion (15 words). Any words that you want set in bold or caps are 20¢ each extra. Bold caps are 40¢ each extra. Indicate bold words by underlining. Words normally written in all caps and accepted abbreviations are not charged as all-caps words. State abbreviations must be Post Office 2-letter abbreviations. A phone number is one word.

CONTENT

All classified advertising in the **Electronic Shopper** is limited to electronics items only. All ads are subject to the publisher's approval. We reserve the right to reject or edit all ads.

DEADLINES

Ads received by our closing date will run in the next issue. For example, ads received by April 1 will appear in the July, 1993 issue that is on sale in June 3. Shopper ads will appear Jan., Mar., May etc. No cancellations permitted after the closing date. No copy changes can be made after we have typeset your ad. **NO REFUNDS**, advertising credit only. No phone orders.

AD RATES: \$1.25 per word, Minimum \$18.75.

Send your ads with payment to:

Electronic SHOPPER, 500-B BI-County Blvd. Farmingdale, NY 11735

CATEGORIES

- | | | | |
|------------------------------|---------------------------------|--|---------------------------|
| 100 — Antique Electronics | 270 — Computer Equipment Wanted | 450 — Ham Gear Wanted | 630 — Repairs-Services |
| 130 — Audio-Video-Lasers | 300 — Computer Hardware | 480 — Miscellaneous Electronics For Sale | 660 — Satellite Equipment |
| 160 — Business Opportunities | 330 — Computer Software | 510 — Miscellaneous Electronics Wanted | 690 — Security |
| 190 — Cable TV | 360 — Education | 540 — Music & Accessories | 710 — Telephone |
| 210 — CB-Scanners | 390 — FAX | 570 — Plans-Kits-Schematics | 720 — Test Equipment |
| 240 — Components | 420 — Ham Gear For Sale | 600 — Publications | |

CLASSIFIED AD COPY ORDER FORM

Ad No. 1—Place this ad in Category # _____

1 - \$18.75	2 - \$18.75	3 - \$18.75	4 - \$18.75
5 - \$18.75	6 - \$18.75	7 - \$18.75	8 - \$18.75
9 - \$18.75	10 - \$18.75	11 - \$18.75	12 - \$18.75
13 - \$18.75	14 - \$18.75	15 - \$18.75	16 - \$20.00
17 - \$21.25	18 - \$22.50	19 - \$23.75	20 - \$25.00
21 - \$26.25	22 - \$27.50	23 - \$28.75	24 - \$30.00
25 - \$31.25	26 - \$32.50	27 - \$33.75	28 - \$35.00

29 - \$36.25	30 - \$37.50	31 - \$38.75	32 - \$40.00
33 - \$41.25	34 - \$42.50	35 - \$43.75	36 - \$45.00
37 - \$46.25	38 - \$47.50	39 - \$48.75	40 - \$50.00

Ad No 1—Total words _____ × \$1.25 per word = \$ _____
 All Caps words _____ × .20 per word = \$ _____
 Bold words _____ × .20 per word = \$ _____
 Bold Cap words _____ × .40 per word = \$ _____
TOTAL COST OF AD No. 1 \$ _____

Card # _____
 Expiration Date ____ / ____
 Signature _____

Total classified ad Payment \$ _____ enclosed.
 Check MasterCard Visa (\$18.75 minimum credit card order)

Name _____ Phone _____
 Address _____ City State Zip _____

The Television Gray Market

by Henry Eisenon

Scanners Secret Frequencies

The truth about cable theft!
TV's hidden underground... chips and test devices, bootleg converter boxes, the law, industry countermeasures. Actually identifies hundreds of dealers in products, services, and information. This book is a MUST! ALA's Booklist calls it "Controversial, but of high interest." *You bet it is!*

\$23.75

Whether you're an expert or beginner, prefer police calls or listening to private conversations, this new 320-page book will help you a lot! Discusses the law, the FCC, aviation, cellular, baby monitors, law enforcement, much more! Here's what the experts say...

"...broad in scope and authoritative..." Bob Grove, Publisher, *Monitoring Times*

"...must reading..." Brian Fenton, *Electronics Now*

"...indispensable tool..." Steve Crum, President, Ace Communications

"...comprehensive, no nonsense..." Bill Cheek, *World Scanner Report*

"Absolutely the best..." Norm Schrein, "Mr. Scanner" \$19.95



Underground Database

\$23.75

This large-format book lists hundreds of underground sources for services and products that are legal to make, advertise, sell, buy, and even own, but if you actually use them... look out!

"Fascinating,"
American Survival Guide

Add \$3 U.S., \$4 Canada,
\$8 elsewhere per book for shipping.
CA residents add sales tax. U.S. funds only.

Money order or check:

INDEX Publishing Group
3368 Governor Dr, #273F
San Diego, CA 92122

Credit card orders only:
1-800-546-6707



CIRCLE 292 ON FREE INFORMATION CARD

The Real Logic Analyzer

New Version 2.0

Our popular Logic Analyzer Software has been improved. Join the hundreds of satisfied customers who have turned their IBM AT or compatible computer into a fully functional digital Logic Analyzer. Stop the guess work when troubleshooting your next project and see the full picture! Just connect the optional test cable (or make your own) to the existing printer port of your computer and you are ready to go.

Requires 286, or higher with EGA or VGA display.

Software only: \$79.95 us
Optional test cable: \$17.95 US +\$5us SH
Call/Fax/Send for FREE info.

Tel: (613)599-7088
Fax: (613)599-7089

LOGIXELL ELECTRONICS
61 Piper Cr.
Kanata, Ont.
K2K 2S9 Canada
VISA / MC

- 5 Input Capture channels via printer port
- High Speed 64K input capture buffer
- Captures up to 6.5 sec. of real time data
- Glitch capture and display
- Full triggering on any input pattern
- Pre and post trigger viewing adjustable
- Automatic time base calibration
- 4 Cursors measure time and frequency
- Save, print or export waveforms (PCX)

The Pocket Programmer

The portable Eprom programmer that uses the printer port of your PC instead of an internal card. The software has 24 easy to use functions and programs 27/25/28/68764 & Cmos from 16K (2K x 8)—2M (256K x 8) Eproms (32 pin socket, UpGradeable to 8Meg). Adapters available for MCU's, 40-Pin Eproms, 5-Gang and Eprom Emulator to 32K x 8.

\$129.95

Add \$3.00 for shipping.
Add \$3.75 for COD.
Visa/Master Charge

INTRONICS, INC.
Box 13723
Edwardsville, KS 66113
(913) 422-2094

MARYMAC®

The New Realistic® PRO-43 Scanner

Radio Shack®

PHONES

Our 17th year of DISCOUNTS
Toll Free 800-231-3680
PRO-43 List \$349.95
Our Delivered Price \$290.00
We discount everything in the RS catalog

22511 Katy Fwy.
Katy (Houston), TX 77450
1-713-392-0747 FAX 713-574-4567

Summer LASERS Specials

Complete Helium Neon Laser

SPECIFICATIONS:
Input Voltage: 10-14 VDC
Power Consumption: 7 watts
Duty Cycle: Continuous
Dimensions: 6.3 x 2.2 x 1.4 inches
Wavelength: 633 nm
Mode: TEM₀₀
Polarization: Random

These self contained Modules house a He Ne Tube and high voltage power supply. Complies with C.D.R.H. regulations. Comes with a one year warranty. 1 mW typical output

SUMMER SPECIAL!
BFD-1 \$3900
110 VAC to 12 VDC @ 800 mA Adaptor for above He Ne Laser.
APT-12 \$10.00

Miniature Laser Module

Dimensions:
.720" long
.375" dia.

NOW \$99
~~\$75.00~~ # VDM-2

This miniature Module contains a Laser Diode, Drive Circuit, and Collimating Optics, enclosed in a rugged, anodized aluminum housing. Operates on 3 to 6 VDC. Output 2.5 mW @ 670nm. Specification Sheet included. Complies with C.D.R.H. regulations. Comes with a one year Factory Warranty.

He Ne Laser Tube

Tested 1 mW typical output used tubes. Operates on 1300 VDC @ 4.5 mA.
Dimensions: 5.8" x 1.0" diameter.
Specification Sheet included. # BT-12

\$1000

Laser Diode & Heat Sink

New Mitsubishi, 3 mW 780 nm Laser Diodes mounted in a heat sink. Specification Sheet included. # LD-42

\$500

MEREDITH INSTRUMENTS

For Fast Service: Call to ship C.O.D. Add \$10 for S & H. AZ residents add 6.5% tax.
Call or write for a **FREE CATALOG** on Lasers & Optics.
5035 N. 55th AVE., #5 / P.O. BOX 1724 / GLENDALE, AZ 85301
Phone: **602-934-9387** Fax: **602-934-9482**



CIRCLE 252 ON FREE INFORMATION CARD

50A75

November 1993, Electronics Now



ACE
COMMUNICATIONS
ACE Communications 800-445-7717
6975 Hillsdale Court, Indianapolis, IN 46250

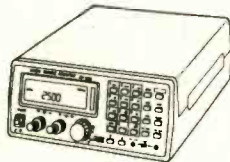
Total Coverage Radios

AOR AR1000XLT
\$399.00
AM Broadcast to Microwave
1000 Channels



500KHz to 1300MHz coverage in a programmable hand held. Ten scan banks, ten search banks. Lockout on search and scan. AM plus narrow and broadcast FM. Priority, hold, delay and selectable search increment of 5 to 995 KHz. Permanent memory. 4 AA ni-cads and wall plus cig charger included along with belt clip, case, ant. & earphone. Size: 6 7/8 x 1 3/4 x 2 1/2. Wt 12 oz. Fax fact document # 205

AR 2500
\$449.00
2016 Channels
1 to 1300MHz
Computer Control



62 Scan Banks, 16 Search Banks, 35 Channels per second. Patented Computer control for logging and spectrum display. AM, NFM, WFM, & BFO for CW/SSB. Priority bank, delay/hold and selectable search increments. Permanent memory. DC or AC with adaptors. Mtng Brkt & Antenna included. Size: 2 1/4H x 5 5/8W x 6 1/2D. Wt. 11lb. Fax fact #305

MVT7100
\$599.00
1000 Channel
100KHz to 1650MHz



Top rated receiver in its class, offers AM, NFM Wide FM, LSB, USB, CW modes. 50Hz increments. Delay & hold & Search. NiCads, chgr & whip ant. Size: 6 3/8H x 1 7/8W x 2 1/3D. Wt 14oz. Fax #277

NEW AOR AR1500
\$449.00.
Full Coverage with SSB.
and 1000 Channels.



500KHz to 1300MHz. Ten scan banks, ten search banks. Search lock and store. BFO. 2 Antennas. AM/NFM/WFM. Selectable increments. Tons of features, small size: 5 7/8 x 1 1/2 x 2. Wt 14 oz. Fax fact document # 250



Get instant tech information FREE from your Fax or Computer!

You can obtain specs, freq. info, software and more from our automated services. For fax facts, call from your stand alone fax machine and follow the voice prompts. Use the BBS from your modem or fax/modem equipped computer. Dial 317-849-8683 for fax back service, or dial 317-579-2045 for our computer bulletin board service adfaafs

Scanner with Shortwave

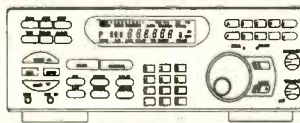


Yupiter
8-1300MHz
\$399.00



Top rated receivers from Japan now available in the USA. Tune down to 100KHz. Sensitivity guaranteed from 8MHz up. 200 scan channels. AM/NFM/WFM. Great intermod reject. Mobile is super slim line. AC/DC. Order MVT8000, includes antenna, mbl mnt. Order MVT7000 for the hand held. Complete with Ni-Cads, Charger, antenna & earphone. Fax fact document #275

Continuous Coverage



Bearcat 2500XLTA hand held.....\$349.95
Bearcat 8500XLTC mobile.....\$389.95
Bearcat 890XLTB mobile.....\$259.95
25-1300MHz. 500 ch. in 8500, 400 in 2500. 890 has 200 ch & 29-956MHz. All cell locked. Features include turbo scan, VFO, search and store, Priority, LCD display, and more. Fax Facts#474,475,476

Mobile Scanners

Bearcat
760XLTM
\$219.95
100 Channel
800 MHz




Five banks of 20 channels each. Covers 29-54, 118-174, 406-512 and 806-954MHz (with cell lock). Size: 4 3/8 x 6 15/16 x 1 5/8. Weight: 4.5lbs. Fax fact document #550

Bearcat
560XLTZ
\$99.95
16 Channel
10 Band



Compact, digital programmable unit covers 29-54, 136-174, and 406-512MHz. Size: 7 3/8 x 2 1/2 x 15/8. Wt: 2.5lbs. Fax fact #560

Trident
TR-33WL
\$399.00



Scan/CB. X,K,Ka,Wide & Laser
Scans police pre-programmed by state channel plus full radar and laser alerts in one small unit. Weather, CB receive & mobile relay. Size: 5 5/8 x 4 7/8 x 1 3/4. Wt: 1.5lbs. Fax fact #580

Shortwave Radios

Sangean ATS-818CS..... \$219.95
Sangean ATS-818..... \$184.95
Sangean ATS-803A..... \$169.95
Sangean ATS-808..... \$179.95
Sangean ATS-606..... \$149.95
Sangean ATS-606P..... \$169.95
Sangean ATS-800..... \$89.95

Hand Held Scanners

Bearcat 200XLTN

\$209.95 200 Channels 800 MHz
Ten scan banks plus search. Covers 29-54, 118-174, 406-512 and 806 956MHz (with cell lock). Features scan, search, delay, 10 priorities, mem backup, lockout, WX search, keylock. Includes NiCad & Chgr. Size: 1 3/8 x 2 11/16 x 7 1/2. Wt. 32 oz. Fax Facts # 450



Bearcat 100XLTN 100Ch H/L/U..... \$159.95
Bearcat 70XLTP 20Ch H/L/U..... \$139.95
Bearcat 55XLTR 10 Ch H/L/U..... \$ 99.95

Coverage of above hand helds is: 29-54, 136-174, 406-512 except 100 which also adds 118-136 Air Band. Fax facts #475

Table Top Scanners

Bearcat 855XLTE 50Ch w/800..... \$159.95
Bearcat 142XLM 10Ch H/L/U..... \$ 84.95
Bearcat 147XLJ 16 Ch H/L/U..... \$ 89.95
Bearcat 172XM 20Ch H/L/U/Air..... \$124.95
Bearcat 210 16Ch H/L/U/Air..... \$129.95

Coverage of above units is: 29-54, 136-174, 406-512, plus Air in 172 and 210 and air plus 800MHz in the 855. Fax facts #675

Bearcat
800XLX
\$209.95



12 bands and 40 channels with 800MHz and nothing cut out. AC or DC. Fax facts #690

Accessories & Etc.

Mag Mount Mobile Ant MA100..... \$ 19.95
Base Ant. 25-1000MHz AS300..... \$ 59.95
Pre-Amp .1-1500MHz GW2..... \$ 89.00
Downconverter 800 to 400 DC89..... \$ 89.00
Base Discone Ant DA300..... \$ 89.00
External Speaker MS190/opt. amp... \$ 19.95
Old Scanner Repair, all brands..... \$ CALL
Extended Warranties..... \$ CALL
Frequency Info FaxFact/Modem..... \$ FREE
Frequency Books..... \$ CALL

2 Way Radios

VHF hi band programmable mobiles as low as \$299.95. Call for quotes or Fax Fact #775



Toll Free, 24 Hours! 800-445-7717 Fax Orders 800-448-1084 Fax Facts 317-849-8683

Computer BBS Modem & Fax/Modem, 317-579-2045. Toll Free Tech Support, Dial 800-874-3468


International Fax: en Espanol, en Francais, und auf Deutsch, or just fax in plain English to: 317-849-8794



ACE Communications 6975 Hillsdale Court, Indianapolis, IN 46250

Service & Support hours: Mon-Fri. 9AM to 6PM, Sat. 10-4 EST. Mastercard, Visa, Checks, Approved P.O.'s & COD (add \$5.50) & AMEX, Discover. Prices, specifications and availability subject to change. Flat rate ground shipping and handling charge only \$5.95 per unit. Express Air only \$8.95, for most units, to most locations. One week trial, no returns accepted two weeks after original receipt without substantial restocking charge. All units carry full factory warranty. Indiana residents add 5 per cent sales tax.

DTMF DECODER



Scanner users: here's an inexpensive way to decode DTMF tones that you hear.

FRANK HAMPSHIRE

HAVE YOU EVER BEEN CURIOUS about the dual-tone multifrequency (DTMF) tones heard on your scanner or amateur-band receiver? The circuit discussed here will decode DTMF tones and display them on a liquid crystal display, so that you can get a better understanding of the action on the radio bands.

The unit has a memory capacity of 64 digits, yet the cost of building this project is one-third to one-half of comparable commercially available instruments.

Hardware

The circuit consists of three major components: a micro-

controller, a DTMF decoder IC, and an LCD display module. The microcontroller, a Motorola 68705P3, is packaged in a 28-pin DIP, and contains 1804 bytes of EPROM, 112 bytes of RAM, 2 bi-directional 8-bit ports, and a bi-directional 4-bit port. Software for the microcontroller will be posted on the *Electronics Now* BBS. The 68705 microcontroller was discussed in the September and October 1989 issues of **Radio-Electronics**.

The DTMF receiver/decoder, a Silicon Systems 75T-202, requires a 5-volt power supply and a 3.579545-MHz colorburst crystal. It will decode all 16

Touch-Tone frequency pairs. The display, an Optrex DMC16101A sixteen-by-one LCD module, was covered in the June and July 1990 issues of **Radio-Electronics**. The module makes it very easy to display alphanumeric characters because it has a built-in controller that handles all conversion details.

How it works

The schematic for the DTMF decoder is shown in Fig. 1. Software configures all 8 bits of Port A (pins 20-27) of the microcontroller as outputs, which drive D0-D7 of the LCD module. Port B of the microcontroller

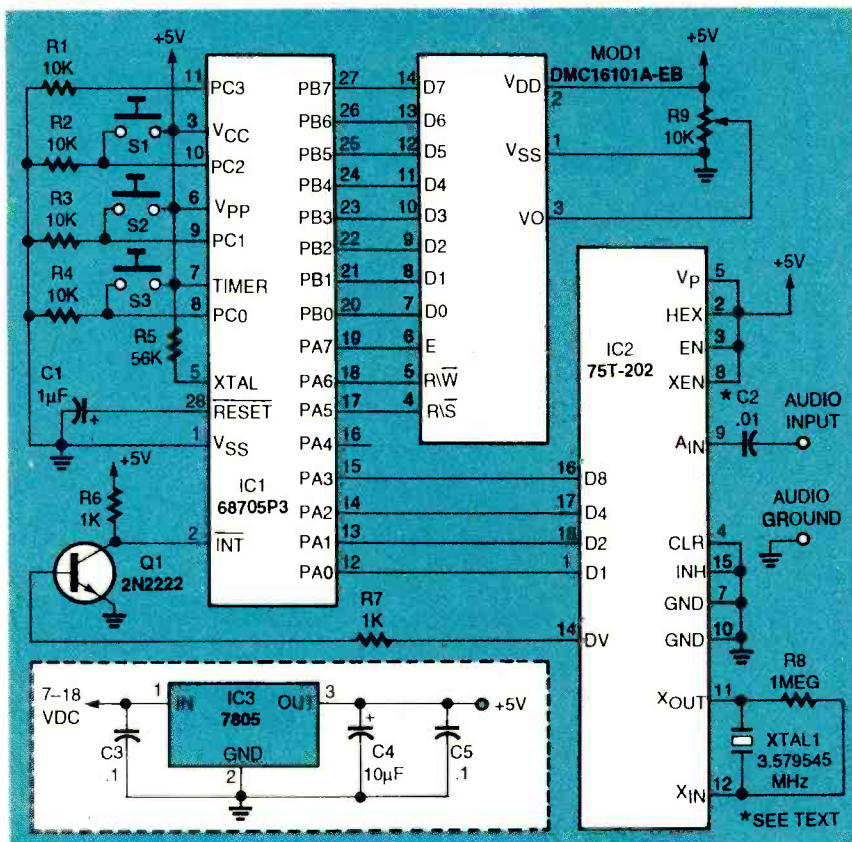


FIG. 1—DTMF DECODER SCHEMATIC. Port A of the microcontroller sends data to the LCD module. Bits 5–7 of Port B are the control signals for the LCD module. Bits 0–3 of Port B accept data from the DTMF decoder, and bit 4 is unused. Bits 0–2 of Port C are inputs that read the switches (S1–S3), and bit 3 is unused.

Within 40 milliseconds after receiving a valid tone pair, the decoded data (in 4-bit format) is latched onto the DTMF receiver/decoder's output lines and a DATA VALID (DV) signal is generated by the receiver at pin 14 to signal that data is ready to be picked up. Because the microcontroller's INTERRUPT input (INT) is active-low, the DV output from IC2 is inverted by Q1 for proper operation.

Upon receiving the INT signal, the microcontroller suspends other operations and jumps to a routine that deals with the interrupt. This routine accepts data from the receiver, looks up the corresponding character, and outputs it to the display, along with display-control codes. Approximately five seconds after the last valid tone is received, a blank space is sent to the display for aesthetic purposes. After 16 characters have been sent to the display, the microcontroller forces the display to scroll from right to left.

The microcontroller contains a 64-character memory, which can be displayed as four screens of 16 characters. Pressing S1 scrolls the pages. If more than 64 characters have been received, the characters are shifted out of memory.

Two other switch functions

has bits 5–7 configured as outputs that are the control signals for the LCD module. Bits 0–3 of Port B are inputs that accept data from the DTMF receiver/de-

coder IC, and bit 4 is unused in this project. Bits 0–2 of Port C are inputs that read the switches (S1–S3), and bit 3 of Port C is unused.

PARTS LIST

All resistors are ¼-watt, 10%

R1–R4—10,000 ohms

R5—56,000 ohms

R6, R7—1000 ohms

R8—1 megohm

R9—10,000 ohms, PC-mount potentiometer

Capacitors

C1—1 µF, 35 volts, electrolytic

C2—0.01 µF, Mylar (see text)

Semiconductors

IC1—Motorola 68705P3 microcontroller (preprogrammed)

IC2—Silicon Systems 75T-202 DTMF receiver

Q1—2N2222 NPN transistor

Other components

MOD1—Optrex DMC16101A-EB 16×1 LCD module (available from Novus, 919-460-7771)

XTAL1—3.579545-MHz colorburst crystal

S1–S3—SPST pushbutton switch

Miscellaneous: PC board, suitable case, screws, spacers, wire, header pins

Power supply parts

IC3—7805 5-volt regulator

C3—0.1 µF disk or Mylar capacitor

C4—10 µF, 16 volts, tantalum capacitor

C5—0.1 µF, disk or polyester capacitor

9-volt DC transformer

TO-220 heatsink for the 7805 regulator

Telephone interface parts

T1—600-ohm:600-ohm hybrid transformer

MOV1—Metal-oxide varistor

C6—0.1 µF, 200 volts, metal-film capacitor

Note: The following items are available from ElectroMagix, 511 Battleground Road, Chesnee, SC 29323 (803) 461-4664:

- A kit of parts including a PC board, display module, and commented source code on disk (does not include case, switches, phone interface, or power supply)—\$95.00 + \$2.50 S&H. SC residents please add appropriate sales tax.

- The author also has a commercial version of this instrument that includes RS-232C, a printer port, and real-time clock for automated logging, complete with case and power supply. If you are interested, contact the author at the address or phone number listed. If you leave a message, the author will return your call, collect. He can also be reached via WI8H @ K14FL.SC.

are included: S2 clears the display and S3 clears the memory. Resistors R1 through R4 are pull-down resistors for the switches. When any switch functions are used, the microcontroller disables the interrupt and refuses to accept any data from the 75T-202. The circuit must then be returned to a "ready" condition for further use.

The circuit requires a 5-volt DC power supply at approximately 125 milliamperes to operate. If you can't get the regulated 5 volts from some other circuit, such as your scanner, or don't want to open it up, the power supply shown in the dashed lines in Fig. 1 can be used.

The DTMF receiver/decoder chip (IC2) is sensitive to DC-biased signals, and if your audio source has a DC bias approaching 5 volts, capacitor C2 must be used to isolate the decoder. If your equipment has no DC bias on its audio output, C2 should be replaced with a jumper wire. The omission of C2 will noticeably increase the decoder's sensitivity. The 75T-202 has an input impedance of 100 kilohms, so loading of the audio line is negligible.

Note that the circuit is sensitive to over-voltage conditions, so a properly regulated supply is important. The author found a regulated 5-volt source inside his scanner, so he added a jack to the scanner that would supply 5 volts and audio to the DTMF decoder. If you can't or don't want to tap power from your scanner, build the power supply shown in Fig. 1 mentioned earlier. One advantage of using a separate power supply is that it allows the decoder to

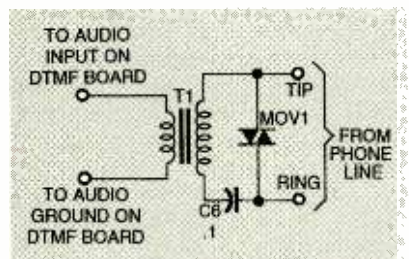


FIG. 2—THIS ISOLATION transformer is necessary to connect the DTMF decoder to a phone line.

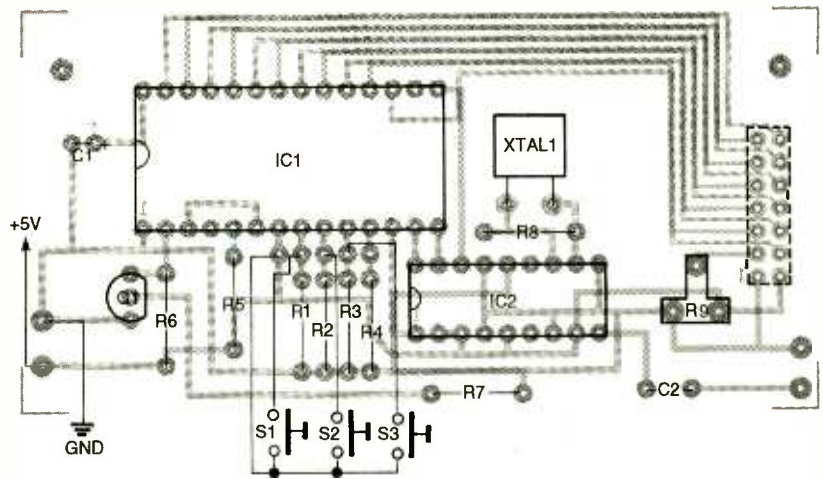
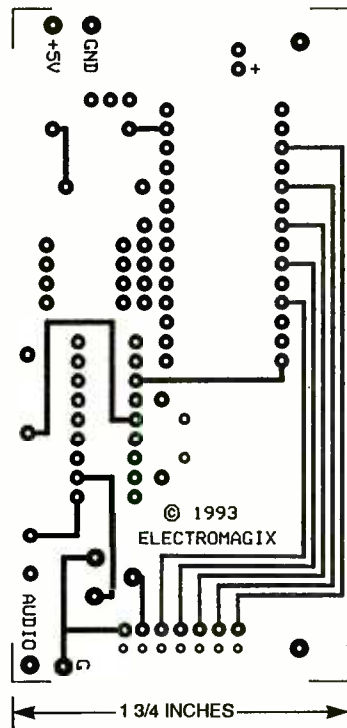
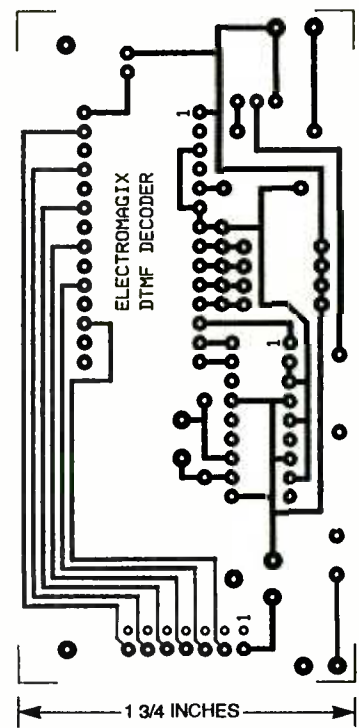


FIG. 3—PARTS-PLACEMENT DIAGRAM. Sockets for IC1 and IC2 are recommended.



DTMF BOARD component side.



DTMF BOARD solder side.

be transferred between scanners more easily.

As shown in Fig. 1, the DTMF decoder can accept an audio input—with or without a DC bias—directly from a pair of speaker terminals, such as those of a scanner. To input audio from a telephone line, the isolation transformer circuit shown in Fig. 2 will be necessary to match signal levels properly. If the circuit is constructed as shown, there won't be enough DC load on the phone line to cause an off-hook condition, yet you will be able to continuously monitor Touch-

Tone calls made on your telephone line.

Software

The operating software is an assembly-language program contained in the microcontroller's EPROM. Although the software listing is too long to print here, the commented source code is available on the *Electronics Now BBS* (516-293-2283, 1200/2400, 8N1) as filename DTMF.TXT. The file must be assembled and programmed into the microcontroller's EPROM; if you do not have the facilities for assem-

bling the code and programming the EPROM, a pre-programmed EPROM is available from the source mentioned in the Parts List. A disk containing the commented source code is included with the kit available from that same source.

Construction

The DTMF decoder can be built on a piece of perforated circuit board using point-to-point wiring, or on a PC board. Foil patterns are provided here if you'd like to make your own board, or you can purchase one from the source given in the Parts List. A parts-placement diagram is shown in Fig. 3.

Sockets are recommended for IC1 and IC2. Those ICs, and the LCD module, are ESD-sensitive devices, so handling precautions must be taken. The crystal holder should be mounted on its side and secured to the board with double-sided tape to provide mechanical stability and prevent the crystal from shorting any traces on the PC board (see Fig. 4).

The display module, which comes preassembled on its own




FIG. 4—NEARLY COMPLETE BOARD. Notice how the crystal holder is bent on its side and secured to the board with double-sided tape.




FIG. 5—AFTER MOUNTING the display module to the DTMF board with screws and spacers, electrical connections between the two boards are made with header pins or bits of wire.

board, is mounted to the DTMF board, back-to-back, with ¼-inch spacers and screws. The electrical connections between the two boards can be made with header pins soldered between the two boards at the mating pads (see Fig. 5). Alternately, you can mount the two boards separately and run flexible hookup wire between them. Before mounting the display, check the DTMF board carefully for any soldering errors.

Checkout and operation

Potentiometer R9 adjusts the display's contrast. After applying power, advance R9 until the blocks comprising the display are visible, and then reduce R9 for the desired contrast. Remove power for several seconds and then reapply power. The display should show "*ELECTROMAGIX*" for several seconds and then clear, displaying just a cursor.

Attach a wire from the high side of your scanner's speaker to the audio input on the DTMF board, and one from the ground side of the speaker to audio ground on the DTMF board. Tune to a frequency with DTMF traffic, and you should see the digits displayed as you hear them. A Touch-Tone pad on a 2-meter band transmitter would be invaluable for checkout.

Note that performance decreases rapidly as the signal-to-noise ratio decreases. For monitoring weak signals, an outboard passband filter is needed. Many inexpensive scanners have such poor audio quality that they won't pass Touch-Tone pairs without distortion, and the distorted tones can't be decoded. Cordless telephones are difficult to decode unless they emit a strong signal. For a successful decode, a tone pair must be present for 40 milliseconds with a 40-millisecond pause between digits.

Pressing switch S2 clears the display, and S3 clears the memory and displays "MEM CLEARED!" Switch S1 will re-display the memory as four screens—one screen for each button press—of 16 characters; pressing S1 a fifth time displays "*READY*" and returns the display to normal operation.

Troubleshooting

If the power-up message does not appear, make sure R9 is adjusted properly. If the display is not functioning, the most likely cause is a wiring error. Check the board for solder bridges between the pins and traces. Pin 5 of IC1 should show a 1-megahertz sawtooth waveform that verifies the operation of the microcontroller.

BRIAN MCKEAN.

DURACELL INC. REVOLUTIONIZED the marketing of consumer electronics batteries with its *Copper Top Tester*, a disposable instrument for measuring power cell charge that is built into the blister packages for its products. The tester consists of a thin-film resistor combined with a liquid-crystal bargraph display. This article shows how the tester can be recycled to make low-cost ammeters, watt-meters or transition temperature sensors.

The tester provides a reliable indication of the charge on a power cell or battery in seconds. All you do is position positive and negative terminals of the cell to match the corresponding contact pads of the tester, insert the cell between the contact pads, and squeeze the pads with thumb and forefinger down on the cell terminals.

After a few seconds you'll see a colored band gradually rise on the face of the tester. When it stops rising, observe the height of the column: If the colored band does not rise above the red "replace" zone, (or is only slightly above it), dispose of the cell. However, if the stripe stops near the top of the column, you can be assured that you have a fresh, reliable cell.

The tester is an attractive feature on the product package, especially for those people who buy lots of disposable cells and do not own a separate battery tester—which means most of the population. Before discussing the practical instruments that you can make from a recycled *Copper Top Tester*, let's find out how it works.

How it works

The tester is an assembly on a thin plastic substrate of a tapered thin-film resistor back-to-back with a colored stripe coated with a photochromic liquid-crystal emulsion. Both sides of the tester are shown in Fig. 1.

The apparent rising color band or column is really the result of a progressive state change of the heat-sensitive liq-



Make useful and inexpensive ammeters, power meters, or temperature indicators from Duracell's Copper Top Testers

uid-crystal film. The optical density of the liquid-crystal film changes at a transition temperature of 43°C (109.4°F). The liquid crystal is opaque below this threshold and transparent above it. As the heat migrates across the plastic substrate, a gradual transition from opaque to transparent occurs, slowly revealing the underlying colored stripe.

When a cell is clamped between the tester's conductive pads, current flows in the tapered thin-film resistor, raising its temperature in accordance with the power law.

Different versions

The patented tester (Duracell Inc. No. 4723656) is produced in different versions to test most standard alkaline cel-

ls-AA, C, and D, for example. The deposition of resistive film is approximately 0.001-inch thick. As shown in Fig. 1, it is about 1-1/16-inch long, tapered from 3/16-inch at one end to 1/16-inch at the other end.

The resistance values of the element are about 6 ohms for the AA and C cell tester and 4 ohms for D cells. The resistive wedge is terminated at both ends by conductive-film pads that act as terminals. Although more conductive than the resistive elements, the pads add nearly 1 ohm to the value of the resistive element if the measurement is made from the extreme ends of the pads.

For example, the resistance of a D-cell tester element taken across both ends is about 3.7 ohms. But if the measurement

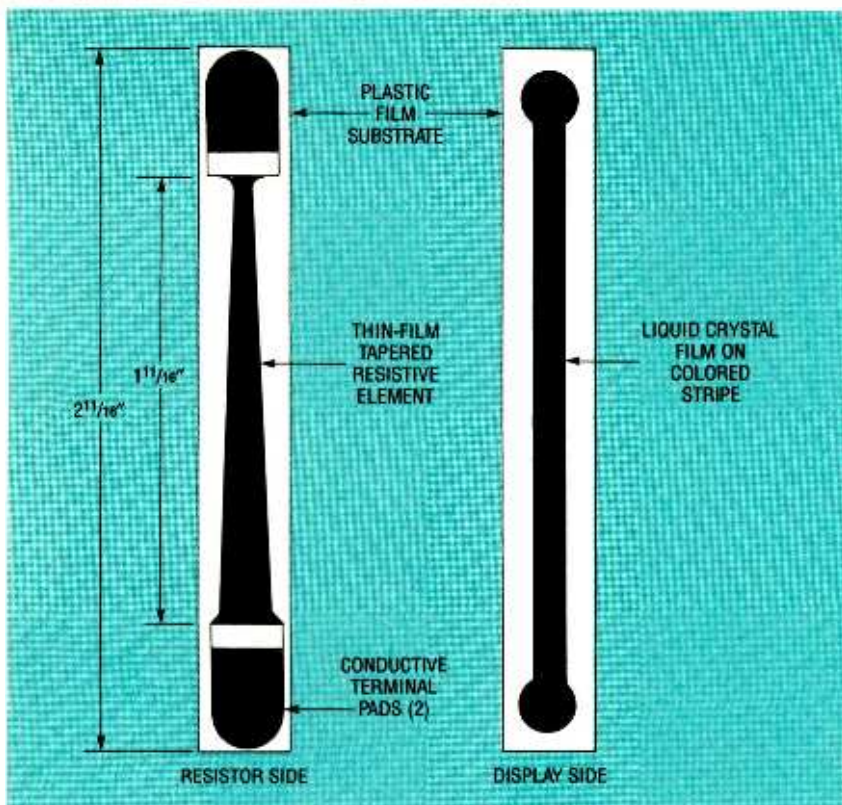


FIG. 1—DURACELL'S COPPER TOP TESTER: Resistive element side (left) and liquid-crystal thermochromic display side (right).

is taken from the ends of the pads, the overall resistance is about 4.6 ohms.

The heating produced by the element is proportional to its resistance and the square of the applied voltage. The tapered element linearizes the liquid-crystal display. As in any thin-film resistor, the resistance at the wide part of the taper is less than it is in the narrow part. As a result, the narrow region dissipates more power than the wide region. This means that a weak cell, which delivers less current, can't heat up the wide region enough for the liquid-crystal film to reach its transition temperature.

The display element is a coating of thermochromic liquid-crystal emulsion 0.001-inch thick by $\frac{3}{32}$ -inch wide.

The tester is bonded to the inside of the clear plastic blister package with a welt over the liquid crystal bargraph to protect it during manufacture and use. This cover reduces the sensitivity of the element to environmental temperature changes and prevents it from contacting hot objects directly.

Recycling the tester

The tester can be removed from the bubble pack by carefully peeling it off. Removal will probably damage the printed legends on the package, but they are not important in the recycled applications. You will want to calibrate any devices you make from the testers and then mark the display face of the tester with graduations that are appropriate for its application. You might also want to add appropriate numbers to match those graduations.

To obtain the most accuracy from any instruments you make from these testers, the instrument should be calibrated only after the tester is installed in its final package so that it will be stabilized in its normal thermal environment.

A suggested method for re-mounting the tester on a rigid substrate for experiments or making instruments is shown in Fig. 2. The conductive contact pads on each tester are coated plastic, so they cannot be soldered. However, adequate electrical contact can be made with brass or bronze leaf or coil

springs. Copper or brass screws, washers and nuts can also be used to make satisfactory electrical connections.

Figure 2 shows how small coil springs can be used as contacts. Pierce the centers of the pads with a pin and twist the springs into the holes. The springs act as connectors for the tester, and permit it to be mounted to a rigid substrate. The free ends of the spring can be straightened to form leads which can be soldered to a suitable rigid conductor, such as blank circuit-board material.

If you use this method, straighten the spring ends to shapes that permit them to be soldered to a conductive surface before twisting the springs into the tester's terminal pads. When soldering the ends of the spring to the conductive surface, hold them with metal tweezers or a folded copper strip to conduct away heat that would flow up the spring and melt the plastic pads.

In this mounting method, the copper cladding was removed from the region on the strip between the two terminals to provide electrical isolation. A thin strip of foamed plastic about $\frac{1}{16}$ -inch thick provides suitable thermal insulation.

Alternatively, you could use small copper or brass screws and nuts with a stack of small brass washers under the terminals at each end to provide the necessary $\frac{1}{16}$ -inch tester stand-off distance.

Building an ammeter

The tester can be recycled as the sensor and display for a compact AC or DC ammeter with a useful operating range of 100 to 400 milliamperes. One possible configuration is that shown in Fig. 2.

Figures 3 and 4 are normalized voltage vs. current curves obtained from salvaged testers. They will permit you to calibrate any ammeters you build. Figure 3 was plotted from 5-ohm resistive elements taken from AA and C cell testers, and Fig. 4 was plotted from 6.7-ohm elements taken from D-cell testers. These graphs also correlate

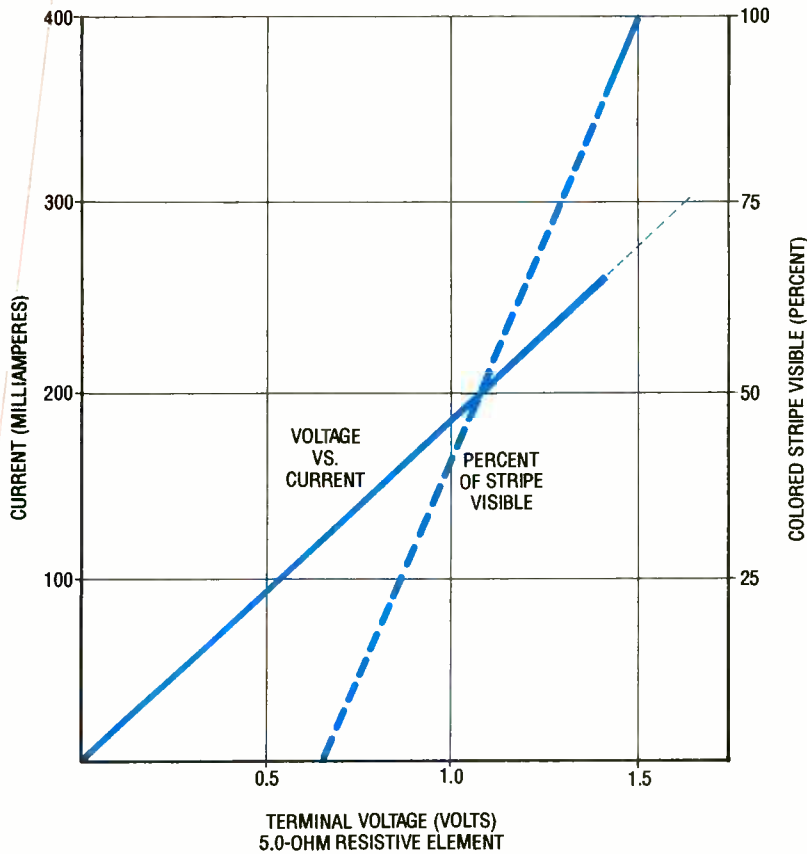


FIG. 2—CURRENT VS. VOLTAGE and voltage vs. visible stripe graph for an AA cell tester (5-ohm resistive element).

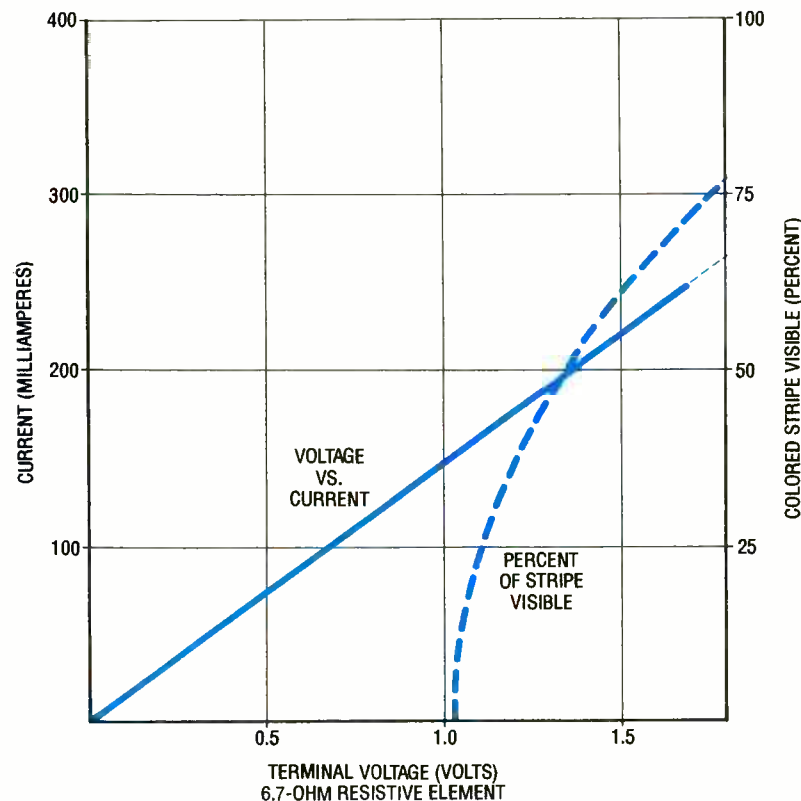


FIG. 3—CURRENT VS. VOLTAGE and voltage vs. visible stripe graph for a D cell tester (6.7-ohm resistive element).

the apparent height of the color bar with applied voltage.

An unmodified tester will not respond to current less than 100 milliamperes. However, the upper range of the ammeter can be extended by connecting a suitable shunt resistor across the tester.

An ammeter made from a tester will not be a precision instrument, but with careful calibration, a reading resolution of +25% full scale can be obtained. Calibration points can be made with pen and ink and clear numbers can be transferred with decals or with artist's transfer sheets.

Flexible insulated leads terminated with miniature leads alligator clips can be soldered or clipped to the conducting pads on the tester substrate. Small plastic boxes with hinged covers can become cases for the miniature ammeters.

RF dummy load

The tester-substrate assembly shown in Fig. 2 can be adapted to form an indicating radio-frequency dummy load as shown in Fig. 5. The tester actually measures the power dissipated by a resistive element, so it can measure root mean square (rms) alternating current power as well as direct current power. Because the resistive element is a film, it has low equivalent inductance and capacitance; this characteristic makes it acceptable for measuring radio frequencies.

Figure 5 shows a concept for building a low-power (less than 8-watt) 50-ohm load. The circuit can be calibrated with either a DC or low-frequency AC source. The connector installed should match the socket on the intended radio-frequency source or sources.

The resistive load is placed in series with the tester's resistive element so that their sum equals approximately 50 ohms. A practical approach is to parallel ten standard 1-watt, 470-ohm, carbon composition resistors. They are capable of withstanding up to 8 watts of input power, and they provide an approximate resistance of 47

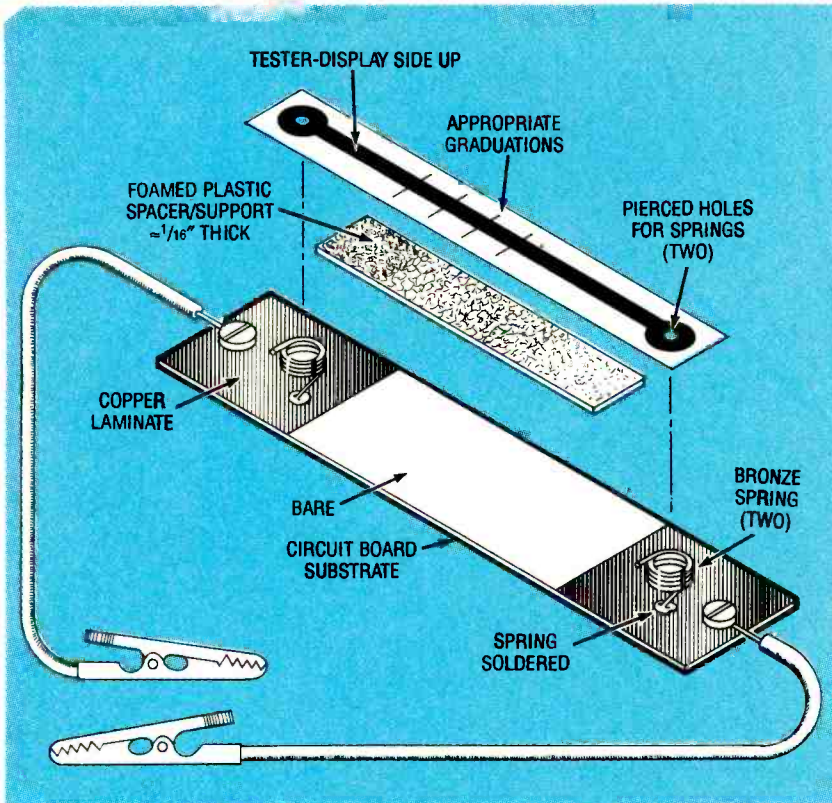


FIG. 4—ONE WAY TO MOUNT THE TESTER for practical applications such making an ammeter (shown) or as the indicating element in an RF dummy load.

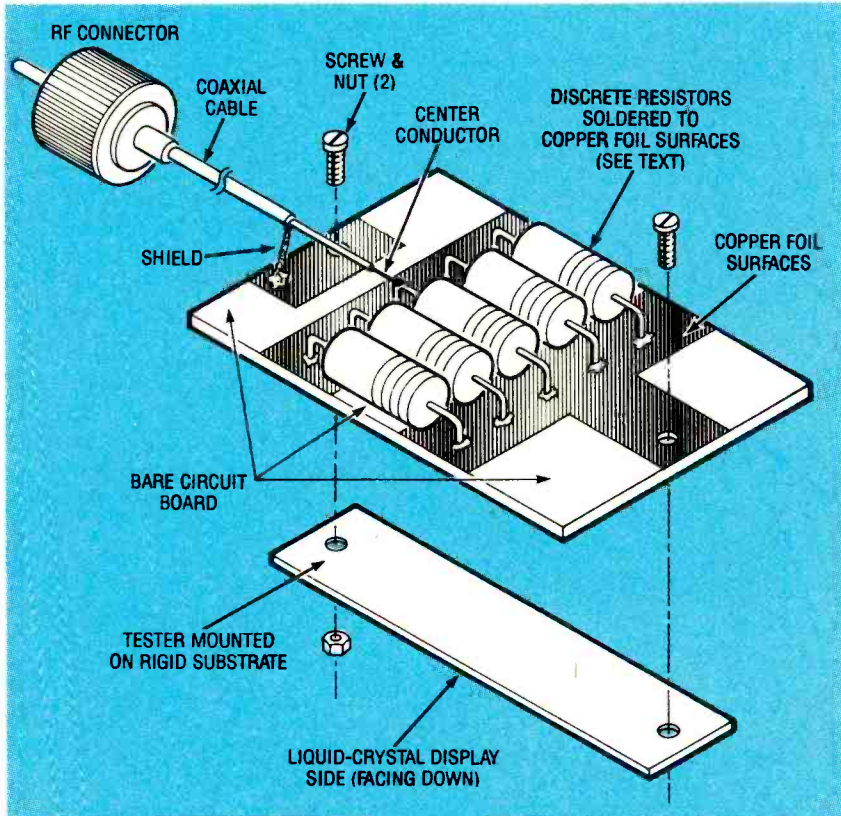


FIG. 5—AN INDICATING 50-OHM RF DUMMY-LOAD wattmeter made from the tester. One-watt resistors are connected in parallel to provide approximately 50-ohms resistance and be able to dissipate up to 8 watts.

ohms in accordance with the rule for calculating the resistance value of multiple resistors in parallel.

In this example:

$$R_T = \frac{1}{10}R = 470/10 = 47 \text{ ohms.}$$

The cluster of parallel resistors in series with the nominal 5-ohm value of the tester's resistive element yields a 52-ohm load. Experiments have shown that this 52-ohm value will have a negligible effect on the VSWR of the load, even after taking into account the individual resistor tolerances.

The carbon composition (or thick-film carbon) resistors were ganged in a parallel "cordwood" configuration. The resistor leads at both ends are bent into "L" shapes and soldered to isolated copper-clad regions on circuit board stock, as shown in Fig. 5. The center conductor of the coaxial cable is soldered to the common side of the cluster of resistors, and the other common side is connected to the terminal of the tester.

The cable shielding is soldered to a separate isolated copper-clad pad that forms a common ground with the second terminal of the tester.

If you want to use the tester with the nominal 6.7-ohm resistance element, you can mix five 1-watt, 470-ohm resistors with five 1-watt, 430-ohm resistors to obtain a parallel resistance value of about 45 ohms. This value in series with the 6.7-ohms will also provide a satisfactory load.

There are many ways to package the wattmeter for practical use. For example you can package it in a small plastic box with a cover that has a cutout to admit the coaxial cable. However, it is recommended that the parallel resistors and exposed length of coaxial center conductor be shielded with metal foil or screen to prevent the escape of unwanted RF emissions from the load.

Temperature indicator

The tester can be used without electrical connections to indicate the transition tempera-

Continued on page 63

100-WATT DUMMY LOAD

THE DUMMY ANTENNA OR DUMMY load described here will substitute for "the real thing" when you want to tune or test a transmitter "off-the-air" and prevent the radiation of interference. This 50-ohm load will dissipate up to 100 watts in the 160- to 10-meter amateur bands.

The term "dummy" as in dummy antenna has its origins in the word "dumb," a belittling term for a person unable to talk. However, it evolved into the word dummy, which means an imitation or substitute for the real thing, as in a ventriloquist's large puppet. In radio frequency practice, it is a kind of "black hole" for incoming radio signals; the energy goes in, but never comes back out again.

What is a dummy antenna? It is really a resistor (or group of resistors) matched to the characteristic impedance of the feed line, and it has a power-dissipation rating at least as great as the transmitter's output power. An important requirement is that it have no inductive component which could make it frequency-sensitive. It should provide a voltage standing wave ratio (VSWR) as close as possible to 1.0.

A dummy antenna can also be a useful tool for testing receivers for internally generated noise. This test can be performed when the receiver is effectively shielded from any external interference that could enter its antenna terminals. These tests are usually carried out in metal-screened enclosures called, appropriately enough, *screen rooms*.

The design of a dummy antenna design will depend on the transmitter's operating frequency and power. For low-power citizen band or or ma-



**Build this low-cost,
50-ohm amateur
radio dummy
antenna; it can
dissipate 100 watts
in the 160 to 10
meter bands.**

LINTON G. ROBERTSON KJ6EF

rine-band radio transmitters, the dummy antenna is typically a small, machined cylinder that includes both a coaxial cable receptacle and resistor. The feed-cable plug is disconnected from the antenna and plugged into the load receptacle. A factory-made unit of this kind could cost up to \$50.

At microwave frequencies, a dummy antenna can be a wave-

guide section that includes graphited sand which acts as the resistor. If transmitter output power is to be determined, the waveguide section will include a *water load* that acts as a calorimeter. Power dissipation can be calculated from the increase in water temperature.

Build your own

One way to learn more about dummy antennas—and at the same time save money—is to make your own. The dummy antenna described here is easy to make from low-cost, readily available parts, and you can save a few dollars over the price of even the lowest cost store-bought unit.

To build this dummy antenna, you will need eight 100-ohm, 3-watt carbon resistors, an SO-239 UHF coaxial panel receptacle, a one-gallon paint can, and some brass strips. The resistors and receptacle can be obtained from mail-order houses or most electronics stores, and the new, clean gallon container can be obtained from a paint store. (They are stocked for custom-mixed paint.)

Figure 1 is a cutaway view of the completed dummy antenna. Note that the resistors are arranged in a series-parallel network formed by soldering them to parallel strips of sheet brass. The strips are ½-inch wide, 20- to 30-gauge sheet brass, obtainable pre-cut in lengths of two feet or more from many building supply and hardware stores. The flat strip form reduces possible effective inductance, and brass is stiffer than copper of comparable thickness. It also has a lower resistance than iron or steel.

If molded carbon-composition units are not available, car-

bon thick-film resistors can be substituted. The calculated effective value of the network is 50 ohms, slightly less than the

52-ohm characteristic of the feed line. However, if one considers the tolerances of actual resistors, a measured value

would not be precisely 50 ohms. Nevertheless, if the network is built as specified here, the effect on VSWR should be negligible.

Assembling the network

Refer to Fig. 2, the resistor and bus layout drawing, and start construction by cutting one strip 15 inches long for supporting the network from the shell of the receptacle. Cut a semicircular notch about 1/4-inch deep by 3/8-inch wide at the middle of the strip to provide clearance around the coaxial terminal at the back end of the SO-239 receptacle. This will still provide an adequate surface for soldering the completed network to the end of the receptacle's shell, later in the project.

Then cut another strip about 6 inches long and cut a narrow tongue at one end that can be press-fit into coaxial sleeve at the receptacle's end. Next cut two more strips 4 inches long. Drill the ten 0.040-inch holes in the brass strips in the locations shown in Fig. 2 for inserting and crimping the resistors later in the project. Clean the brass strips thoroughly with steel

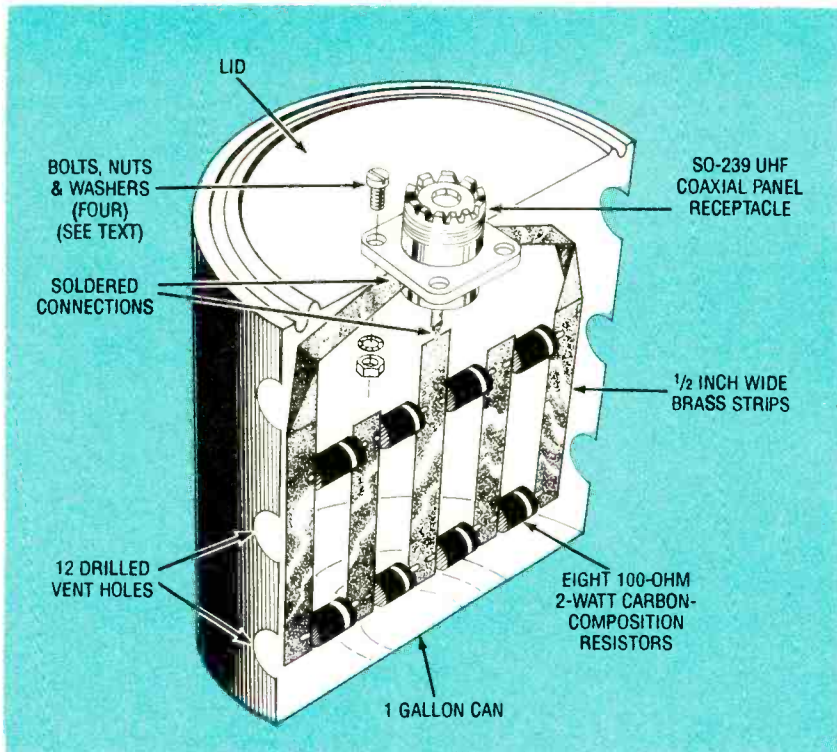


FIG. 1—A 50-OHM, 100-WATT, UHF DUMMY ANTENNA. Brass strips form a low-resistance bus for the series-parallel resistor network. The one-gallon can protects against burns and electric shock.


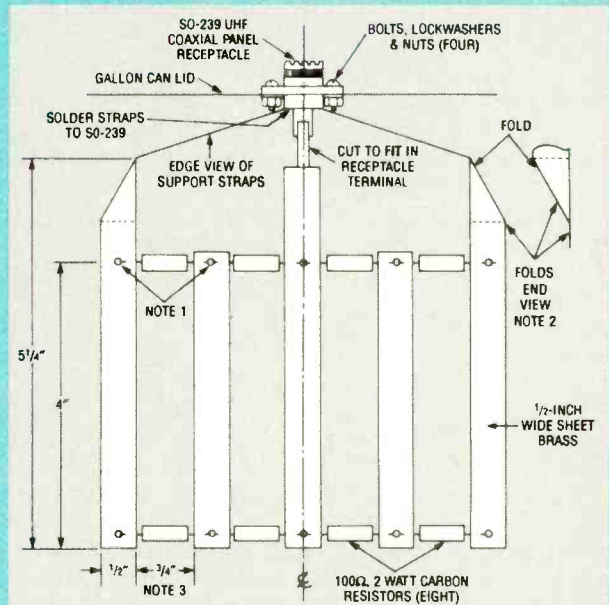


FIG. 2—LAYOUT OF RESISTORS AND BRASS BUS STRIPS. Crimped resistor leads connect the network mechanically before soldering. Two separate soldered connections are made to the SO-239 receptacle.



- NOTES: 1. DRILL = 0.040 IN. FOR RESISTOR LEADS
 2. FOLD BRASS AS SHOWN FOR 90° BEND.
 3. SPACING = 3/4 INCH TO ACCOMMODATE RESISTOR BODIES

wool or abrasive cleaning powder and water to remove surface oxidation, oil, or grease. Wash and dry the strips.

Fold the ends of the 15-inch strip as shown in Figs. 1 and 2 so that the central section will be bent 90° away from the vertical ends where the resistors are to be soldered.

The next step is to bend and insert the axial leads of the resistors in the drilled holes and crimp them to link the network together mechanically before doing any soldering. Lay out the brass strips as shown in Fig. 2, and position the ten resistors between the strips. With pliers, bend the leads 90° so that they can be inserted into the holes drilled in adjacent strips, allowing room for the resistors to fit between the edges of the strips.

Insert the resistor leads, trim their ends, and fold them back on themselves. Then crimp them flat against the brass strips. Set the mechanically "linked" network aside.

Prepare the container

Drill a 3/8-inch hole in the center of the can lid by first drilling a pilot hole with a small drill or center drill. With a round file, carefully enlarge the 3/8-inch hole until the SO-239 jack is admitted snugly. With a felt tip pen, mark the centers of the four holes on the receptacle's panel-mounting plate on the lid top. Punch the centers with a nail or nail set, and drill them for the four 10-32 bolts.

Position the receptacle on the outside of the lid, and fasten it with four 1/4-inch long 10-32 bolts, lockwashers, and nuts.

Drill 12 ventilation holes with the 3/8-inch drill in four vertical columns of three, 90° apart as shown in Fig. 1. Start first with pilot holes as previously described. The can will isolate the hot resistors from contact with your hands and prevent any fire or shock hazard when the dummy antenna is in use. The holes will permit cooling air to circulate within the closed can so there will be no dangerous heat build-up.

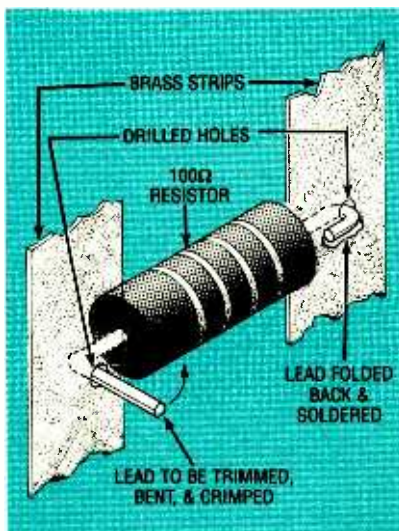
With a large soldering iron (100 watts or more) or a solder-

PARTS LIST

Miscellaneous: one-gallon paint can and lid; eight 100-ohm, 2-watt resistors; SO-239 UHF coaxial panel receptacle; four sets of 10-32 bolts (1/4-inch long) with nuts and lockwashers; solder.

ing gun, solder the folded resistor leads of the network to the brass strips, while preserving the network arrangement. It might take 10 to 20 seconds to raise the brass strips to solder flow temperature. After the resistor network is complete, set it aside to cool.

Insert the narrow tongue of the central strip into the receptacle's solder sleeve and solder that connection. Then clamp the notched part of the strap to the side of the receptacle shell and solder that connection.



DETAIL OF RESISTOR-LEAD BENDING and crimping to adjacent brass strips to form a mechanical assembly before soldering.

Testing the load

The author's tests showed that the standing-wave ratio of this dummy antenna never exceeded 1.5:1 over the shortwave band from 160 to 10 meters. *Caution: Regardless of modulation technique, do not operate continuously at up to 100 watts for more than 30 seconds.* This limitation should not restrict most amateur radio transmitter tuning. Ω

NOVEL AMMETER

continued from page 60


ture of 43°C (109.4°F). For this application, cut off the terminal pads and mount the part flush with the surface of the object whose temperature is to be determined. This instrument can be used to warn you that the temperature at the surface of equipment or within an enclosure exceeds 109.4°F.

You can also mount the tester on a 1 by 4 inch piece of circuit board to make a simple transition thermometer that you can move from place to place to determine if objects or spaces are above or below that temperature.

Applications precautions

Remember that the tester is an inexpensive thin-film sensor-display that can be damaged by excessive heat or current. Here are some precautions to take that will assure good results in your experiments and projects:

- **Do Not** use the tester in direct sunlight or where the ambient temperature never falls below 42°C.
- **Do Not** mount the tester directly to or with heat-conducting material when making an ammeter. Heat conductors will degrade the tester's response time and sensitivity. At least a 1/16-inch thick insulating "cushion" will provide adequate thermal isolation.
- **Do Not** pass more than about 300 milliamperes through the resistive element. (See Figs. 3 and 4.) If higher operating currents are required, shunt the resistive element with a discrete resistor of the proper value.
- **Do Not** experiment with or use the tester where flammable or explosive gas or other materials are present. If overheated, the tester will act as a pyrotechnic fuze.
- **Do Not** make sharp bends or creases in the tester because the resistive element will be damaged. However, sharp bends can be formed in the terminal area of the tester without causing damage. Ω



Autopatch Selector for Radio Amateurs

With our autopatch selector you can control almost anything from your UHF transceiver.

PETER A. LOVELOCK

THE SIMPLEX AUTOPATCH, A CIRCUIT that allows amateur radio operators to access the dial-up telephone system from their UHF transceivers, is perhaps the next best thing to a cellular telephone. The problem is, however, that when the autopatch is part of the amateur's own station it is usually limited to one particular transceiver, yet the ham operator might be using two or three transceivers to cover several different amateur bands.

Changing the autopatch's connections to work with more than one transceiver—so that operation is possible on more than one band—normally involves a lot of cable juggling and tends to bring on expletives. Don't forget that there's no way to juggle the connections if

there's no one around to do it. Since the autopatch itself is controlled by received DTMF tones, there's no reason why a DTMF signal can't be used to switch the autopatch between various transceivers. That's what this device does.

To prevent unauthorized users from making free telephone calls from your station, an autopatch is normally activated and connected to the telephone line by a special DTMF access code that is broadcast by the remote transceiver. In a similar manner, an autopatch selector that instantly connects the autopatch to one of several transceivers could be controlled by adding a DTMF prefix to the existing autopatch access tones. The autopatch circuitry is shown in Fig. 1.

DTMF

DTMF (dual-tone multifrequency) is the telephone system's standard for "valid tone pairs" that are generated whenever a button on a *Touch Tone*-type keypad is pressed. Each button generates a distinct combination of one low-frequency and one high-frequency tone. Standard telephones use a twelve-button pad labeled 0–9, *, and #. For special applications, the keypads on many amateur radio VHF/UHF handheld and mobile radios have four additional tone combinations that are labeled A–D.

Apart from telephone dialing, the valid tone pairs (referred to as *valid tones*) can be decoded at the receiving end to control almost any function, such as accessing repeaters and simplex autopatches, and even turning on a coffee pot.

Autopatch connection

Figure 2 shows a block diagram of a standard simplex autopatch base-station hookup that provides a connection between a transceiver and the telephone line. The autopatch will not be connected to the telephone line until it receives its access code from the transceiver, which gets the code from the received signal.

Figure 3 is a block diagram showing how a DTMF-controlled autopatch selector connects either of two transceivers to the autopatch. Depending on the received valid-tones prefix, an autopatch selector can connect any of two or more base radios to the single autopatch. Since both the selector unit and the autopatch incorporate DTMF decoders, it is essential that the prefix's valid tones be different from those used for the autopatch access code. For example, if the keypad has 16 DTMF tone-buttons, buttons A, B, and C might be used for the prefixes that connects the autopatch to any of three transceivers, while the # button might be used to reset the selector when the autopatch is in an *option mode* that we'll describe later.

If your remote transceiver's

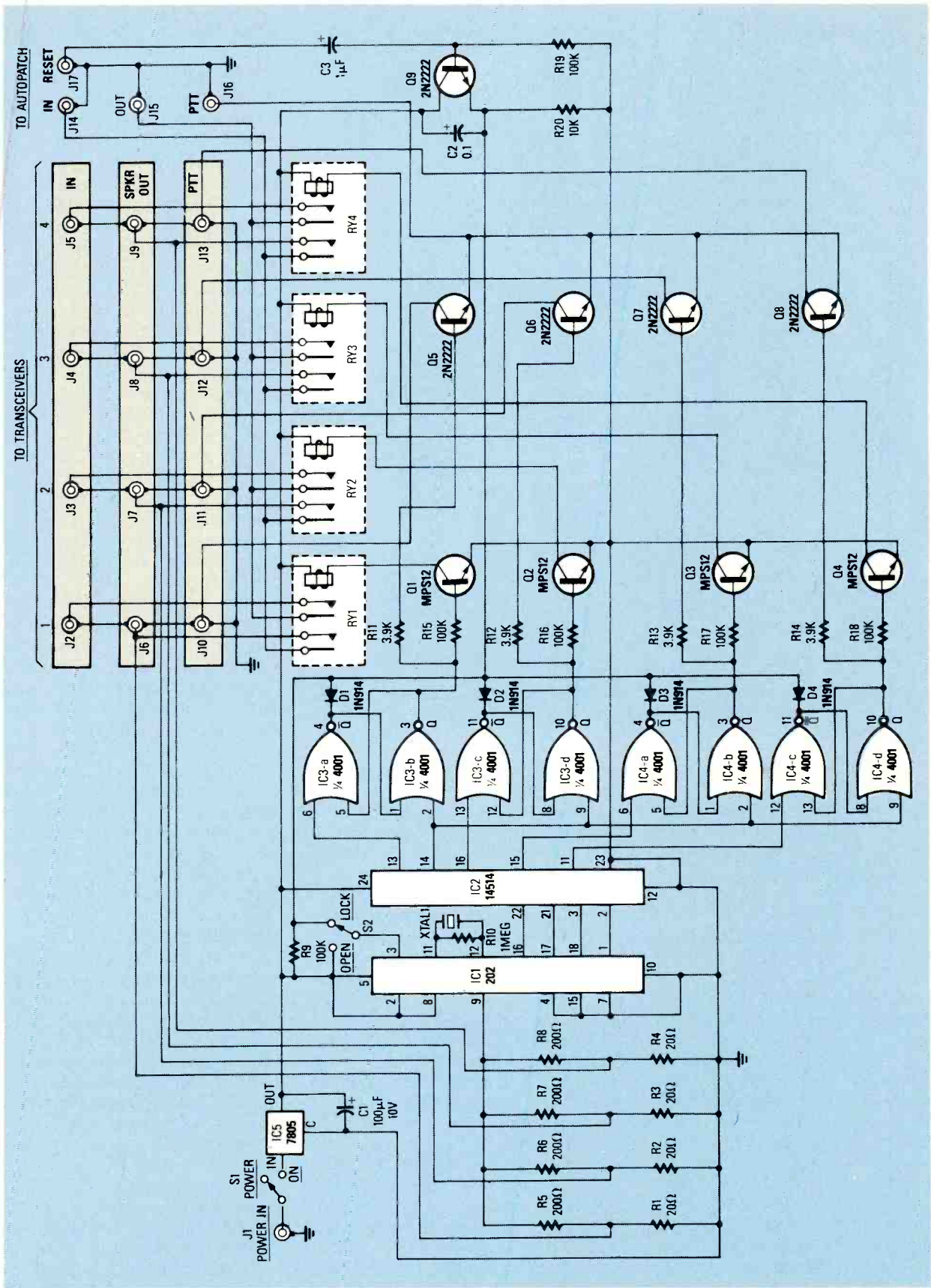


FIG. 1—ALTHOUGH ONLY FOUR CONTROL RELAYS ARE SHOWN, you can use up to the full 16-output capability of IC2. The circuit is intended for switching transceivers, but it can also be used to control other kinds of devices.

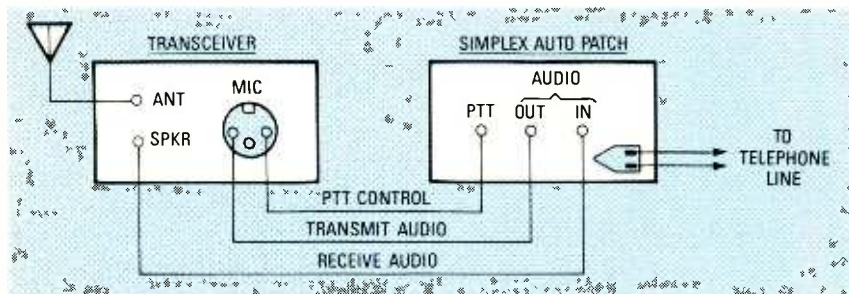


FIG. 2—TYPICAL SIMPLEX AUTOPATCH CONNECTION. It interfaces the telephone line to a transceiver.

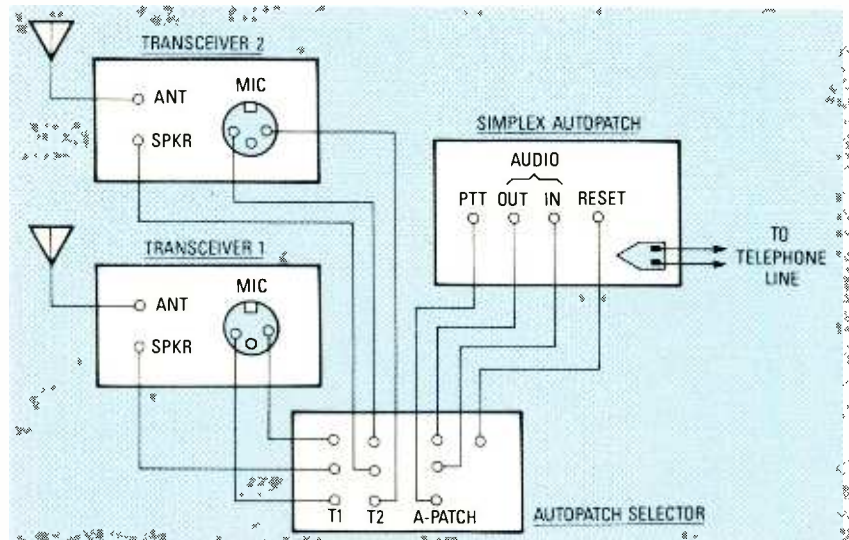


FIG. 3—USING THE AUTOPATCH SELECTOR, a single simplex autopatch can be shared by two or more transceivers. You build as many switching circuits as you need into the selector.

keypad has only 12 buttons, valid tones for buttons 7, 8, 9, and 0 can be used for the selector prefix, limiting numeric buttons 1 through 6 and * for the autopatch's access code.

Functional design

The heart of the autopatch selector is IC1, an 18-pin Silicon Systems type 202 DTMF Tone Decoder integrated circuit. As shown in Fig. 4, IC1 has four outputs: D1, D2, D4, and D8. When valid tones are received at IC1's input terminals, the decoder's outputs provide a binary "2 of 8" code until a valid pause of 40 milliseconds is detected. By itself, the binary code doesn't control anything. This is the function of IC2, a 14514 4-to-16 line decoder. It translates the binary code to raise one of its 16 outputs high for as long as the tone decoder has a binary output. As shown in Fig. 4, the high period is directly related to the tone pair being received; for

example, if valid tones representing a 1 are received by IC2, pin 9 of IC2 goes high.

The 16-button tone pad that's used by many amateur radio VHF/UHF handheld radios will cause any of IC2's 16 output pins to go high, thereby initiating a control function. We say *initiate* because a high output from IC2 drops within 40 milliseconds after the tone input stops.

Referring to the complete schematic shown in Fig. 1, you can see that each of IC2's outputs are connected to a one-shot flip-flop that's made from two sections of IC3 or IC4. The flip-flop toggles when it receives a high from IC2, thereby causing its normally-low \bar{Q} output to go high. The \bar{Q} output remains high until it receives a high reset pulse at \bar{Q} . (That is correct. The reset pulse is applied to the flip-flop's \bar{Q} output terminal, but if you trace the connection you'll find that the \bar{Q} connects to

an opposed input; e.g., pin 10 of IC3-c connects to pin 11 of IC3-c.)

The toggling function of the flip-flop permits its high output to turn on an MPS-12 relay driver ($Q1-Q4$), which in turn actuates a relay ($RY1-RY4$). The relays have DPST contacts. One pair of contacts switches the audio output (speaker) line from a transceiver to the audio input of the autopatch. The second pair of contacts switches the audio output (phone line) of the autopatch to the microphone input of the same transceiver. The relays are normally deactivated (contacts open), so that there is no connection between the transceiver and the autopatch. When a valid tone pair is detected by IC1, the corresponding IC2 output toggles its associated flip-flop, thereby activating the relay that connects the appropriate transceiver to the autopatch.

In addition to the transceiver's audio input and output, the autopatch's PUSH-TO-TALK line (PTT) must be connected to the selected transceiver. Ideally, the (PTT)-line switching should be done by a third pair of contacts on the active relay. Unfortunately, small and inexpensive 3PST relays are not readily available. As an alternative, (PTT) switching is done by transistor amplifiers $Q5-Q7$, which are activated by the same flip-flops that control the relays.

The signal path

The input to the autopatch selector from each transceiver speaker output is fed to a resistor network that grounds the speaker output with a 20-ohm resistor, thereby ensuring that the transceiver's output amplifier will have a reasonable load if the speaker is disabled. The speaker's output signal is fed through a 200-ohm resistor to IC1's input, pin 9. The 20/200-ohm resistor network provides approximately 15-dB of isolation between speaker outputs.

The autopatch selector has two operating modes that are controlled by switch S2. When S2 is set to the OPEN position (the switch is actually closed),

IC2 responds to all output signals from all the transceivers, even if one is already connected to the autopatch. Thus more than one radio can be connected to the autopatch in a party-line fashion. In this mode the tones generated by the keypad's # button will disconnect the autopatch selector.

When S2 is set to the LOCK position (the switch is actually open), the first received valid tone pair toggles the associated flip-flop, whose \bar{Q} output drives the reset line low. This low eventually appears on pin 3 of IC3. That disables IC1's crystal oscillator, thereby inhibiting a response to any other tones as long as pin 3 remains low. Thus, the autopatch selector is captured by the first valid prefix tones, and will not permit access by any other prefix until the reset line receives a high pulse that resets the active flip-flop.

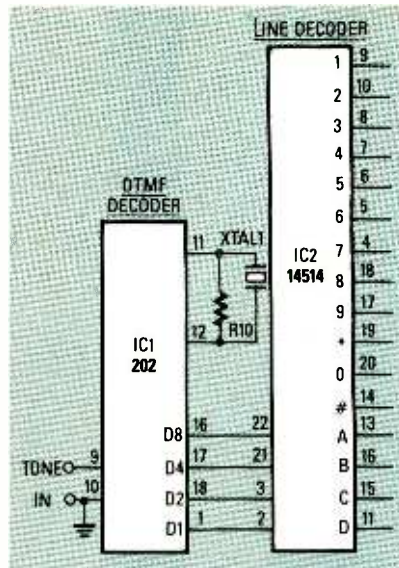


FIG. 4—IC1 DECODES THE DTMF INPUT TONES into a four-line binary-coded decimal output, which IC2 decodes into 16 outputs corresponding to keypad buttons 0-9, *, #, A, B, C, and D.



FIG. 5—THE PROTOTYPE UNIT IS ASSEMBLED on an IC-pattern wiring board. The jacks are mounted on the back of the case.

The diode at the \bar{Q} output of each flip-flop prevents the low on the reset line from toggling the inactive flip-flops.

The OPEN mode would be generally used because it prevents more than one transceiver from accessing the autopatch.

The reset high is generated by the autopatch when it is deactivated, either by receipt of the shutdown tone-code, or by its internal timeout clock. That requires a single connection within the autopatch to a point that is normally high when the autopatch is off, and low when the autopatch is on. In the case of the commonly-used *Private Patch I*, the most suitable connection is to pin 14 of IC14. A single wire should be carefully soldered to that pin and to the

spare phono jack on the rear of the autopatch. With other brands of simplex autopatch unit, it will be necessary to find a logic point for the reset function that is high when the autopatch is off, and low when the autopatch is on.

The reset high from the autopatch is fed through emitter-follower buffer-amplifier Q9, whose input RC time constant provides a momentary 1-second high to the selector's reset line.

More control

The 16 available control outputs of IC2 are unlikely to be needed for switching sixteen transceivers to the autopatch; two to six radios are more likely. But by using additional flip-flops and relay drivers connected in the same way as those shown in Fig. 1, the unused IC2 outputs can control other devices, such as antenna switchers and rotators.

Construction

The prototype autopatch selector was hand-wired on a 4 × 2¾-inch IC-prototyping board. The board is mounted in a 4½ × 5 × 2-inch aluminum cabinet. The jacks for the transceiver interconnections are installed on the rear apron, along with power supply jack J1.

The required regulated 5 volts at 100 milliamperes can be supplied by one of the associated transceivers. If that is done connect J1 directly across C1, and eliminate the 5-volt regulator (IC5). If you cannot take the power from a transceiver, use the regulator circuit shown in Fig. 1, and drive J1 with the output from a 12-volt DC adapter.

Alternate uses

Although developed primarily for switching an autopatch between transceivers, the switcher can use DTMF tones to control just about anything with a radio. For example, a single DTMF tone can be used to turn base radios on and off, switch antennas, and change frequencies. You could even use the switcher to control the lights in your home from a remote transceiver.

PARTS LIST

All resistors are ¼ watt, 10%, unless otherwise noted

- R1-R4—20 ohms, ½ watt
- R5-R8—200 ohms
- R9, R15-R19—100,000 ohms
- R10—1 megohm
- R11-R14—3900 ohms
- R20—10,000 ohms

All capacitors are rated at least 10-volts DC

- C1—100 µF, electrolytic
- C2—0.01 µF, ceramic
- C3—1 µF, electrolytic

Semiconductors

- IC1—Silicon Systems 202P DTMF Decoder
- IC2—MC14514 4-to-16 line decoder (Motorola) or equivalent
- IC3, IC4—4001 quad 2-input NOR gate
- IC5—7805 5-volt regulator
- Q1-Q4—MPS12 NPN transistor
- Q5-Q9—2N2222 NPN transistor
- D1-D4—1N914 diode

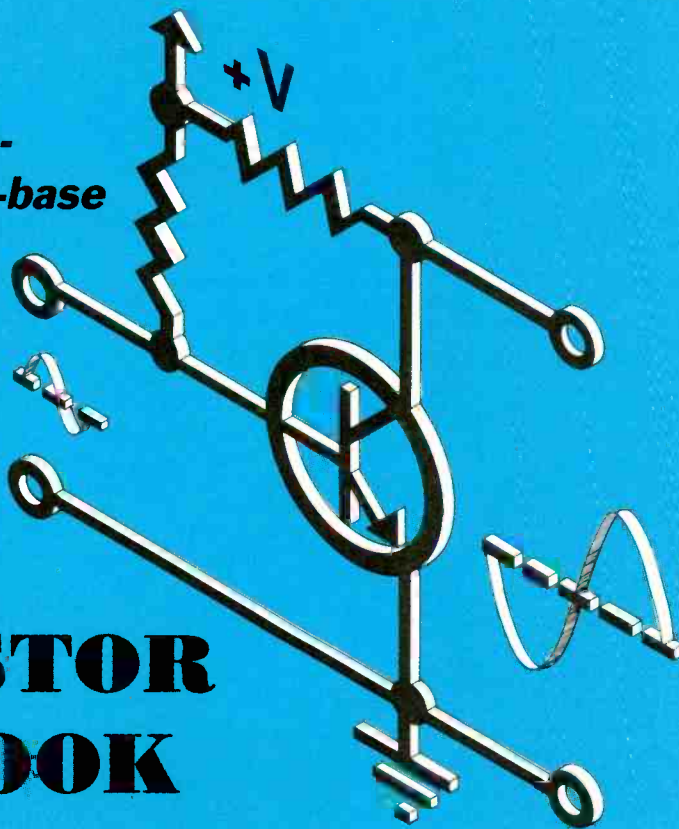
Other components

- J1—Coaxial power jack to match power supply
- J2-J16—phono jacks
- RY1-RY4—DPDT relay
- S1—SPST switch
- S2—SPDT switch
- XTAL1—3.58-MHz colorburst crystal holder

Miscellaneous: Prototyping board, IC sockets, cabinet, wire, solder.

Learn about common-emitter and common-base bipolar transistor amplifiers to help you design your own circuits.

TRANSISTOR COOKBOOK



RAY MARSTON

THE CHARACTERISTICS OF COMMON-emitter and common-base bipolar junction transistor (BJT) amplifiers differ from those of the common-collector amplifier—and each other. Those amplifiers are the subjects of this article. Last month the common-collector amplifier was discussed in detail in this series, and many different practical circuits were presented.

Figure 1 shows the three basic bipolar transistor amplifier circuits. It was reprinted from last month's article as was Table 1, which compares the characteristics of the three basic transistor amplifiers. Examination of Table 1 will reveal that the common-collector amplifier (Fig. 1-a) provides near-unity voltage gain, while presenting high input and very low output impedance.

Recall from last month's article that the common-collector amplifier is applied both as a unity-gain *voltage follower* and an impedance converter. By contrast, both the common-emitter (Fig. 1-b) and common-

base amplifier (Fig. 1-c) circuits provide high-voltage gain, so they function primarily as voltage amplifiers. The common-base circuit, for example, offers near unity current gain, so it usually functions as a wide-band or high-frequency voltage amplifier.

The common-emitter circuit, on the other hand, offers both high current gain and high voltage gain, making it an attractive high-gain power amplifier. This circuit, also known as a grounded-emitter circuit, is typically functions as a digital or analog amplifier.

Digital circuitry

Figure 2 is a schematic for a simple NPN common-emitter amplifier that can function as a digital amplifier, inverter, or switch. The input signal can be either zero volts or a high positive value. (It should be higher than 0.6 volt but less than the power supply voltage.) When the input is at zero volts,

the transistor is fully cut off; in that state the output equals the positive power supply voltage.

When the input is switched to a positive value greater than 0.6 volt (the value needed to forward bias the base-emitter junction of a 2N3904 transistor), the transistor turns on. Collector current flows in load resistor R_L and "pulls" the output voltage toward zero.

If the input voltage is high enough, the transistor is driven fully on, or into *saturation*. Then the output voltage falls to a saturation value of only 0.2 to 0.3 volt. As a result, the output signal is an inverted version of the input waveform.

In Fig. 2, resistor R_B acts principally as a protective device to limit the base-drive current to a non-destructive value. The input impedance of the circuit is slightly greater than the R_B value. The value of resistor R_B is inversely related to the waveform rise and fall times: The higher its value, the slower are those times.

This circuit drawback can be

overcome by shunting R_B with a "speed-up" capacitor with a value of about 0.001 μF , as shown dotted in Fig. 2. In practical applications, R_B should have as low a value as practical, consistent with protecting the transistor and input-impedance requirements. However, it should *never* be greater than $R_L \times h_{FE}$.

Figure 3 is the schematic for a PNP version of the digital inverter or switch circuit. Here the transistor is switched fully ON when the input is zero volts. In that condition, the output is about 0.2 volt less than the positive power supply value. The 2N3906 transistor turns off only when the input rises to a value that is within 0.6 volt of the supply value. The output then falls to zero volts.

The ability of the circuits in Figs. 2 and 3 to respond to lower input signals (sensitivity) can be increased by replacing Q1 with two transistors in a Darlington pair. The circuits in both Figs. 4 and 5 are high-gain, non-inverting digital am-

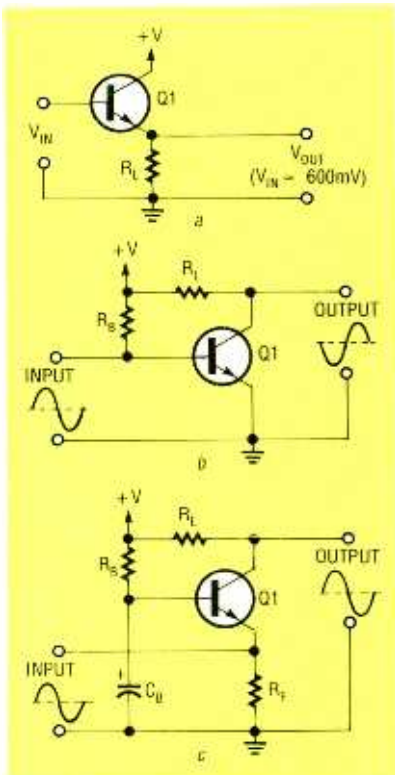


FIG. 1—THREE BASIC TRANSISTOR amplifiers: common-collector (a), common-emitter (b), and common-base (c).

TABLE 1
CHARACTERISTICS OF THE THREE BASIC TRANSISTOR AMPLIFIERS

Parameters		Common Collector	Common Emitter	Common Base
Input impedance	Z_{IN}	High ($\approx h_{FE} \times R_L$)	Medium ($\approx 1.0\text{K}$)	Low ($\approx 40\Omega$)
Output impedance	Z_{OUT}	Very low	$\approx R_L$	$\approx R_L$
Voltage gain	A_V	≈ 1	High	High
Current gain	A_I	$\approx h_{FE}$	$\approx h_{FE}$	≈ 1
Cutoff Frequency	—	Medium	Low	High
Voltage phase shift.	—	0°	180°	0°

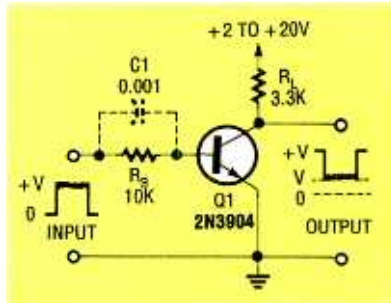


FIG. 2—DIGITAL INVERTER/SWITCH based on an NPN transistor.

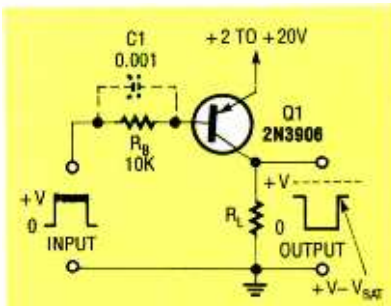


FIG. 3—DIGITAL/INVERTER/SWITCH based on a PNP transistor.

plifiers or digital switches.

The circuit in Fig. 4 which includes the Darlington pair of NPN transistors operates as follows: When the input signal is zero volts, Q1 is cut off, effectively removing it from the circuit. Under this condition, Q2 is driven into saturation through resistor R2, and the output signal has a threshold value of 0.2 to 0.4 volt.

By contrast, if the input signal is significantly greater than 0.6 volt, Q1 is driven into saturation and pulls the base of Q2 down to only about 0.2 volt above zero. Under this condition, Q2 is cut off and the output is at the full supply voltage.

The circuit in Fig. 5, which includes one NPN and one PNP transistor, operates in a dif-

ferent way than that described for Fig. 4. When the input is at zero volts, Q1 is cut off, which in turn, cuts off Q2 through resistors R2 and R3. Therefore, the output value is zero volts.

However, when the input to the base of Q1 goes high (above 0.6 volt), Q1 is driven on and obtains most of its collector current from the base of Q2 through R3. This action drives Q2 into saturation. When this happens, the output reaches a value about 0.2 volt less than the positive supply voltage.

Figure 6 is a conceptual sche-

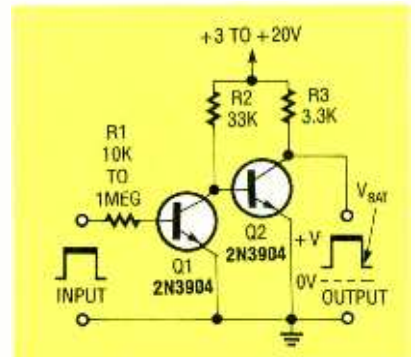


FIG. 4—HIGH-GAIN, NON-INVERTING digital amplifier based on a single NPN transistor.

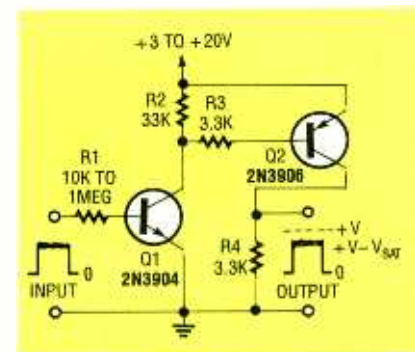


FIG. 5—ALTERNATIVE NON-INVERTING digital amplifier or switch with NPN and PNP transistors.

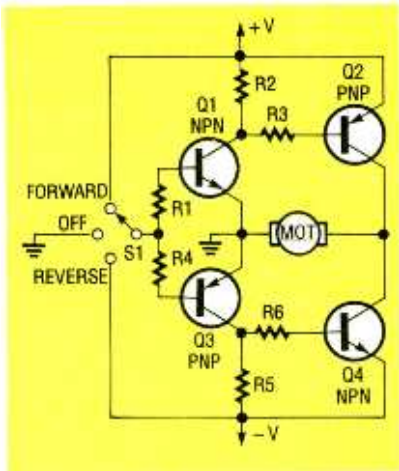


FIG. 6—DC-MOTOR DIRECTION CONTROL circuit shown without component values.

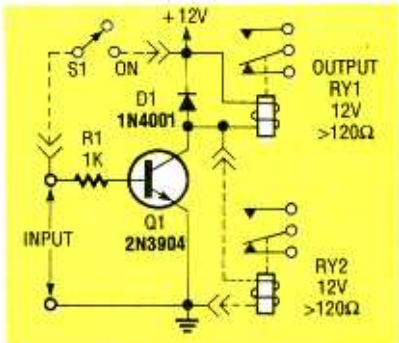


FIG. 7—SIMPLE RELAY-DRIVING circuit.

matic showing how the complementary pair of transistors from Fig. 5 can be organized to form a DC-motor control circuit with a dual power supply. This circuit could be operated by digital logic, and has applications in robotics or other machine control. This is how the circuit works:

When switch S1 is in the FORWARD position, Q1 is driven on through R1, and Q2 is driven on through R3 by Q1. However, Q3 is cut off through R4, and Q4 is cut off by R5 and R6. Thus the "live" side of the motor is connected through Q2 to the positive supply, and the motor runs in a forward direction.

When S1 is in the OFF position, Q1 is cut off through R1, and Q2 is cut off through R2 and R3. Simultaneously Q3 is cut off through R4, and Q4 is cut off through R5 and R6. Under this condition, the "live" side of the motor is open-circuited so the motor does not run.

Finally, when S1 is in the

REVERSE position, Q3 is biased on through R4, and Q4 is driven on through R6 and Q3. However, Q1 is cut off through R1, and Q2 is cut off through R2 and R3. Therefore, the "live" side of the motor is connected through Q4 to the negative power supply, and the motor runs in the reverse direction.

Relay drivers

The basic digital circuits shown in Figs. 3 to 5 can drive a variety of resistive loads such as incandescent lamps and indicators consisting of LEDs and resistors without modification. However, if they are to drive inductive loads such as relay coils or motors, a protective diode will limit the high turn-off volt-

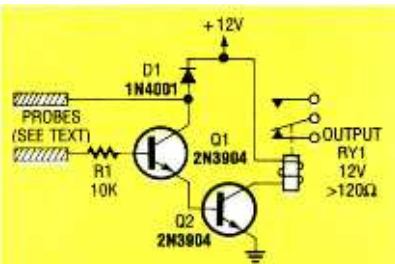


FIG. 8—RELAY-DRIVING CIRCUIT that can be actuated by human grasp or the conduction of water.

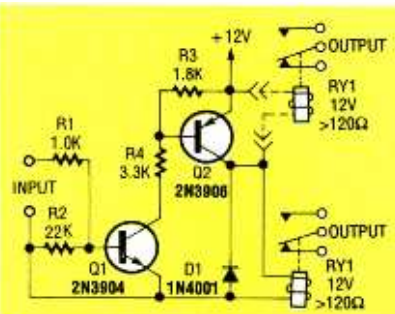


FIG. 9—ULTRA-SENSITIVE RELAY driver needs a 0.7-volt, 40-microampere input.

age to a value that can be handled safely by the transistor.

Common-emitter amplifiers are more sensitive relay drivers than the common-collector amplifiers described last month. Figures 7, 8, and 9 are practical common-emitter relay-driving circuits.

Figure 7, for example, is the schematic for a simple but versatile single-transistor relay driver. It increases the relay's operating current sensitivity by

a factor of about 200 (the nominal h_{FE} value of transistor Q1). Resistor R1, which provides base-drive protection, can have a larger value than the 1 kilohm shown in Fig. 7.

The relay can be turned on either by applying a DC input voltage greater than 0.7 volt or by operating switch S1 (shown as a plug-in component connected by dotted lines).

The circuit shown in Fig. 7 is non-latching, but it can be made self-latching by including another relay (RY2) between the collector and emitter of Q1, as shown in the diagram. The circuit's current sensitivity is limited by the current gain of Q1, but it can be increased to about 20,000 by replacing Q1 with a Darlington pair as shown in Fig. 8.

In a practical application, the relay in the Fig. 8 circuit can be actuated by shorting a pair of stainless-steel probes, each with a resistance value less than a few megohms. Tap water and human skin have resistance values under a few megohms, so this circuit can function as a water, or touch-operated relay switch.

The relay will be actuated if the probes are grasped by the hands. It would also be actuated if the probes were immersed in water. Thus the circuit could be

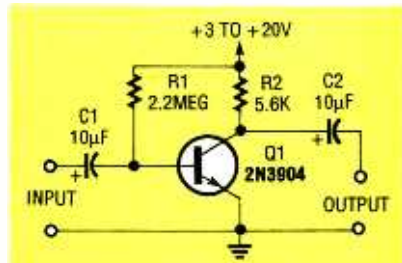


FIG. 10—SIMPLE NPN COMMON-emitter amplifier.

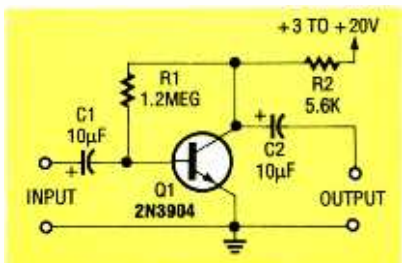


FIG. 11—COMMON-EMITTER amplifier with feedback biasing.

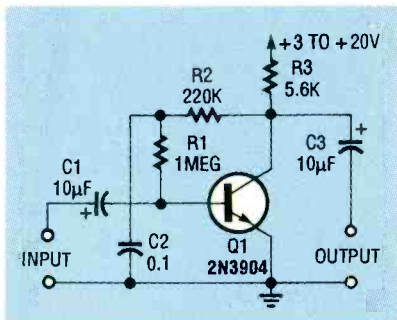


FIG. 12—COMMON-EMITTER amplifier with AC-decoupled feedback biasing.

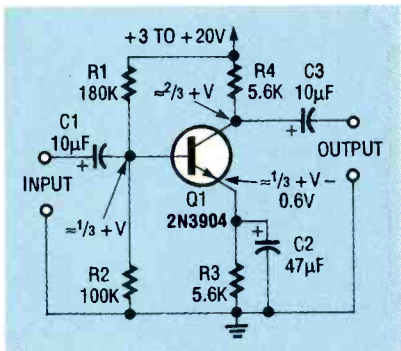


FIG. 13—COMMON-EMITTER amplifier with voltage-divider biasing.

part of a water-level alarm circuit. The relay can actuate an auxiliary alarm circuit if rising water shorts the probes.

Figure 9 is a schematic for another ultra-sensitive, dual-transistor relay driver (based on Fig. 5). An input of about 0.7 volt at 40 microamperes is needed to actuate the relay. The 22-kilohm resistor between the base and the emitter of Q1 ensures that both Q1 and Q2 are fully cut off if the input terminals are open-circuited.

Linear biasing circuits

Figure 10 shows how a common-emitter amplifier can become a linear AC amplifier. This is done by applying a DC bias current to the base of Q1 so that the collector's quiescent value is about half its supply voltage. This bias permits the amplifier to accommodate high AC output swings without distorting them. The AC-input signal is applied between the base and ground of Q1, and the AC-output signal is taken between the collector and ground.

To design an AC amplifier as shown in Fig. 10, first decide on the value of load resistor R2.

The lower this resistance value, the higher will be the amplifier's upper cut-off frequency. (This is due to the lower shunting effects of stray output capacitance on the effective impedance of the load.)

Moreover, a low value of R2 will cause a higher quiescent operating current in Q1. In Fig. 10, resistor R2 has a value of 5.6 kilohms, a compromise that will amplify a frequency of about 120 kHz and draw about a milli-ampere of quiescent current from a 12-volt supply. To bias the output to half the supply voltage, R1 must have a value of

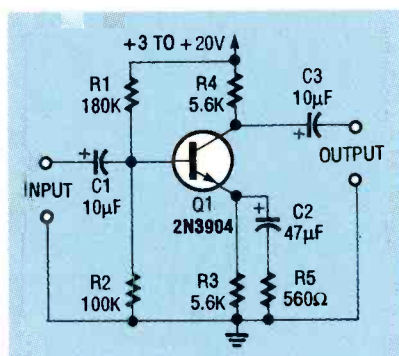


FIG. 14—COMMON-EMITTER amplifier with a fixed gain of 10.

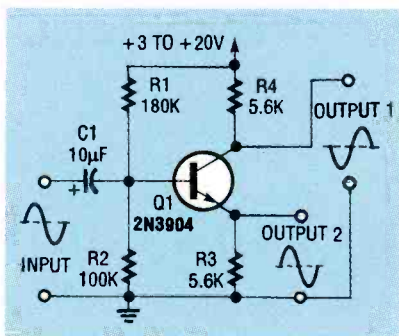


FIG. 15—PHASE-SPLITTER with unity gain.

$R2 \times 2h_{FE}$
 $R1 = 2 \times 2h_{FE} = 2 \times 200 \times 5600 \approx 2.2$ megohms
 where R2 is 5600 ohms and h_{FE} is 200

Input impedance and voltage gain for this circuit are both determined by the impedance of transistor Q1's internal base-to-emitter junction. For a 2N3904, this value will be about $25/I_C$, where I_C is the collector current value in milliamperes. (This impedance is 25 ohms at 1 mA, 12.5 ohms at 2 mA, or 50 ohms at 0.5 mA.)

The input impedance into the transistor base is:

$$Z_{IN} = h_{FE} \times 25/I_C = 200 \times 25 = \approx 5 \text{ kilohms at } 1 \text{ mA (shunted by } R1)$$

The voltage gain (A_v) of the circuit in Fig. 10 is calculated as follows:

$$A_v = R2/25/I_C = 5600/25 = \approx 200 \text{ at } 1 \text{ mA}$$

This gain figure (which translates into approximately 46 dB, also determines the theoretical maximum attainable upper frequency response, measured at the -3-dB point of the frequency response curve. It equals f_T/A_v , where f_T is the transit time limit of minority carriers across the base region. (f_T is the frequency at which h_{FE} decreases to unity, and is the measure of the transistor's high-frequency performance.) The f_T of the 2N3904 is about 300 MHz.

Therefore, the maximum frequency response of the circuit in Fig. 10 (ignoring the effects of stray capacitance) is $300 \text{ MHz}/200 = \approx 1.5 \text{ MHz}$.

A shortcoming of the Fig. 10 circuit is that its quiescent

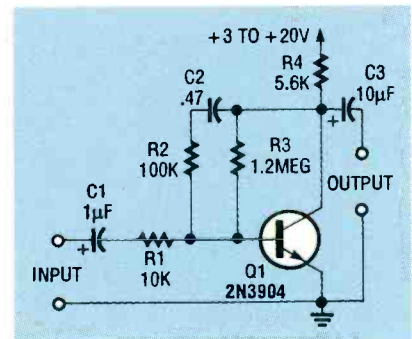


FIG. 16—ALTERNATIVE AMPLIFIER with a fixed gain of 10.

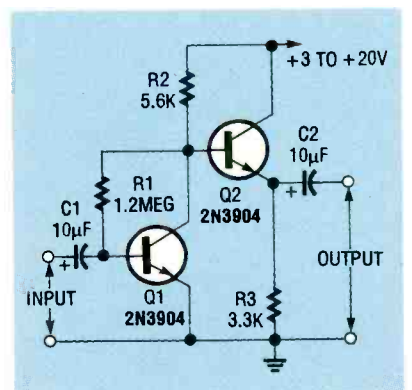


FIG. 17—WIDEBAND, TWO-STAGE common-emitter amplifier.

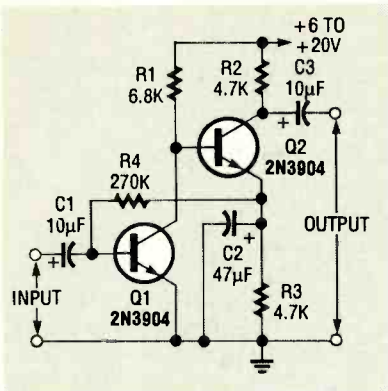


FIG. 18—HIGH-GAIN, TWO-STAGE amp lifier.

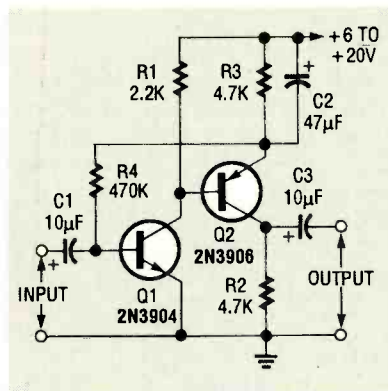


FIG. 19—ALTERNATIVE HIGH-GAIN two-stage amplifier.

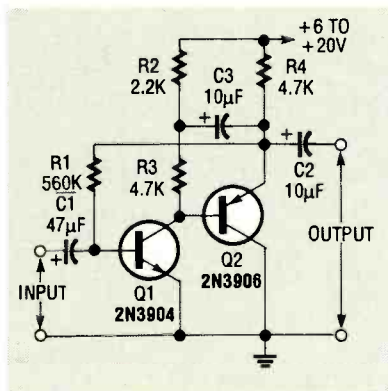


FIG. 20—BOOTSTRAPPED HIGH-GAIN two-stage amplifier.

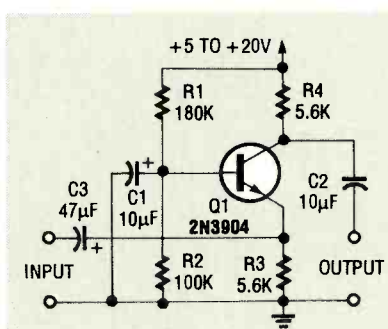


FIG. 21—COMMON-BASE AMPLIFIER with two output terminals.

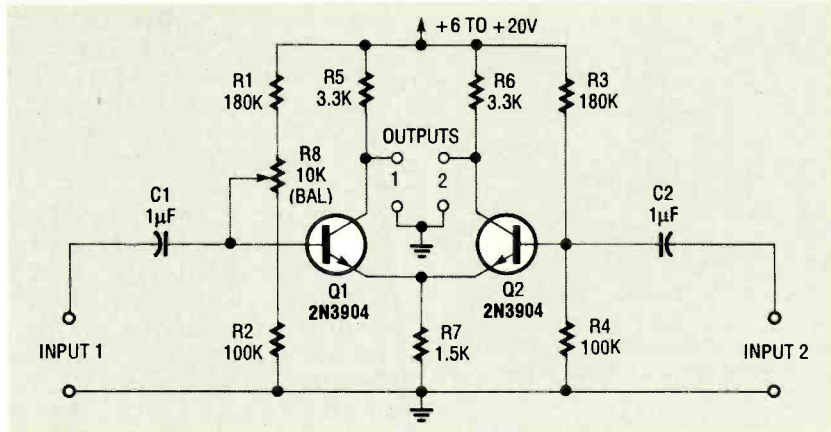


FIG. 22—DIFFERENTIAL AMPLIFIER OR "LONG-TAILED" pair.

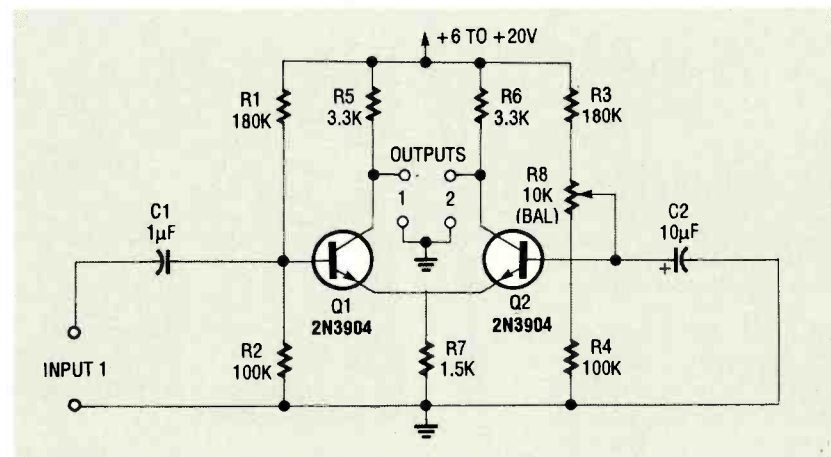


FIG. 23—PHASE-SPLITTER based on the differential amplifier.

biasing point is a function of transistor current gain (h_{FE}). This handicap can be overcome by modifying the circuit as shown in Fig. 11. Here 1.2-megohm biasing resistor R1 is connected to provide DC feedback between the base and collector. Its value was determined by multiplying R2 (5.6 kilohms) by h_{FE} (200).

Feedback occurs when any shift in the output biasing point takes place due to variations in h_{FE} , ambient temperature changes, or a shift in critical value of a connected passive component. Feedback automatically introduces a counteracting current in the base-current bias, which tends to cancel the original shift.

The Fig. 11 circuit offers the same bandwidth and voltage gain as the circuit in Fig. 10, but it has a lower input impedance because the AC feedback of

the Fig. 11 circuit reduces the effective value of resistor R1. That resistor, which shunts the 5-kilohm base impedance of Q1, is reduced by the voltage gain of 200. As a result, total input impedance is 2.7 kilohms.

The shunting effects of the biasing network can be eliminated with two feedback resistors and AC decoupling capacitors, as shown in Fig. 12.

The ultimate in biasing stability can be obtained with *potential-divider biasing* as shown in Fig. 13. Here, the voltage divider formed by junction of resistors R1 and R2 applies a quiescent voltage slightly higher than one-third of the supply voltage on the base of Q1. "Voltage-follower" action reduces the supply voltage at Q1's emitter by 0.6 volt.

As a result, one-third of the supply voltage is developed

Continued on page 86

HARDWARE HACKER

Dialog and Usenet access and data compression secrets.

DON LANCASTER

Contacting and communicating intelligently with knowledgeable persons can be a serious hardware hacking problem. Finding out who has written what, when, and where can also be. But this month, a pair of really big events occurred that make two crucial hacker resources cheaper and far easier to use.

Usenet

Usenet, often called *Anarchy 101*, is a giant national computer network that connects virtually all schools and universities, research labs, most high-tech firms, and the larger government agencies. Unlike typical BBS systems, it has no true sysop (system operator). Nor is there any central memory bank. Everybody talks to everybody else in any way, at any time. Usenet is totally unstructured. For instance, mere minutes after Fermat's last theorem had been solved, the proof was spreading like wildfire on Usenet. (I've uploaded a condensed proof outline to my GEnie PSRT as #753 FERMAT.TXT.)

Nearly all insiders in any technical field have Usenet addresses. But the trouble has been that Usenet access had to be obtained through a sponsoring organization. And becoming a Usenet sponsor involves big bucks. So access by individuals was by invitation only, and largely catch as catch can.

GEnie has recently opened a new Usenet E-mail gateway. There is no surcharge for this access; its just part of GEnie's hourly rate, which is typically \$3 per hour. GEnie can be accessed through a local phone number for the majority of **Electronics Now** readers.

Let's say someone has a Usenet address of

clyde@bark.newco.org

To E-mail them from GEnie, the address would be

clyde@bark.newco.org@INET#

That @INET# trailer does the link-up for you. Similarly, say you want to reach me from Usenet through my SYNERGETICS GEnie email address. Use

Synergetics@GEnie.GEIS.com

as a Usenet address. For anyone else, just add

@GEnie.GEIS.com

as the trailer to the GEnie E-mail address.

Because my PSRT works on shared information, answers for a technical E-mail question are posted directly to the PSRT Round-Table. A two hour response time is typical; response times can be even shorter, if you are lucky.

There seems to be a convention in any Usenet message that *must* be obeyed at all times. *Be verbose!* A simple "yes" or "no" answer will *never* do. The people you deal with on Usenet are mostly academic folks who favor Unix.

You'll first describe every wire that your message travels over. Then you give your entire genealogy on back to your great grandmother's cousin twice removed. Then you quote verbatim anything and every-

thing anyone else has ever said on the subject, back to day one.

Then you say your "yes" or "no" in as oblique a manner as possible. Then say something that is supposed to be funny. Then quote something long and somewhat literate that Chekhov would find totally obtuse. Finally, issue a disclaimer that a gaggle of Byzantine lawyers would find bulletproof. Then say goodbye.

Aim for a bare minimum of half a megabyte per yes/no E-mail message response. Otherwise "they" will spot you as a rank outsider.

Dialog

I've long recommended the *Dialog Information Service* because Dialog can give you instant answers to *any* technical question in *any* field of study. From anywhere. At any time. At last count, Dialog had some 300,000 citations in stock—all as abstracts and many in full text—spread out over some 400 major databases.

Even paying the standard \$2 per minute rate, I felt Dialog had been by far the fastest, cheapest, and the most reliable way I have ever found to do research. It's especially valuable when searching for information in fields that you know little about.

Dialog also offered a quarter-price late-evening service, but you had to subscribe to it on your own. And precious minutes could be gobbled up if you were not extremely careful with your keystrokes. And if things hung up, so did your bill.

Dialog has now turned its entire afterhours marketing to *CompuServe* that in turn has made it available to GEnie. Type DIALOG for access.

The really big breakthrough now is that there are no more by-the-minute Dialog charges. Instead, the setup is strictly cash and carry, with

NEED HELP?

Phone or write your **Hardware Hacker** questions to:

Don Lancaster
Synergetics
Box 809-EN
Thatcher, AZ 85552
(602) 428-4073

For fast PSRT access, modem
(800) 638-8369, then an HHH.
Then TX99005,SCRIPT.

sharply reduced prices. A search will typically cost \$2.50 if you find something, and \$1.50 if you don't.

The abstracts, in lots of ten, can cost a total of \$3. That's *thirty cents* per citation or abstract! Some complex searches cost more, but the prices are all sharply reduced from what they were before. Dialog also offers a *supersearch* feature, in which a few databases can be searched simultaneously. Hard copies and CD-ROM access is also available.

I've tried to list a few of the more hacker-useful Dialog databases in Fig. 1. I tend to use the INSPEC database from the IEEE a lot. It is strong in electronics, computers, and physics. Two similar databases you might want to check out are *MathSci* and *Compendex*.

But don't forget all the everyday stuff that is available from Dialog, including *Books in Print*, *Ulrich's Periodicals*, the *Encyclopedia of Associations*, and the good old *Thomas Registry of Manufacturers*.

Book Review Index —	Two million reviews of books and periodicals.
Books in Print —	Everything published by author, subject, title.
CA Search —	Ten million entry chemistry data base.
Career Placement —	Professional employment resumes.
Computer Database —	Full text of most computer magazines.
Conference Papers —	Offers 100,000 scientific and technical papers.
Current Contents —	Contents of leading scientific and tech journals.
Derwent World Patents —	Has six million worldwide patents.
Dialog Quotes —	Stock and option prices, delayed 20 minutes.
Dissertation Abstracts —	All advanced degree dissertations since 1861.
EI Compendex —	4500 engineering and technology journals.
Electric Power Database —	Commercial power R & D projects.
Encyclopedia of Associations —	Lists 81,000 organizations worldwide.
Energy Technology —	Database for the US Department of energy.
Federal Register —	Everything by the government printing office.
Foundation Directory —	Lists 32,500 organizations that give money away.
Geobase —	Geography, geology, and ecology data base.
INSPEC —	Physics, electronics, and computing data base.
Magazine Index —	Covers 500 popular magazines.
Mathsci —	Abstracts for math, computers, and statistics.
Microcomputer Index —	Articles from 50 microcomputer journals.
NTIS —	National technical information service database.
Peterson's College Database —	Complete guide to US colleges.
Publisher's and Distributors —	Who publishes what, when, and where.
Scisearch —	Multidisciplinary index to science and technology.
Thomas Register —	Directory of all manufacturers of everything.
Ulrich's Periodicals —	Lists 100,000 publications in all fields.
U.S. Patent Abstracts —	A complete patent repository.

Fig. 1—THE DIALOG INFORMATION SERVICE is newly available on a low-cost, cash-and-carry basis. Of its 400+ databases, I use these the most.

Data transmission and compression

I've recently found some new ways to compress data quickly, simply, and cheaply, so, I thought we

might go over the fundamentals here.

The basic unit of data measure is the eight-bit *byte*. As many bytes as are needed are combined to create

**NEW FROM
DON LANCASTER**

HARDWARE HACKING

Incredible Secret Money Machine II	18.50
Hardware Hacker Reprints II or III	24.50
Blatant Opportunist Reprints	24.50
Resource Bin Reprints	24.50
The Case Against Patents	24.50
Ask The Guru Reprints I, II or III	24.50
CMOS Cookbook	24.50
TTL Cookbook	24.50
Active Filter Cookbook	24.50
Micro Cookbooks I or II	19.50
Lancaster Classics Library	119.50

POSTSCRIPT STUFF

PostScript Secrets (Ile/Mac/PC)	39.50
Book-on-demand resource kit	39.50
Intro to PostScript VHS Video	39.50
PostScript Beginner Stuff	39.50
PostScript Show & Tell	39.50
PostScript Cookbook (Adobe)	18.50
PostScript Ref. Manual II (Adobe)	29.50
PostScript Program Design (Adobe)	24.50
Type I Font Format (Adobe)	15.50
Acrobat Reference (Adobe)	24.50
LaserWriter Reference (Apple)	19.50
PostScript by Example (McGilton)	29.50
Real World Postscript (Roth)	22.50
PostScript Visual Approach (Smith)	22.50
Thinking in PostScript (Reid)	22.50
Undst PS Pgrmmg (Holtzgang)	29.50
The Whole Works (all PostScript)	349.50

FREE VOICE HELPLINE VISA/MC

SYNERGETICS
Box 809-FE
Thatcher, AZ 85552
(602) 428-4073

CIRCLE 205 ON FREE INFORMATION CARD

NAMES AND NUMBERS

Adobe Systems

1585 Charleston Road
Mountain View, CA 94039
(800) 833-6687
CIRCLE 363 ON FREE INFORMATION CARD

Aware, Inc

One Memorial Drive
Cambridge, MA 02142
(617) 577-1700
CIRCLE 364 ON FREE INFORMATION CARD

Batelle Pacific Northwest

Box 999, K6-54-Watts
Richland, WA 99352
(509) 372-4274
CIRCLE 365 ON FREE INFORMATION CARD

CompuServe

5000 Arlington Center Blvd
Columbus, OH 43220
(800) 848-8199
CIRCLE 366 ON FREE INFORMATION CARD

Dialog Information Services

3460 Hillview Avenue
Palo Alto, CA 94304
(415) 858-2700
CIRCLE 367 ON FREE INFORMATION CARD

F-P Display Electronics

55 Green Street
Clinton, MA 01510
(508) 365-9150
CIRCLE 368 ON FREE INFORMATION CARD

GENIE

401 N Washington Street
Rockville, MD 20850
(800) 638-9636
CIRCLE 369 ON FREE INFORMATION CARD

Hewlett-Packard

PO Box 10301
Palo Alto, CA 94303
(415) 857-1501
CIRCLE 370 ON FREE INFORMATION CARD

a total message, image, program, fax page, song, video field, or whatever you have in mind.

A byte can be sent all bits at once in *parallel* form, as is done through parallel printer ports or SCSI interfaces. Or a byte might be sent in *serial* form, one bit at a time, as is done through serial ports, *AppleTalk*, *Ethernet*, or MIDI links. *UART* hardware or *SCC* software converts from parallel to serial and back.

Any 8-bit byte has 256 possible states. If all of the states are needed for the data itself, the data is said to be in a *binary* format. If, instead, the data represents text, it is usually in an *ASCII* format.

The *ASCII* character code appears in Fig. 2. *ASCII* was originally only seven bits long and corresponded to 128 possible states. Thirty-two of them were reserved mostly for the upper-case characters, another 32 for lower-case. Yet another 32 were set aside for numbers and punctuation, and a final 32 for "invisible" *control characters* for functions such as linefeeds, carriage returns, bells, end-of-file markers, tabs, or backspaces.

To convert *ASCII* into an 8-bit code, it is simply repeated twice. Once with the most (MSB) significant bit cleared to zero (called *low ASCII*) and once with the MSB set to a one (called *high ASCII*). Sometimes only *low ASCII* actually is

		LOWER HEX VALUE															
		-0	-1	-2	-3	-4	-5	-6	-7	-8	-9	-A	-B	-C	-D	-E	-F
UPPER HEX VALUE	0-	NUL	SOH	STX	ETX	EOT	ENQ	ACK	BEL	BS	HT	LF	VT	FF	CR	SO	SI
	16	17	18	19	20	21	22	23	24	25	26	27	28	29	30	31	
	1-	DLE	DC1	DC2	DC3	DC4	NAK	SYN	ETB	CAN	EM	SUB	ESC	FS	GS	RS	US
	32	33	34	35	36	37	38	39	40	41	42	43	44	45	46	47	
	2-	SP	!	"	#	\$	%	&	'	()	*	+	,	-	.	/
	1040	1041	1042	1043	1044	1045	1046	1047	1050	1051	1052	1053	1054	1055	1056	1057	
	3-	0	1	2	3	4	5	6	7	8	9	:	;	<	=	>	?
	1060	1061	1062	1063	1064	1065	1066	1067	1070	1071	1072	1073	1074	1075	1076	1077	
	4-	@	A	B	C	D	E	F	G	H	I	J	K	L	M	N	O
	1100	1101	1102	1103	1104	1105	1106	1107	1110	1111	1112	1113	1114	1115	1116	1117	
	5-	P	Q	R	S	T	U	V	W	X	Y	Z	[\]	^	_
	1120	1121	1122	1123	1124	1125	1126	1127	1130	1131	1132	1133	1134	1135	1136	1137	
	6-	a	b	c	d	e	f	g	h	i	j	k	l	m	n	o	
	1140	1141	1142	1143	1144	1145	1146	1147	1150	1151	1152	1153	1154	1155	1156	1157	
	7-	p	q	r	s	t	u	v	w	x	y	z	{		}	~	DEL
	1160	1161	1162	1163	1164	1165	1166	1167	1170	1171	1172	1173	1174	1175	1176	1177	
8-	NUL	SOH	STX	ETX	EOT	ENQ	ACK	BEL	BS	HT	LF	VT	FF	CR	SO	SI	
128	129	130	131	132	133	134	135	136	137	138	139	140	141	142	143		
9-	DLE	DC1	DC2	DC3	DC4	NAK	SYN	ETB	CAN	EM	SUB	ESC	FS	GS	RS	US	
1220	1221	1222	1223	1224	1225	1226	1227	1230	1231	1232	1233	1234	1235	1236	1237		
A-	SP	!	"	#	\$	%	&	'	()	*	+	,	-	.	/	
1240	1241	1242	1243	1244	1245	1246	1247	1250	1251	1252	1253	1254	1255	1256	1257		
B-	0	1	2	3	4	5	6	7	8	9	:	;	<	=	>	?	
1260	1261	1262	1263	1264	1265	1266	1267	1270	1271	1272	1273	1274	1275	1276	1277		
C-	@	A	B	C	D	E	F	G	H	I	J	K	L	M	N	O	
1300	1301	1302	1303	1304	1305	1306	1307	1310	1311	1312	1313	1314	1315	1316	1317		
D-	P	Q	R	S	T	U	V	W	X	Y	Z	[\]	^	_	
1320	1321	1322	1323	1324	1325	1326	1327	1330	1331	1332	1333	1334	1335	1336	1337		
E-	a	b	c	d	e	f	g	h	i	j	k	l	m	n	o		
1340	1341	1342	1343	1344	1345	1346	1347	1350	1351	1352	1353	1354	1355	1356	1357		
F-	p	q	r	s	t	u	v	w	x	y	z	{		}	~	DEL	
1360	1361	1362	1363	1364	1365	1366	1367	1370	1371	1372	1373	1374	1375	1376	1377		

Fig. 2—THE ASCII CHARACTER CODE. Since *ASCII* is really a seven bit code, it repeats twice in 8-bit space. The "high *ASCII*" area can alternately be unused, a different character set, graphic plotting commands, internal machine flags, or additional special symbols. Hex, decimal and octal values are shown.

used. Other times, the high *ASCII* area might be reserved for an *alternate character set*, for *graphics*

commands, or for *extensions* for characters such as bullets, em dashes, or ellipses.

Gaining transparency

There is a thorny problem in using *ASCII* communications for data transmission. The channel is often *non-transparent*, which means that certain characters (such as carriage returns) are used for system purposes. Nearly all standard serial communication is *non-transparent*.

Should a random byte in a transmitted image have the same code as an end-of-file or other reserved character, you could end up in deep trouble.

The newer and better data-communications systems are totally *transparent*, and do not place any restrictions on the meaning that any byte can have. Examples of transparent data communications are *AppleTalk*, *SCSI*, and *EtherNet*.

Many older communication sys-

Home Power

PO Box 130
Hornbrook, CA 96044
(916) 475-3179
CIRCLE 371 ON FREE INFORMATION CARD

Iterated Systems

5550A Peachtree Pkwy #650
Norcross, GA 30092
(404) 840-0310
CIRCLE 372 ON FREE INFORMATION CARD

Mahantango Manor

Hickory Corners Road
Dalmatia, PA 17017
(717) 758-8000
CIRCLE 373 ON FREE INFORMATION CARD

John Reese

Rt 1, Box 1551
Sautee, GA 30571
(706) 865-5495
CIRCLE 374 ON FREE INFORMATION CARD

Roberts Electric

311 N Morgan Street
Chicago, IL 60607
(312) 829-1365
CIRCLE 375 ON FREE INFORMATION CARD

Sharp

5700 NW Pacific Rim Blvd
Camas, WA 98607
(800) 642-0261
CIRCLE 376 ON FREE INFORMATION CARD

Stirling Machine World

1823 Hummingbird Court
West Richland, WA 99352
(509) 967-5032
CIRCLE 377 ON FREE INFORMATION CARD

Synergetics

PO Box 809
Thatcher, AZ 85552
(602) 428-4073
CIRCLE 378 ON FREE INFORMATION CARD

Escape codes –	Reserves another character such as an escape or a "\". This "breakout" allows single problem characters to be sent as two non-problem ones.
Octal definitions –	Replaces problem characters as they occur with their four byte octal equivalent. Can become ungainly if used too often.
XMODEM comm –	Temporarily disables all special characters long enough for a fixed number of binary bytes to be sent. A standard for BBS uploads.
Hex-ASCII pairs –	Each binary byte is converted into a hex pair of printing ASCII characters. Doubles file size and transmission times.
ASCII-85 coding –	Each group of four binary bytes is converted into a new group of five print-only ASCII characters. Increases file size by 20 percent.
True transparency –	The channel is replaced with a better one that has no character reservations. Such as SCSI, EtherNet, AppleTalk, or other LAN systems.

Fig. 3—SOME TRANSPARENCY SCHEMES that let you send unrestricted binary data over a communication channel that reserves one or more ASCII codes.

Run length coding –	Replaces identical repeats with which byte to repeat how often. Used for black and white font bitmaps. Otherwise limited. Lossless.
FAX compression –	A variation on run length encoding for business letters and other "large white area" uses. Also known as the CCITT format. Lossless.
LZW compression –	The standard used for disk compaction. Offers a 2:1 to 3:1 reduction of most data forms. Noise sensitive because of low redundancy. Lossless.
DCT compression –	Uses the Discrete Cosine Transform to offer lots of compression for images and still video. Has "tiling" artifacts. Lossy.
JPEG and MPEG –	JPEG is just the most popular form of the DCT. MPEG adds motion estimation and differencing for movies and full motion video. Lossy.
Wavelets –	An improvement on DCT that has fewer artifacts and computes faster with simpler hardware and fewer tiling artifacts. Lossy.
Fractal math –	Front end intensive method that offers dramatic compression ratios of 1000:1 and beyond. Best for CD ROM image distribution. Lossy.
PostScript –	A general purpose computing language that uses extremely sparse data sets. Can greatly reduce the size of all graphic data. Lossless.

Fig. 4—HERE IS A SUMMARY of most of the more popular data-compression schemes in use today.

tems allow only non-transparent data, which means that you'll have to pull some sneaky "tricks" to send transparent data over them.

We can call all these methods *transparency ploys*. Several are shown in figure three.

One simple method is *character*

substitution. Here, an escape character or a reverse slash changes the meaning of a single character. You could also use an *octal notation* where any problem characters are replaced with, say, a reverse slash and the octal code of the problem characters.

Since the octal codes are all digits from 0-7, they can be routed over any non-transparent channel as print-only characters. For instance, a \67 should print as a "●" bullet in many *PostScript* systems.

Another trick is to make the communication channel transparent temporarily. That is the way that XMODEM and its improved offspring lets you upload full binary data to BBS systems or through E-mail. *PostScript* uses its *binary encodings* in a similar scheme. Total cooperation of sender, sendee, and the communication channel is mandatory here.

A more general solution is called *hex format*. In hex format, each byte is broken into a high 4-bit sub-byte plus a low 4-bit sub-byte. Each sub-byte should have only sixteen possible values. Thus, it could be coded as the digits 0-9 and the letters A-F, and then sent out as printing characters. For instance, the letter A is ASCII coded as \$61 or hex coded as \$4641.

Hex format is easy and simple. Its obvious penalty is that it *doubles* the number of characters stored or sent. Everything takes twice as much storage space and takes twice as long to send—just what you don't want.

A more subtle route is ASCII-85. In ASCII-85, binary bytes are grouped by fours, and each group of *four* bytes are sent as a group of *five* printing characters. Only the printing characters from \$AK through u are needed. In essence, ASCII-85 is a base-85 numbering system.

ASCII-85 sounds horrible. And it looks even worse on screen. But it is fairly simple to do and offers only a 20 percent transmission penalty for a full transparency.

Compression fundamentals

Data compression is used to shorten a message so that it can be stored in less space, sent in less time, or transmitted over some nar-

MAGIC RESOURCES

Biscayne Magic

1680 NE 123rd Street
North Miami, FL 33181
(305) 891-7224

CIRCLE 349 ON FREE INFORMATION CARD

Collector's Workshop

Rt 1, Box 113A
Middleburg, VA 22117
(703) 687-6476

CIRCLE 350 ON FREE INFORMATION CARD

Cosmar Magic

6765 El Banquero Place
San Diego, CA 92119
(619) 287-3706

CIRCLE 351 ON FREE INFORMATION CARD

Fantasio Magic Products

1002 Country Club Prado
Coral Gables, FL 33134
(305) 264-3321

CIRCLE 352 ON FREE INFORMATION CARD

Flosso/Hornmann Magic Shop

45 West 34th Street #607
New York, NY 10001
(212) 279-6079

CIRCLE 353 ON FREE INFORMATION CARD

Guaranteed Magic

27 Bright Road
Hatboro, PA 19040
(215) 672-3344

CIRCLE 354 ON FREE INFORMATION CARD

Hank Lee's Magic Factory

PO Box 789
Medford, MA 02155
(617) 482-8749

CIRCLE 355 ON FREE INFORMATION CARD

Louis Tannen, Inc

6 West 32nd Street
New York, NY 10001
(212) 239-8383

CIRCLE 356 ON FREE INFORMATION CARD

Magic, Inc

5082 Lincoln Avenue
Chicago, IL 60625
(312) 334-2855

CIRCLE 357 ON FREE INFORMATION CARD

Magical Moments

1265 University Drive
Coral Springs, FL 33071
(305) 755-8586

CIRCLE 358 ON FREE INFORMATION CARD

Owen Magic Supreme

734 N McKeever Avenue
Azusa, CA 91702
(818) 969-4519

CIRCLE 359 ON FREE INFORMATION CARD

Patry Magic Productions

62 Washington Manor
West Haven, CT 06516
(203) 932-9586

CIRCLE 360 ON FREE INFORMATION CARD

Society of American Magicians

PO Box 510260
St Louis, MO 63151
(314) 846-5659

CIRCLE 361 ON FREE INFORMATION CARD

Stevens Magic Emporium

3238 East Douglas
Wichita, KS 67208
(316) 683-9582

CIRCLE 362 ON FREE INFORMATION CARD

rower bandwidth channel. There are two penalties inherent in data compression: One is the time and effort needed to compress and uncompress. The second is that a compressed message inherently has less redundancy. Any errors in compressed data are likely to do bad damage, some of it unfixable.

A third "feature" of compression is that the compressed information is no longer human-readable.

There are many different types of data compression schemes which are popular today. Each one has its strengths and weaknesses. Each one will work very well for its intended use. And will perform poorly (even expanding the data!) for other uses. I've listed some of the more popular data compression schemes in Fig. 4.

Any data compression scheme is

lossless if you can always get back exactly what you started out with. Obviously, electronic funds transfer and computer programs must pick a lossless compression scheme. A compression scheme is lossy if you get back only roughly what you started with. It would be useful for instance, in the tapioca-pudding scene in *Godzilla vs. the Night Nurses*. Your average couch potato won't spot a misplaced pixel or two.

Lossy data compression schemes can offer much higher compression ratios with a selected quality tradeoff. This is especially important in full motion video or when sending HDTV over a limited channel bandwidth.

Let's try to capture the flavor of a few compression schemes...

Run-length encoding. Run-length encoding works best with

FREE

Electronics & Computer Software
Education Catalog

*Fast-Track Individual Learning Programs
*State-of-the-Art Classroom Courses
*The Best Values in Electronics Education

New

Career-Level Courses
Personal Computer Servicing
TV and VCR Servicing

New

Computer-Aided Instruction

DC & AC Electronics
Semiconductors
Electronic Circuits

The stunning animations, hypertext glossary, and easy-to-understand text make learning electronics a breeze...and fun!

Learn the easy and affordable way from the Masters in Electronics Training - **Heathkit**®. From Basic Electricity to Advanced Microprocessor Applications and more, Heathkit will provide you with an unparalleled learning experience at a fraction of the cost of other programs.

Heathkit®

Educational Systems

For your FREE Catalog, call
Toll-Free 1-800-44-HEATH
please mention this code when calling 020-015

CIRCLE 86 ON FREE INFORMATION CARD

Learn VCR repair at home!

MAKE GOOD MONEY IN YOUR
OWN FULL- OR PART-TIME JOB



Professional-level home study course. You will master easy-to-learn, high-profit repairs *without* investing in high-tech instruments or a costly workshop. Want more independence and higher income? Send or call today!

Free career literature:
800-223-4542

Name _____ Age _____
Address _____ Phone (____) _____
City _____ State _____ Zip _____

The School of VCR Repair
6065 Roswell Road
Dept VM342, Atlanta, Georgia 30328

CIRCLE 177 ON FREE INFORMATION CARD



```

% DCT compress a file and then ASCII85 encode it...

/sourcefilename (lena.histo.1) def          % name source file
/targetfilename (lena.histo.dct.ascii85.1) def % name target file
sourcefilename (r) file /source exch def    % open source file
targetfilename dup status {pop pop pop pop % delete old target
deletetfile}{pop} ifelse
targetfilename (w) file /target exch def    % open target file
5 dict dup /DCTdict exch def begin         % open work dictionary

save mark {                                % start main loop
  /Rows 192 def                             % height in pixels
  /Columns 256 def                          % width in pixels
  /Colors 1 def                             % one for b/w
  /buf Columns Colors mul string def        % open work buffer
  target /ASCII85Encode filter /midtarget exch def % define filters
  midtarget DCTdict /DCTEncode filter
  /filtertarget exch def

  Rows {filtertarget source buf readstring pop % read-filter-write
writestring} repeat
  filtertarget closefile
  midtarget closefile
  target closefile
} stopped {handleerror} if cleartomark restore % end main loop
end                                          % close dictionary

```

Fig. 5—THIS DCT-COMPRESSED "LENA" IMAGE shows you how easy it is to do data compression in PostScript. The final fully transparent file size is 7K!

font bitmaps and monochrome graphics. It is lossless, and is especially good on data that contains long repeats of identical characters. A string of identical characters is replaced with codes for "repeat this character this many times."

Fax compression. This one is also called the CCITT format and is really a variation on run-length encoding. It is also lossless, and it is useful for sending monochrome documents with lots of white space—such as business letters.

Fax compression, in general, performs poorly on other data types. See application note No. 5115 from Adobe Systems for direct comparison of all major compression schemes. The title is *Supporting Data Compression in PostScript level II*.

LZW compression. LZH (short for Lempel-Ziv-Welch) is the standard for disk compaction. It is a totally lossless scheme that usually offers a 2:1 to 3:1 compression ratio.

DCT compression. DCT (direct cosine transform) compression is lossy, but it gives high compression for pictures and still video images. High quality compressions beyond 10:1 are typical. It can go beyond 30:1 with a modest loss of image quality. Resulting pictures can show objectional tiling artifacts, and the transform can be slow.

JPEG and MPEG. JPEG is simply another name for the most popular version of the DCT, as is used by the *Joint Photographic Expert Group*. It is often best for still images. MPEG by the *Moving Pic-*

tures Expert Group is an extension of JPEG that allows significant squashing of full motion video and HDTV. It does that by overlaying *differencing* and *motion estimation*.

The MPEG compression results have proved to be impressive. MPEG should lead to full length videos on CD-ROM and the sending of HDTV over standard TV broadcast channels.

Wavelet compression.

Wavelet compression is a stunning improvement over the DCT scheme. It eliminates many visual artifacts, can be coded more compactly, offers higher compression, and can execute faster. One champion of this new technology is *Aware*, which has lots of reprints and application notes available.

Fractal compression.

Fractal compression is a unique and totally maverick new approach. For certain images, it offers compressions in the 1000:1 to 10,000:1 range. While a lot of front-end effort is required to squash an image, ordinary software can rebuild the images quickly—even as animation. Fractal compression is particularly useful for placing scads of stand-alone visual images on CD-ROM. The leader in this compression technology is *Iterated Systems* with its P-OEM process. See *FRACTFERN.PS* for a classic example.

PostScript.

Few people realize that the PostScript language itself can be a uniquely powerful data compressor. This is true because of the sparse data sets normally used to create all PostScript page descriptions.

For instance, a scanned logo might need a half megabyte of file space if stored in one of the primitive "cuneiform and clay tablet" coding schemes used by early PC and Mac graphic programs. A far higher quality and faster executing version of the same logo can often be done in raw PostScript in as little as a few hundred bytes.

Compared to fax, typical pages in PostScript are much more compact, can be transmitted much faster, and offer "camera-ready" typeset quality. I cannot fathom why anyone would ever use fax for anything. I certainly don't.

Powerful new tools have been

added to PostScript recently to make it an even better data compressor. They include Adobe's *Distillery* program and *Acrobat* document system plus my own triple distilling routines. Much more on using these tools appears in the *PostScript Reference Manual II* "red book."

The obvious next question is how can you go about...

Compressing data

Any PostScript level II printer has built-in *filter* routines that let you encode or decode most compression schemes quickly and cheaply. Others filters can be added easily. Filters can even be layered on top of each other. As I've mentioned a time or three in the past, PostScript is a superb hacker's general-purpose computing language. It is also the simplest and fastest way to get started doing your own data compression work.

A sample program for PostScript DCT (or JPEG) data compression is shown in Fig. 5. It takes a disk-based binary format image and then DCT encodes it. After that, the data is made transparent by ASCII-85 filtering.

The results are fairly impressive. What starts as a 49-kilobyte binary file or a 98-kilobyte hex file becomes a 7-kilobyte file that can be sent over a non-transparent channel. Over transparent channels, the file could be as small as 5 kilobytes!

The differences in image quality are quite hard to spot, and are "good enough" for many desktop publishing jobs. Custom adjustments can be made for critical uses. Squash time is a few seconds.

We have a few suitable test images up on PSRT if you can't find your own. There are also examples there on how to do your own data compression filtering quickly and simply. In particular, see the following files:

LENA.PS
HACK56.PS
HACK69.PS
STR2FILE.PS
LENAHIST.PS
IMAGEKIT.PS
MANDRILL.PS
STARTUP.PS
SPEEDUP.PS

Alternators as steppers

In several past issues and in *Hardware Hacker* reprints of them, we have seen how plain old car alternators can be converted into power steppers. A few files on this topic also appear on *GENie* PSRT.

A new "down homey" video is now available that clearly shows you how to use car alternators as steppers in a humongous automated sign-routing machine. In its spare time, the same beast can create fancy and precision CAD/CAM parts for a weaving loom—heddles for example. Everything can be done totally homebrew at ultra low cost, with "found" materials. The video is \$19.50 and is available from *John Reese*.

Magic resources

If the technology is advanced enough, it looks like magic. And I guess many Hardware Hackers see themselves as magicians of one sort or another. Except that hackers use new technology in place of the more traditional deception, distraction, and disorientation available.

My favorite "magic" trick is to put a photocell beside a lightbulb in a positive feedback loop. You can then "light" your lamp with a match. And then blow the light out. On the first try, use a gentle puff. On the second, you puff harder. And, of course, on the third try, you'll cup your hands around the lamp (blocking the optical feedback path) and big-bad-wolf it.

For our totally different resource sidebar this month, I thought we would list a few of those hard-to-find magazines and suppliers where real magicians go to buy their wands, top hats, rabbits, and whatever. There's certainly a lot of oddball stuff here. Some of it uniquely hackable.

New tech lit

From *Hewlett-Packard*, a fat new *Optoelectronic Designers Catalog* is available. It includes LED displays and optocouplers, along with bar code devices, fiberoptic communication, and robotic shaft encoders. From *Sharp*, a new bound collection of *Application Notes* on integrated circuits, liquid-crystal displays, RF components, and optoelectronics.

More information on Stirling heat engines appears in *Stirling Machine World*, which also carries several books and software items on the topic.

Michael Hackleman's *Alternative Transportation News* has become a new feature section of *Home Power Magazine*. There is plenty here on homebrew electric vehicles.


A good source for surplus hydraulic parts is *Roberts Electric*. Ultra-large alphanumeric displays that use "flip disk" technology are available from *F-P Electronics*.


Classic phone parts and replicas are offered by *Mahantango Manor*. These include 1907 *Farmer's Line Sets* in real quarter-sawn oak boxes.

A pair of unique and free product development resources is offered by *Batelle Pacific Northwest*: One is the *Inventor Assistance Source Directory*. The other the *Prototype Development Assistance Providers* list. But do not contact anyone on the second list unless your new product is already well into its third-party advanced beta testing stage, or you are willing to pay the industry standard development rates.


More on product-development topics also appears in *Midnight Engineering*. Speaking of that subject, I've gathered all of my previous columns from that magazine together into my *Blatant Opportunist* reprints. Technical innovation, new resources, product development, self-publishing, and hackable new concepts are covered. See my nearby *Synergetics* ad for more information on these.

The usual reminder here that I've listed most of the companies mentioned in this column in two sidebars, *Magic Resources* for the magician items, and *Names and Numbers* for everything else. ☺








1367P \$29.95
Softcover




3627P \$19.95
Softcover




037603H-XXX \$59.50
Counts as 3




3485H \$27.95




2790P \$15.95
Softcover




4075P \$17.95
Softcover




4076H \$27.95




3739H-XX \$39.95
Counts as 2



4089P \$18.95
Softcover



4110H \$27.95




3258P \$19.95
Softcover




3975H \$29.95




3274H \$25.95



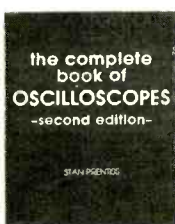
3672P \$18.95
Softcover



10018H-XX \$39.50
Counts as 2



3044P \$12.95
Softcover




3825P \$16.95
Softcover




3922P \$17.95
Softcover




3107P \$18.95
Softcover




3700H-XX \$36.95
Counts as 2




3122P \$21.95
Softcover



2613P \$18.95
Softcover




3677H-XX \$34.95
Counts as 2



3632P \$10.95
Softcover



4111H \$27.95




4227H \$24.95

Select any 5 books for only \$4⁹⁵

Plus get 1 book FREE upon prepayment

When you join the **ELECTRONICS BOOK CLUB®**

(values up to \$173.70)




3777H-XX \$32.95
Counts as 2




3576P \$14.95
Softcover



3660H-XX \$32.95
Counts as 2




2800P \$17.95
Softcover



4122H-XX \$36.95
Counts as 2




3457P \$19.95
Softcover



1604P \$17.95
Softcover



4179H \$27.95




4209H \$29.95



ELECTRONIC COMPONENTS


A Complete Reference for Project Builders



TROUBLESHOOTING AND REPAIRING AUDIO & VIDEO CASSETTE PLAYERS & RECORDERS

A Complete Reference for Project Builders


3671P \$18.95
Softcover




1938H-XXX \$60.00
Counts as 3



3711P \$19.95
Softcover



2880P \$15.95
Softcover



4061P \$9.95
Softcover

If coupon is missing, write to:
Electronics Book Club, Blue Ridge Summit, PA 17294-0810

As a member of the Electronics Book Club...

... you'll enjoy receiving Club bulletins every 3-4 weeks containing exciting offers on the latest books in the field at savings of up to 50% off of regular publishers' prices. If you want the Main Selection do nothing and it will be shipped automatically. If you want another book, or no book at all, simply return the reply form to us by the date specified. You'll have at least 10 days to decide. And you'll be eligible for **FREE BOOKS** through our Bonus Book Program. Your only obligation is to purchase 3 more books during the next 12 months, after which you may cancel your membership at any time.

A shipping/handling charge and sales tax will be added to all orders. All books are hardcover unless otherwise noted. If you select a book that counts as 2 choices, write the book number in one box and XX in the next. If you select a Counts as 3 choice, write the book number in one box and XXX in the next 2 boxes. (Publishers' Prices Shown) ©1993 EBC

Your most complete and comprehensive source for the finest electronics books

ELECTRONICS BOOK CLUB®

Blue Ridge Summit, PA 17294-0810

YES! Rush me the following titles, billing me just \$4.95 (plus shipping/handling & sales tax). Enroll me as a member of the **Electronics Book Club** according to the terms outlined in this ad. If not satisfied, I may return the books within 10 days for a full refund and my membership will be cancelled. I agree to purchase just 3 more selections at regular Club prices during the next 12 months and may resign anytime thereafter.

Code #'s of my books for \$4.95

If you select a book that counts as 2 choices, write the book number in one box and XX in the next. If you select a Counts as 3 choice, write the book number in one box and XXX in the next 2 boxes.

Bill me (FREE book not available with this payment option.)

SPECIAL OFFER! Prepay your order by check, money order, or credit card and receive a 6th book of your choice FREE.

YES! I want the FREE BOOK indicated below. My introductory payment of \$4.95 plus \$4.95 shipping/handling* and applicable sales tax is enclosed.

Code # of my FREE book:

Shipping & handling charges

Check or money order enclosed made payable to: McGraw-Hill, Inc.

Please charge my: VISA MasterCard American Express Discover

Acct. No. _____ Exp. Date _____

Signature _____ (required on all credit card orders)

Name _____

Address/Apt.# _____

City/State _____

Zip _____ Phone _____

Offer valid for new members only, subject to acceptance by EBC. U.S. orders are shipped 4th Class Book Post. Canada must remit in U.S. funds drawn on U.S. banks. *Canadian orders are shipped International Book Post—add \$9.25 shipping/handling. Applicants outside the U.S. and Canada will receive special ordering instructions. A shipping/handling charge & sales tax will be added to all orders. ©1993 EBC

RE1193C

November 1993, Electronics Now

AUDIO UPDATE

The CD Decade

LARRY KLEIN

In the late 1970's, Philips was hard at work on what was to become today's digital compact disc. As early as 1974, I predicted the eventual appearance of a dual-purpose disc player that could deliver high-quality digital sound and/or a video picture. Such units are now available from several manufacturers. Philips, however, apparently thought it best to concentrate on separate audio and video players with the idea that a single-purpose audio disc would enjoy a better market reception than a dual-purpose unit. They were right, of course.

In October 1979, Sony and Philips formally exchanged video and digital-audio patents, and the digital compact disc was off and running. Perhaps "running" is not the correct word, because the hardware difficulties to be overcome in its development were daunting, to say the least.

I spent several days at the 1981 Japan Audio Fair in Tokyo during my sixth not-quite-annual visit to Japan. In 1981, no less than 20 companies displayed CD players, but only a half dozen or so were actual working models. The rest were either units that the manufacturers couldn't get functioning in time for the show or simply empty shells demonstrating their interest and good intentions to produce players.

On a previous visit, I had also discovered that the few working prototype CD players invariably were connected by a cable to an under-the-table, foot-locker size electronics package. The electronics required by the CD player simply could not fit into the cassette-deck size housing. In 1981 Sony provided the solution in the form of its recently developed large-scale integrated circuits for CD. The magnitude of Sony's development was evident in its "before and after" display. The "before" configuration included three PC boards, each approximately 12 x 5 inches, edge-to-

edge with ICs. In the "after" version, each board had been condensed into one LSI chip. I was knocked out by the investment in engineering development time and yen embodied in such an accomplishment. Obviously, Sony was committed to the CD for the long haul. Incidentally, at the time the official agreed-upon name for the new format—in Japan, at least—was compact digital audio disc, or C-DAD, or simply DAD.

CD intro

The official CD introduction date was 1983. I must admit that I had mixed feelings about CD at the time. I was impressed by the technology and its potential, but appalled by the cost of development and what it would take to amortize it. I predicted that the new \$1000-plus players would sell like crazy when first introduced, but that once the first-on-the-block, cost-no-object gadgeteers and audiophiles bought their 50,000 or so units, sales would tumble rapidly and take years, if ever, to recover.

In my analysis, I forgot two things. As I said earlier, Japanese companies, unlike most of their U.S. counterparts, are in for the long haul and are willing to cut prices substantially to move their products. They are willing to forego immediate profits for potential long-term gains. (Witness Sony's support of the Beta format years after it was clear that VHS was the winner.) And so, as CD-player sales fell, so did the prices.

For years, many U.S. industry experts, in personal conversation, agreed with my speculation that the Japanese were, at best, breaking even, or perhaps even losing money, on every CD player they sold.

Today the CD sales picture is far rosier, even considering the currently depressed global economic conditions. Worldwide, CD's have

gone from zero sales in 1982 to over a billion discs sold by 1991, the last year for which international figures are available. In the U.S.—despite the strapped economic times and the flagging stereo equipment sales—the CD-player marketplace grew 22% last year to 407 million units. In other words, people are still buying players, and those who own them intend to keep feeding them. And, incidentally, last year, for the first time, CD's outsold pre-recorded cassettes.

Nonsaturation

According to the Electronics Industries Association (EIA), about 42% of U.S. homes have a CD player of some type. Pundits compare this unfavorably to the 80% U.S. VCR saturation, and the much higher rate of CD ownership in Japan. However, comparing CD to VCR sales in the U.S., and American buying habits to those of the Japanese, is truly pointless.

For the past 20 years or so, the U.S. hi-fi trade organizations have constantly bemoaned the statistics of U.S. hi-fi ownership compared to those of Japan. Even before video, car stereo, and computers competed for the U.S. discretionary consumer-electronics dollar, the estimated 65% of U.S. music equipment owners compared unfavorably with the 85% saturation in Japan. I have no data to back it up, but my guess is that the 65% U.S. figure included a high percentage of junk equipment, whereas the Japanese stereo owners mostly had quality gear.

Over the years I've been quizzed frequently by both Japanese and Americans as to the reasons for that 15% difference. My best answer is based on both social and economic factors. Almost all the major audio-equipment manufacturers in Japan also make household appliances, industrial equipment, medical electronics, and so forth. If a Japanese

consumer is happy with his Hitachi rice cooker, vacuum cleaner, or washing machine, he is likely to seriously consider a Hitachi audio component. In other words, the brand names of audio-equipment manufacturers are a familiar part of Japanese life. Large Japanese industrial companies also encourage their employees with various savings plans and discount arrangements to invest in their "house brand" audio equipment. The result of all this has been the development of a large number of hard-core audiophiles plus a higher level of interest on the part of the general public.

CD costs

Unlike the situation with conventional record players where, by and large, the more you paid the better they got, even the cheapest CD players provide excellent quality. Player costs have probably come down about as low as they are going to get. I've seen units advertised for slightly over \$100.

I still don't understand the economics of player pricing. They are not like memory ICs whose cost per unit falls radically with time and sales because the inherent "parts" cost is insignificant to start with. CD players are crammed with precision-made mechanical parts that, it seems to me, are going to continue to keep the prices from going any lower. I'm grateful—and so should the rest of you be—that the prices of CD players have fallen as far down as they have.

Disc prices, on the other hand, have not fallen significantly from the 1983 initial introductions at \$15 to \$20. Interestingly, during a 1981 report on a visit to Denon's Tokyo recording studio, I quoted an engineer who said that, unlike the situation with CD players, the cost of the disc itself would not come down substantially with time. However, considering the effects of inflation and the significant rise in the yen with respect to the dollar, CD's are now something of a bargain. At least, if sales figures are an accurate indication, the music listening public seems to think so.

In any case, Happy Tenth Birthday to the Digital Compact Disc—and long may it rotate. Ω

DIVERSITY ANTENNA

continued from page 39

pass filter and an oscilloscope. Five millivolts of the pilot sub-carrier will ensure proper system operation.

Temporarily fasten the diversity circuit to the automobile dashboard with duct tape, but put a cardboard hood over the LED lamps so that they can be seen more easily in daylight. Take the system for a test drive. Ask a passenger to check the switching action by observing the three LEDs as you drive.

When you are satisfied that the diversity circuit works, mount it in under the dashboard where it cannot be seen by passengers in the front seat, but where you can see the illuminated LEDs by ducking your head down close to the seat. Because of the wide variations in the size and shape of the space available under auto-

mobile dashboards and the limited space available for mounting an electronics case, universal mounting directions cannot be given. After selecting an appropriate location where the input and output wires and cables are free of stress, you can clamp the package in position with an adhesive-backed plastic clamp, a strap that you fashion from plastic or light metal, or even duct tape.

Application precautions

It is possible that the diversity circuit will not work on automotive radio receivers that are more than about 20 years old because of their restricted audio bandwidth. Nevertheless, the prototype was tested on several different car radios with differing ages, and it worked satisfactorily on all of them. The circuit will work with most late-model stereo receivers because they typically have as much as 20-kHz audio bandwidth. Ω

Be a computer repair expert!

SELF-PACED, PROFESSIONAL-LEVEL HOME STUDY COURSE

This easy-to-follow, step-by-step course teaches you high-profit PC repairs, troubleshooting, servicing, upgrading, and installation. Increase your value—and your salary—as a computer expert where your work. Or make better money in your own business providing a much-needed service.

You need no high-tech electronics, no expensive instruments, and no fancy workshop. Over 90% of PC repairs involve simple, mechanical procedures or parts replacement using ordinary hand tools.

Professional-level, one-on-one instruction. Study at your own pace, in the comfort of your home, under the guidance of seasoned PC experts.

**Free literature:
call 800-223-4542**

Name _____ Age _____

Address _____ Phone () _____

City _____ State _____ Zip _____



The School of PC Repair

6065 Roswell Rd., Dept. JM342, Atlanta, GA 30328

across 5.6-kilohm emitter resistor R3. Because the emitter and collector currents of Q1 are approximately equal, the same voltage appears across 5.6-kilohm resistor R4. This sets Q1's collector at a quiescent value of two-thirds of the supply voltage. Emitter resistor R3 is AC-decoupled through C1, giving the circuit a voltage gain of 46 dB for AC signals.

Circuit variations

Figure 14 shows how the Fig. 13 circuit can be modified to give a fixed voltage gain of about 10. The operation of these circuits depends on a characteristic of common-emitter amplifiers: voltage gain equals the collector load-impedance value divided by the effective emitter-impedance value.

In Fig. 13, the effective emitter impedance equals that of the internal base-emitter junction; both equal 25 ohms at 1 milliampere. Thus this circuit has a voltage gain of about 200.

By contrast, in Fig. 14, resistor R3 is decoupled by series-connected capacitor C2 and resistor R5. Therefore, the AC emitter impedance equals the internal junction value in series with the equivalent parallel values of R3 and R5. This becomes about 560 ohms, yielding a voltage gain of about 10. Different gain values can be obtained by changing the value of R5.

Figure 15 is a simple variation of Fig. 14. In this circuit, R3 is not decoupled, and its impedance equals the value of R4. This gives the circuit a unity voltage gain. As a result, two unity-gain output signals are available: The collector output 1 is 180° out-of-phase with the input signal, but the emitter output 2 is in phase with the input signal. The circuit is called a *unity-gain phase-splitter*.

Figure 16, a variation of Fig. 11, offers 46 dB of voltage gain between the base and collector of Q1 but feedback biasing resistor R3 is AC-shunted by R2, giving the circuit a base imped-

ance of about 500 ohms.

Resistor R1 is in series with the input signal and the base of Q1. As a result, R1 in conjunction with the 500-ohm base impedance, attenuates the signal between the Q1's input and base. The overall voltage gain of the circuit is about 10, or R2/R1.

Figure 17 shows how the circuit in Fig. 11 can be modified to give wideband performance by connecting direct-coupled Q2's emitter-follower stage between Q1's collector and the output terminal. Earlier, it was pointed out that the Fig. 11 circuit can have a theoretical maximum bandwidth of 1.5 MHz. Unfortunately, the shunting effect of stray output capacitance on R2 reduces that theoretical value to about 120 kHz. However, by buffering the output through Q2, these capacitive shunting effects can be reduced, and bandwidth can be extended to several hundred kilohertz.

High-gain circuits

A single-transistor common-emitter amplifier circuit cannot have a voltage gain that is significantly greater than 46 dB when it has a resistive collector load. If voltage gain higher than 46 dB is required, the circuit must have more than one transistor.

The circuit in Fig. 18 acts like a pair of direct-coupled common-emitter amplifiers. Transistor Q1's output is fed directly into Q2's base to give an overall voltage gain of about 6,150 or 76 dB. However, the upper frequency is limited to only about 35 kHz.

Feedback biasing resistor R4 is fed from Q2's AC-decoupled emitter, which "follows" the quiescent collector voltage of Q1, rather than Q1's collector directly. In addition, the bias circuit is effectively AC-decoupled.

Fig. 19 shows an alternative version of the circuit in Fig. 18 with an PNP output stage that offers the same performance as the Fig. 18 circuit.

The Fig. 20 circuit has a different method for obtaining a high voltage gain of about 2000 or 66 dB. Transistor Q1 is connected as a common-emitter

amplifier with a split collector load of R2 and R3. Transistor Q2, connected as a common-collector amplifier or emitter follower, feeds the AC output signal from Q1's collector back to the junction of resistors R2 and R3 through capacitor C3.

This feedback *bootstraps* the value of resistor R3 (see last month's article) so that it acts as a near-infinite impedance to AC signals, and Q1 produces high voltage gain. The bandwidth of this circuit is only about 32 kHz, but its input impedance is only 330 ohms.

Other voltage amplifiers

Figure 21, for example, shows a common-base amplifier that offers wideband response. It is biased as shown in Fig. 13. However, in the Fig. 21 circuit, the base is AC-decoupled through C1, and the input signal is applied to the emitter through C3.

The circuit has a very low input impedance that equals the impedance of the forward-biased internal base-emitter junction. That impedance has the same voltage gain as the common-emitter amplifier (about 46 dB), and there is no phase shift between the input and output waveforms.


Figure 22 is a *differential* amplifier or "long-tailed" pair. The two transistors share the common-emitter resistor R7 (the "tail"), and the amplifier's bias point can be adjusted by trimmer potentiometer R8 so that identical collector currents are conducted in both transistors. That condition means that the collector voltages are equal under quiescent conditions.

Transistors Q1 and Q2 interact through R7, the emitter "tail." The output signals available from both collectors are proportional to the *difference* (the differential voltage) between the two input signals. Therefore, if identical signals are applied at the two inputs, the circuit has a zero output.


Figure 23 is the circuit of Fig. 22 modified to become a phase-splitter. It will provide two output signals 180° out-of-phase from a single-ended input. □

Electronic Paperbacks at Special Prices

BP325—A CONCISE USER'S GUIDE TO WINDOWS 3.1 . . . \$7.95. Come to grips with Windows 3.1 in the shortest and most effective way. Learn how to manipulate Windows screens and DOS by Windows graphics interface. Master its word processor, Paintbrush and data base along with Notepad, Macro Recorder, PIF Editor, and Calculator.



BP311—AN INTRODUCTION TO SCANNERS AND SCANNING . . . \$7.95. Radio scanners have opened a realm of exciting radio listening. Understand radio wave propagation, types of transmissions, antennas, band assignments—the straight dope on what to hear and where to hear it! Comes complete with index, glossary of important terminology.



BP287—A REFERENCE GUIDE TO PRACTICAL ELECTRONICS TERMS . . . \$8.95. More than just a dictionary of practical electronics terms, the book goes a step further in getting down to fundamentals. A reference volume that can be read casually by a reader seeking knowledge.



BP248—TEST EQUIPMENT CONSTRUCTION . . . \$5.95. Details construction of simple, inexpensive, but extremely useful test equipment. AF Gen, Test Bench Ampl, Audio Millivoltmeter, Transistor Tester and six more.



BP267—HOW TO USE OSCILLOSCOPES AND OTHER TEST EQUIPMENT . . . \$6.95. Mastering the oscilloscope is not really too difficult. This book explains all the standard controls and functions. Other equipment is also described.



BP265—MORE ADVANCED USES OF THE MULTI-METER . . . \$5.95. Use these techniques to test and analyze the performance of a variety of components. Also see how to build add-ons to extend multi-meter capabilities.



BP256—INTRO TO LOUDSPEAKERS AND ENCLOSURE DESIGN . . . \$5.95. We explore the variety of enclosure and speaker designs in use today, so the reader can understand the principles involved.

BP298—A CONCISE INTRODUCTION TO THE MACINTOSH SYSTEM AND FINDER . . . \$6.25. If you have one of the popular Macintosh range of computers, this book is designed to help you get the most from it. Although the Mac's WIMP user interface is designed to be easy to use, much of it only becomes clear when it is explained in simple terms. All Macintosh computers are covered including the new "Classic" range.



BP299—PRACTICAL ELECTRONIC FILTERS . . . \$6.95. Presents a dozen filter-based practical projects with applications in and around the home or in the constructor's workshop. Complete construction details are included.



BP249—MORE ADVANCED TEST EQUIPMENT CONSTRUCTION . . . \$6.95. Eleven more test equipment construction projects. They include a digital voltmeter, capacitance meter, current tracer, etc.



BP309—PREAMPLIFIER AND FILTER CIRCUITS . . . \$6.95. Provides circuits and background info for a range of pre-amplifiers, plus tone controls, filters, mixers and more. All are high-performance circuits that can be built at a reasonable cost.




BP245—DIGITAL AUDIO PROJECTS . . . \$5.95. Practical circuits to build and experiment with. Includes A/D converter, input amplifier, digital delay line, compander, echo effect and more.



BP247—MORE ADVANCED MIDI PROJECTS . . . \$5.95. Circuits included are a MIDI indicator, THRU box, merge unit, code generator, pedal, programmer, channelizer, and analyzer.



BP257—INTRO TO AMATEUR RADIO . . . \$6.95. Amateur Radio is a unique and fascinating hobby. This book gives the newcomer a comprehensive and easy to understand guide to the subject.



BP303—UNDERSTANDING PC SOFTWARE . . . \$6.95. This book will help you understand the basics of various types of business software in common use. Types of software covered include word processors, spelling checkers, graphics programs, desktop publishing, databases, spreadsheets and utilities.



BP251—COMPUTER HOBBYISTS HANDBOOK . . . \$8.95. A wrapup of everything the computer hobbyist needs to know in one easy to use volume. Provides a range of useful reference material in a single source.



PCP115—ELECTRONIC PROJECTS FOR HOME SECURITY . . . \$10.00. 25 projects ranging from a single-door protection circuit that can be completed in an hour or two, to a sophisticated multi-channel security system. Each project is described in detail with circuit diagrams, explanations of how it works, instructions for building and testing, and how to adapt circuits to meet special requirements.



BP190—ADVANCED ELECTRONIC SECURITY PROJECTS . . . \$5.95. Includes a passive infra-red detector, a fiber-optic loop alarm, computer-based alarms and an unusual form of ultrasonic intruder detector.

BP235—POWER SELECTOR GUIDE . . . \$10.00. Complete guide to semiconductor power devices. More than 1000 power handling devices are included. They are tabulated in alpha-numeric sequence, by technical specs. Includes power diodes, Thyristors, Triacs, Power Transistors and FET's.

BP234—TRANSISTOR SELECTOR GUIDE . . . \$10.00. Companion volume to BP235. Book covers more than 1400 JEDEC, JIS, and brand-specific devices. Also contains listing by case type, and electronic parameters. Includes Darlingtons, transistors, high-voltage devices, high-current devices, high power devices.

BP117—PRACTICAL ELECTRONIC BUILDING BLOCKS—Book 1 . . . \$5.75. Oscillators, Timers, Noise Generators, Rectifiers, Comparators, Triggers and more.

BP195—INTRODUCTION TO SATELLITE TV . . . \$9.95. A definitive introduction to the subject written for the professional engineer, electronics enthusiast, or others who want to know more before they buy. 8 x 10 in.

BP179—ELECTRONIC CIRCUITS FOR THE COMPUTER CONTROL OF ROBOTS . . . \$7.50. Data and circuits for interfacing the computer to the robot's motors and sensors.

BP239—GETTING THE MOST FROM YOUR MULTIMETER . . . \$5.95. Covers basics of analog and digital meters. Methods of component testing includes transistors, thyristors, resistors, capacitors and other active and passive devices.

BP97—IC PROJECTS FOR BEGINNERS . . . \$5.50. Power supplies, radio and audio circuits, oscillators, timers, switches, and more. If you can use a soldering iron you can build these devices.

RADIO—100 RADIO HOOKUPS . . . \$3.00. Reprint of 1924 booklet presents radio circuits of the era including regenerative, neutrodyne, reflex & more.

BP42—SIMPLE LED CIRCUITS . . . \$5.50. A large selection of simple applications for this simple electronic component.

BP122—AUDIO AMPLIFIER CONSTRUCTION . . . \$5.75. Construction details for preamps and power amplifiers up through a 100-watt DC-coupled FET amplifier.

BP92—CRYSTAL SET CONSTRUCTION . . . \$5.50. Everything you need to know about building crystal radio receivers.

BP255—INTERNATIONAL RADIO STATIONS GUIDE . . . \$7.95. Provides the casual listener amateur radio DXer and the professional radio monitor with an essential reference work designed to guide him or her around the more than ever complex radio bands.

CHECK OFF THE BOOKS YOU WANT

ELECTRONIC TECHNOLOGY TODAY INC.
P.O. Box 240, Massapequa Park, NY 11762-0240

Name _____
Address _____
City _____ State _____ Zip _____

SHIPPING CHARGES IN USA AND CANADA

\$0.01 to \$5.00	\$1.50
\$5.01 to \$10.00	\$2.50
\$10.01 to \$20.00	\$3.50
\$20.01 to \$30.00	\$4.50
\$30.01 to \$40.00	\$5.50
\$40.01 to \$50.00	\$6.50
\$50.01 and above	\$8.00

SORRY No orders accepted outside of USA & Canada

Number of books ordered

Total price of merchandise	\$ _____
Shipping (see chart at left)	\$ _____
Subtotal	\$ _____
Sales Tax (NY State only)	\$ _____
Total Enclosed	\$ _____

All payments must be in U.S. funds

EN 193

LETTERS

continued from page 15

small (less than about four inches in diameter), there is usually not enough air motion to produce sufficient sound-pressure level at that low frequency, due to viscous losses for this small tube. The result is that the speaker response starts to roll off at the upper-frequency bump.

That characteristic certainly puts in doubt Mr. Freitag's comment that his speakers roll off at about 50 Hz with a cavity resonance 58 Hz—unless he has introduced input signal boost correction to offset that loss.

Freitag also says that rolloff below the cutoff frequency is 24, not 18, dB/octave. I'd like to direct him to page 244 of *Acoustics*, by Leo L. Beranek (McGraw-Hill). I would also have him read Oluf Jacobsen's article "Some Aspects of the Self and Mutual Radiation Impedance Concept With Respect to Loud Speakers" in the *Journal of the Audio Engineering Society*, Volume 23, No. 5.

On page 160 of *Acoustical Engineering*, by Harry F. Olson (Van Nostrand), there is a response curve of a reflex enclosure with no input signal equalization, at about a 19-dB/octave rolloff below resonance. I believe it could possibly be steeper than that shown if the port-cavity resonance is pushed to a lower frequency.

The efficiency of the reflex cabinet can be a few dB higher at port resonance than a sealed enclosure if the port area is large enough. That occurs because the larger port area can develop significant sound pressure level with low losses, but only at the port-cavity resonance.

The sealed enclosure is lossless at low-frequency resonance. Remember, the cavity is a reactance that stores energy, and the output is radiated into the surrounding air by the speaker. Nevertheless, Mr. Freitag is correct in saying that a ported system is susceptible to damage, particularly at the very low frequencies.

To sum up, the low-frequency resonance (and cutoff) of the sealed-enclosure speaker system can be

lowered by:

- Increasing the enclosure volume with no efficiency loss,
- Increasing the speaker's moving mass while accepting its loss in efficiency less above the cavity-speaker resonance.

Making a reflex cabinet larger or its port area smaller (and/or longer) will lower the port-cavity resonance. That resonance can be tuned below the speaker resonance to obtain lower output frequency. However, that port, in effect, looks like another speaker trying to radiate at those low frequencies. If it's too small, it can't generate any sound pressure level.—Dale B. Blackwell

COMBUSTIBLE GAS ALARM WARNING

The article "Combustible Gas Alarm" (*Electronics Now*, July 1993) was published with a warning disclaimer. That warning must be taken seriously. It's likely that anyone who would build that alarm has an actual or potential problem with combustible gas. My concern is that the reader will expect the alarm to operate reliably. The article text only discussed the sensor theory and its ability to detect various combustible gases in generalities.

My introduction to gas sensors took place when I worked as a product development engineer 20 years ago. I was assigned to the development of a reliable combustible gas alarm based on the TGS combustible-gas sensor, manufactured by Figaro Engineering Inc. of Japan.

At that time, several different versions of the sensor were offered. Several seemed very attractive to me, but I was aware of a serious problem. If the sensor element (or parts of it) were insufficiently heated, it took a long time for the sensor to stabilize so that it would give a reliable reading.

However, even when it was heated long enough, its sensitivity to common combustible gases was not uniform. That characteristic caused false alarms in the presence of some weak gases, and there was no alarm in the presence of other gases at dangerously high levels of concentration.

However, if the semiconductor sensor element were overheated, it

stabilized quickly and its sensitivity improved, but it had a useful life measurable in only tens of hours. Moreover, the sensor suffered permanent loss of sensitivity after a single exposure to an extremely high concentration of a combustible gas.

Since 1975, Figaro finally did what we pleaded unsuccessfully for it to do years earlier: It changed the sensor-heating method so that the entire element is now more nearly at a uniform temperature. It's also possible that other improvements have been made.

The point is, satisfy yourself on a basis of performance tests before you rely on the Figaro TGS combustible-gas sensor. Also, investigate to determine if it has earned an acceptance label from any respected testing laboratory.

ALAN J. FISHER
Huntsville, AL

50-OHM TERMINATION EXPLAINED

In the May 1993 *Letters* column, Carl Ott asked what happens when a speaker termination of an audio amplifier is left open. He seemed to regard the possibility of damage to the amplifier as unlikely. That attitude seems to reflect his inexperience in these matters.

First, I agree that transistor amplifiers will not be damaged by an open termination. However, anyone whose experience goes back to the vacuum-tube era knows the reason why speaker terminals should not be left unconnected.

To enlighten Mr. Ott—and everyone else who has forgotten his electronic history, tubes are high-impedance devices. (That applies even to the high-current power tubes that were in amplifier output stages.) Because speakers have always been low-impedance devices, it was necessary to match the impedances of tubes and speakers.

The standard matching method made use of a transformer. To match the high-impedance tube end of the circuit, the primary winding of those transformers offered high-inductance windings. Consequently, changes of current (due to the signal that was to be amplified) through those windings would result in large voltage surges.

A speaker (or other suitable load) connected to the secondary windings of the transformer would absorb the associated surge energy, thus limiting those voltages to a "normal" value for that circuit.

If the output of the amplifier were left unconnected, however, this inductive "kick" could build up to levels that would damage the output tubes. The kick could also damage many of the passive components in the amplifier.

I find it surprising how close Mr. Ott came to the truth in the rest of his excellent discussion about the need for impedance matching. Yet he missed the key point!
HOWARD MARK
Suffern, NY

MISSING THOSE EQUATIONS

The article "Bipolar Transistors" by Ray Marston (**Electronics Now**, September 1993) was interesting, but something was missing. In my opinion, as a retired technician and electronic engineer, it might have been of more value if Mr. Marston had included the basic equations needed to design the circuits shown in the article.


Way back in 1953, with no references available other than a book from Bell Laboratories, I designed a three-transistor circuit for a Navy project with only the appropriate equations and just a little bit of help from Thevinin's Theorem for simplifying networks.

I'm a World War II veteran who went to Penn State. I worked for Philco Corporation three years before that company introduced its first consumer transistor radio back in 1956. I think that your articles would be more informative if you included the basic equations required to design the circuits shown—as you did many years ago when *Radio-Electronics* published the articles of Manny Horowitz.

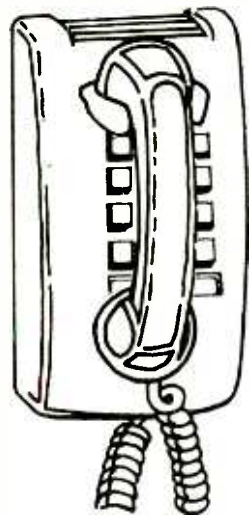
STEVE KALISTA

Jim Thorpe, PA

Editor's reply: Marston's articles are intended to encourage experimentation by readers at all levels of experience. As "cookbooks," they are not substitutes for circuit-design texts, so they are intentionally non-mathematical. We hope you find them useful nonetheless.



FROM NOT WORKING TO NETWORKING!
Only \$5.00! An easy-to-read guide to troubleshooting Local-Area Networks (LAN). Gain knowledge of network fundamentals and how they developed from the early days of main frames, from XNS to Ethernet technology, the OSI stack for interconnecting different computers, basic and specialized test instruments, etc. Several tough LAN case histories covered. **Only \$5.00**, shipping included. **Claggk, Inc., Reprint Bookstore, P.O. Box 4099, Farmingdale, NY 11375.** All payments in U.S. funds. Check or money order—send no cash. Sorry, no orders outside U.S.A. and Canada. NY state residents add applicable sales tax.



CALL NOW AND RESERVE YOUR SPACE

- 6 × rate \$940.00 per each insertion.
- Fast reader service cycle.
- Short lead time for the placement of ads.
- We typeset and layout the ad at no additional charge.

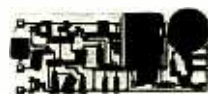
Call **516-293-3000** to reserve space. Ask for Arline Fishman. Limited number of pages available. Mail materials to: mini-ADS, ELECTRONICS NOW, 500-B Bi-County Blvd., Farmingdale, NY 11735.

FAX: 516-293-3115



PROGRAMMABLE POWER SUPPLIES ... for the Price of Standard Linear Power Supplies. GPIB Interface Standard • Voltage/Current Programming and Readback via LCD Panel • Power-off Memory • Voltage and Current Step-up/Step-down Function • Output Enable/Sisable • Superior Line/Load Regulation • Remote Sense Function • Programmable Overvoltage and Overcurrent Protection • Software Calibration • Voltage/Current Outputs Controllable with External Voltage (single output models only). **AMERICAN RELIANCE, INC., 9952 E. Baldwin Place, El Monte, CA 91731. (800) 654-9838 • Fax: (818) 575-0801**

CIRCLE 176 ON FREE INFORMATION CARD



CRYSTAL-CONTROLLED! 5 MINUTE ASSEMBLY! MONEYBACK GUARANTEE! Attach 3 wires and hear every whisper up to 2 miles away on any programmable scanner or VHF surveillance receiver. Pre-tested surface mount module uses standard 9V battery for 100mW output! Includes battery box and crystal for 140MHZ. Custom frequencies available for Law Enforcement. Model VX-100 only **\$79.95 + 2.00 S&H. VISA, MC, MO. COD add \$5.00. DECO INDUSTRIES, BOX 607, BEDFORD HILLS, NY 10507. 914-232-3878.**


CIRCLE 127 ON FREE INFORMATION CARD



CABLE TV 50dB NOTCH FILTERS for interference removal or channel censoring. Filters are user-adjustable to desired channel # or frequency. Eight Models available, each for certain channels: 2 & 3; 4 to 6; 7 to 13; 14 to 17; 18 to 22; 23 to 29; 30 to 36; 95 to 99 plus 0 & 1. Just **\$30** each or 3 for **\$75**, includes shipping. **ONE MONTH MONEY BACK**, fast delivery. Visa, MC, check or M.O. (C.O.D. is **\$5** extra) Huge discounts for higher quantities. **STAR CIRCUITS, P.O. Box 94917, Las Vegas, NV 89193. Call 24 hours 1-800-535-7827.**

NEW LITERATURE

continued from page 26



CIRCLE 29 ON FREE INFORMATION CARD

that occur in compact-disk players, cassette decks, portable radios, amplifiers, speakers, tuners, turntables, and telephone-answering machines.

This troubleshooting guide includes more than 500 informative photographs, circuit diagrams, and illustrations. Time-saving troubleshooting charts and audio case histories enhance the text. This second edition has been updated to cover the latest audio circuitry, components, and test instruments introduced to the market.

U.S. Consumer Electronics Industry in Review, 1993 Edition: Entertainment & Education, Yesterday, Today & Tomorrow. The Electronic Industries Association's Consumer Electronics Group (EIA/CEG), 2001 Pennsylvania Avenue N.W., Washington, DC 20006-1813; Phone: 202-457-8702; free (send a \$1.44 stamped, self-addressed, 6 x 9-inch envelope).

This book from the Electronics Industries Association provides an in-depth review of the consumer-electronics market, commenting on its past and present, and venturing predictions about the future. It outlines and tracks growth trends, and presents such information as unit sales from manufacturers and

dollar-volume sales.

The review is divided by product category and covers video and audio products, home information systems, personal electronics including computers, mobile electronics including Citizen Band and marine radio, home automation systems, and home security systems.

In each section, the products and their history are briefly described. This EIA book includes charts and graphs of sales statistics and estimated household penetration by electronic product type.



CIRCLE 30 ON FREE INFORMATION CARD

Special emphasis has been given to future trends, including closed captioning of TV, Radio Broadcast Data System (RBDS), digital electronics, alternative media, multimedia, personal computer-communication devices, and mobile electronics. The book also discusses the expected impact of Congressional legislation and FCC decisions on the consumer electronics market. Specifically mentioned are the Audio Home Recording Act and the cable re-regulation bill of 1992.

DOS, WordPerfect & Lotus Office Companion, Third Edition; by Robert W. Harris. Ventana Press, P. O. Box 2468, Chapel Hill, NC 27515; Phone: 919-942-0220; Fax: 919-942-1140; \$21.95.



CIRCLE 31 ON FREE INFORMATION CARD

This book explains how combining DOS, WordPerfect, and Lotus on desktop computers can save time, money, and desk space. Mr. Harris has condensed the essential features of the three programs into a three-part guide that teaches readers how to manage files and customize their systems for improved efficiency.

This edition of the book has been updated to account for changes in the latest versions of the three programs. The text leads readers through simple tutorial exercises on each program. It gives tips on mastering the mouse so the reader can speed end-use applications and bypass the more cumbersome commands.


Harris explains how to create macros and batch files, and tells you how you can profit from the latest software features such as MS-DOS's AntiVirus and improved backup, WordPerfect's graphics mode and multiple windows, and Lotus' SmartIcons.

The ARRL Radio Buyer's Sourcebook, Volume 2; edited by Bob Schetgen, KU7G. The American Radio Relay League, 225 Main Street, Newington, CT 06111; Phone: 203-666-1541; Fax: 203-665-7531; \$15.

This sourcebook from the American Radio Relay League recaps advice on how to purchase amateur radio equipment taken from past issues of *QST*

magazine. All of the advice is backed-up by laboratory test results. (*Volume 1* covers 1981 through 1991.)

After a discussion of the factors that will affect your choice of radio, the book discusses how amateur radios work, and then goes on to explain the characteristics of various models. Handy comparison charts make it easy to see just what features are offered on the different models, and performance charts provide ratings of the equipment reviewed in the book.



CIRCLE 32 ON FREE INFORMATION CARD

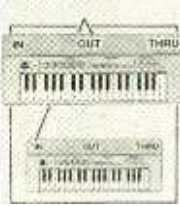
Also included are reviews of VHF/UHF fixed stations, VHF/UHF handheld transceivers, HF/VHF/UHF mobile transceivers, and dual-band handheld transceivers. Other topics include HF wattmeters, HF high-power amplifiers, an amateur TV system, and small-loop, vertical, and 10-meter beam antennas.

Appendixes list manufacturers' addresses and services, and references are made to all of *QST* magazine's product reviews from 1976 through 1992.

A Beginners Guide to MIDI; by R. A. Penfold. Electronics Technology Today Inc., P.O. Box 240, Massapequa Park, NY 11762-0240; Order No. BP331; \$6.25 plus \$2.50 shipping.

This book is a primer for those with no previous ex-

A Beginners Guide to MIDI



CIRCLE 33 ON FREE INFORMATION CARD

clude basic MIDI timing and synchronization capabilities, and how to interpret a MIDI implementation chart.

Mr. Penfold explains the messages that communicate between the units in a system, and explains how to distinguish between MIDI messages that are worth exploiting and those that have no real value. Finally, he tells readers how to avoid problems with MIDI "choke," and how to troubleshoot minor circuit problems.

Surges, Sags, and Spikes: Protecting Your Personal Computer From Electrical Power Problems; by Mark Waller. Prompt Publications, 2647 Waterfront Parkway, East Drive, Indianapolis, IN 46214-2012; Phone: 800-428-7267 or 317-298-5710; Fax: 317-298-5604; \$19.95.

Waller's book is intended

perience with the Musical Instrument Digital Interface (MIDI). Mr. Penfold says that neither an engineering background nor formal training in programming are essential for making effective use of MIDI. He says a basic understanding is all that is necessary to put together a system that works.

This guide explains how to exploit MIDI modes and channels for both "live" performances and sequencing. Other topics in-

Try the

Electronics NOW®

bulletin board system

(RE-BBS)

516-293-2283

The more you use it the more useful it becomes.

We support 1200 and 2400 baud operation.

Parameters: 8N1 (8 data bits, no parity, 1 stop bit) or 7E1 (7 data bits, even parity, 1 stop bit).

Add yourself to our user files to increase your access.

Communicate with other R-E readers.

Leave your comments on R-E with the SYSOP.

RE-BBS

516-293-2283

45 Ways to Help You Qualify for the Job You Want

Free Facts about Career Diplomas and Degrees

Now, at home in your spare time, without any previous experience, you can train for a money-making career...even get a Specialized Associate Degree. Call or send for free information on the career field that interests you most and how to train for it.



CALL TOLL FREE

1-800-992-8765 Ext. 2315

CALL ANYTIME—24 hours a day, 7 days a week.
OR MAIL COUPON TODAY!

ICS International Correspondence Schools
SINCE 1890 Dept. ADES33S, 925 Oak Street, Scranton, PA 18515

Send free facts on how I can study at home for the career I have chosen. No obligation. No salesman will visit. **Check One Box Only!**

ASSOCIATE IN SPECIALIZED BUSINESS DEGREE PROGRAMS

- Business Management
- Accounting
- Bus. Mgmt.—Finance Option
- Bus. Mgmt.—Marketing Option
- Applied Computer Science

ASSOCIATE IN SPECIALIZED TECHNOLOGY DEGREE PROGRAMS

- Civil Engineering Technology
- Mechanical Engineering Technology
- Electrical Engineering Technology
- Electronics Technology

CAREER DIPLOMA PROGRAMS

- High School
- Auto Mechanics
- Surveying & Mapping
- Drafting
- Air Conditioning & Refrigeration
- Wildlife/Forestry Conservation
- Police Sciences
- Diesel Mechanics
- Electrician
- Small Business Management
- Gun Repair
- Electronics
- Bookkeeping
- Child Day Care
- Medical/Dental Office Assistant
- Legal Assistant
- Art
- Motorcycle Repair
- Hotel/Restaurant Management
- Catering/Gourmet Cooking
- Computer Programming
- Personal Computer Specialist
- PC Repair
- Desktop Publishing & Design
- Fitness & Nutrition
- TV/VCR Repair
- Photography
- Animal Care Specialist
- Journalism/Short Story Writing
- Interior Decorating
- Florist
- Secretary
- Teacher Aide
- Home Inspector
- Medical Transcriptionist
- Real Estate Appraiser

Name _____ Age _____
Address _____ Apt. # _____
City/State _____ Zip _____
Phone () _____

CIRCLE 185 ON FREE INFORMATION CARD



TTL-CMOS BONANZA

The Biggest Budget Buy an Experimenter, Circuit Designer, or Engineer would want!



5 compact pocket guides provide a comprehensive listing of all commonly used TTL and CMOS integrated circuits. All current families including: Standard, Low Power, Schottky, Low Power Schottky, Advanced Schottky, Advanced Low Power Schottky, High Speed and Fast Schottky, and all the commonly used CMOS devices.

They're easy to use! Each page describes one component only and is divided into eight parts, which offer the following: 1—The device's schematic diagram. 2—Logic description. 3—Data on the chip's operational characteristics such as signal levels, etc. 4—Major applications. 5—Summary of essential data. 6—Table of TTL families in which the component is available. 7—Device common name. 8—Type reference number highlighted at the bottom of page for rapid and easy reference.

ORDER THE COMPLETE SET TODAY!

ELECTRONICS TECHNOLOGY TODAY INC.
P.O. Box 240, Massapequa Park, NY 11762-0240

Paying by Check Please charge my Visa MasterCard

Card No. _____ Expiration Date _____

Signature _____

Name _____

Address _____

City _____ State _____ Zip _____

US and Canada orders only. Sorry, no Foreign orders.

Each Book is \$9.95

- TTL Pocket Guide 7400-74200, Volume 1
 - TTL Pocket Guide 74201-74640, Volume 2
 - TTL Pocket Guide 74641-7430640, Volume 3
 - CMOS Pocket Guide Standard Components, Volume 1
 - CMOS Pocket Guide Special Components, Volume 2
- Check Off the Books You Want

Shipping Charges

Under \$10.00	\$2.50
\$10.00 to \$20.00	\$3.50
\$20.01 to \$30.00	\$4.50
\$30.01 to \$40.00	\$5.50
\$40.01 to \$50.01	\$6.50
Over \$50.00	\$8.00

Number of books ordered _____

Total prices of books \$ _____

Shipping (See Chart) \$ _____

Subtotal \$ _____

Sales Tax (NY Only) \$ _____

Total Amount \$ _____

ALL PAYMENTS MUST BE IN U.S. FUNDS



CIRCLE 34 ON FREE INFORMATION CARD

to help personal computer users protect their systems from a electrical surges, spikes, sags, brownouts, blackouts, and lightning. Utility-line disturbances can render a personal computer useless and wipe out its data in milliseconds—unless you're prepared.


This non-technical guide provides an overview of the available techniques and devices that will safeguard a computer from power-line disturbances. It starts off with an elementary lesson on electricity, and goes on to define power irregularities and explain how to overcome them.

Chapters explain the differences between AC-line power and the power needed for your computer. You'll also learn how to protect your PC from lightning strikes. Practical solutions are offered for static and noise interference. Descriptions are given for grounding techniques and many available devices: surge-suppressors, power-line conditioners, standby power sources, and uninterruptible power supplies. A full glossary and index are included.

Maintaining and Repairing VCR's: Third Edition; by Robert L. Goodman. TAB Books, Division of McGraw-Hill Inc., Blue Ridge Summit, PA 17294-0850; Phone: 1-800-822-8138; \$19.95.

A knowledge of how to repair your own video cassette recorder might pay

off in money saving when you next experience trouble with your home unit. Goodman's book provides professional guidance in maintaining and repairing VCR's quickly and easily. This third edition, which has been completely updated and expanded, is packed with hundreds of helpful diagrams and photographs for guidance in locating and fixing VCR malfunctions.



CIRCLE 42 ON FREE INFORMATION CARD

All of the information included in this book was gathered directly from the service departments of General Electric, Zenith, Sony, Panasonic, and other VCR manufacturers. The book contains detailed coverage of all the mechanical system, and electronic circuits in VCR's built to the VHS or Betamax standards. It describes test equipment suitable for troubleshooting VCR's. These include the new Sencore VC93 All Format VCR analyzer.

Chapters discuss camcorders and special VCR circuits such as high-quality (HQ) video and stereo audio circuitry. Procedures written in the form of case studies discuss common repairs made on popular VCR models to demonstrate problem analysis and solutions. The techniques can then be applied to other VCR's.

FAX DIRECTORY LISTING

COMPANY	FAX NUMBER
Alfa Electronics, Inc.	(609) 275-9536
A.M.C. Sales, Inc.	(303) 494-4924
B.G. Micro	(214) 271-2462
Caig Laboratories, Inc.	(619) 451-2799
Chemtronics, Inc.	(404) 717-2111
Communications Specialists, Inc.	U.S. - (800) 424-3420 Int'l - (714) 974-3420
C&S Sales, Inc.	(708) 520-0085
Danbar Sales Company	(909) 592-2940
Electronic Rainbow, Inc.	(317) 291-7269
Fair Radio Sales Co., Inc.	(419) 227-1313
Fusion Electronics, Inc.	(516) 599-6495
Gateway Products Corp.	(305) 974-6818
Gateway Electronics	(314) 427-3147
Global Specialties	(203) 468-0060
Goldstar Precision Co. Ltd.	(310) 921-6227
Hameg Instruments	(619) 630-6507
Interactive Image Technologies Ltd.	(416) 368-5799
Jameco Electronic Components & Computer Products	(800) 237-6948
Mark V Electronics, Inc.	(213) 888-6868
MCM Electronics	(513) 434-6959
Mondo-Tronics, Inc.	(415) 455-9333
Moody Tools, Inc.	(401) 885-4565
Mouser Electronics	(817) 483-0931
MWK Industries	(909) 278-4887
Northeast Electronics	(508) 695-9694
Number One Systems Ltd.	011 44 480 494042
PC Boards	(205) 933-2954
People's College of Independent Studies	(407) 847-8793
Print Products International	(800) 545-0058
Howard W. Sams & Company	(317) 298-5604
Sencore, Inc.	(605) 339-0317
Sibex, Inc.	(813) 726-4434
Startek International, Inc.	(305) 537-5577
Suncoast Technologies	(904) 596-7599
The Engineers Collaborative, Inc. (TECI)	(802) 525-3451
Toroid Corp. of Maryland	(410) 860-0302
Wavetek Corp. (formerly Beckman Industrial)	(619) 565-9558

Electronics NOW[®]

FAX FORM

DIRECT READER/MFR CONTACT

**Need data
in a hurry?**

Don't worry!

Just clip this form
carefully along
the dotted lines,
fill it out
(PLEASE PRINT)
and fax it
to the company
of your choice today!

**For fastest response,
please send
directly
to manufacturers.**

**Fax numbers are on
the page to the left.**

If you need
more than one
form, please
make copies
of this
original.

Electronics Now provides this fax form as a service to its readers. A quick response from you indicates your company's willingness to do business with the sender.

Electronics NOW[®] FAX RESPONSE

TO: _____
Company Name Fax Number

I urgently need more information about your _____ products.

I saw your products on Page _____ in the _____ issue of **EN**;
(Month/Year)

ADDITIONAL NOTE:

FROM: _____
Sender's Name Title

Company Name:

Street

City

Country

Phone

Fax

We are a(n) manufacturer service center engineering company
 R&D center/laboratory other ()

Electronics NOW[®]

500-B Bi-County Boulevard, Farmingdale, NY 11735 Tel: 1-516-293-3000 Fax: 1-516-293-3115

BUYER'S MART

FOR SALE

TUBES. "oldest", "latest". Parts and schematics. SASE for lists. **STEINMETZ**, 7519 Maplewood Ave. RE, Hammond, IN 46324.

TUBES, new, up to 90% off. **SASE, KIRBY**, 298 West Carmel Drive, Carmel, IN 46032.

CABLE test chips. **Jerrold, Tocom, S.A., Zenith.** Puts cable boxes into full service mode! \$29.95 to \$59.95. 1 (800) 452-7090, (310) 902-0841.

SECRET cable descramblers! Build your own descrambler for less than \$12.00 in seven easy steps! **Radio Shack** parts list and free descrambling methods that cost nothing to try, included. Send \$10.00 to: **INFORMATION FACTORY**, Dept. 4, PO Box 1790, Baytown, TX 77522.

CABLE descramblers, test turn-on kits, bullet stoppers. We have the lowest prices in the industry, because we have no catalog, and no 800 number! Call everyone else, then call us for the best price. Cash paid for cable equipment. No Florida sales. (305) 425-0751.

EPROMS, Assorted, i.e., 27128A-15 \$3.00 each minimum quantity 13 pieces. C.O.D., American Express. **H.E.A.R.T. Inc.**, 1 (800) 677-3773.

CABLE Converters, accessories below wholesale! Immediate delivery from giant stock! COD orders only. 1 (800) 995-1749.

RESTRICTED information: surveillance & schematics, locks, cable, hacking, more. Details: **MENTOR**, Box 1549-Z, Asbury, NJ 07712.

TEST equipment pre-owned now at affordable prices. Signal generators from \$50.00, oscilloscopes from \$50.00. Other equipment including manuals available. Send \$2.00 U.S. for catalog refunded on first order. **J.B. ELECTRONICS**, 3446 Dempster, Skokie, IL 60076. (708) 982-1973.

NEW computer systems — 486SX-25: 120Meg hard drive, SVGA monitor, \$885.00. 486DX-33: 120Meg hard drive, SVGA monitor, \$1,375.00. **COMPUTECH** (619) 579-8683.

CABLE TV converters. Jerrold, Zenith, Pioneer, Oak, Scientific Atlanta, and many more. 12 years experience gives us the **advantage.** Visa/MC/Amex COD **ADVANTAGE ELECTRONICS, INC.**, 1 (800) 952-3916 1125 Riverwood Dr., Burnsville, MN 55337.

**CABLE TV DESCRAMBLERS
★ CONVERTERS ★
and ACCESSORIES.**

**SAVE MONEY.
DON'T RENT!**

PANASONIC, JERROLD, OAK,
PIONEER, SCIENTIFIC ATLANTA
AND MORE. LOWEST PRICES. FREE CATALOG.
**CABLE READY (800) 234-1006
COMPANY**

Look to the Future
With Your Own
Cable Converter & Descrambler!

1-800-228-7404



**NU-TEK
ELECTRONICS**

FREE CATALOG!

3250 Hatch Rd.
Suite 1 C
Cedar Park, TX 78613

**ALL MAJOR
BRANDS**

COD

CB RADIO OWNERS!

We specialize in a wide variety of technical information, parts and services for CB radios. 10-Meter and FM conversion kits, repair books, plans, high-performance accessories. Thousands of satisfied customers since 1976! Catalog \$2.

CBC INTERNATIONAL
P.O. BOX 31500RE, PHOENIX, AZ 85046

DESCRAMBLERS for cable and satellite. Kits and assembled units. All types. Guaranteed. From \$19.95. Free catalog. (212) 330-8035.

TV cable notch filters, professionally manufactured. All standard channels, custom channels on request. Best prices. Quantity discounts. Fast service. COD, Visa, MC accepted. Call 1 (800) 331-2156 ext. #2156.

DESCRAMBLERS, cable TV converters, lowest prices, guaranteed, best quality, free catalog, **CNC CONCEPTS INC.**, Box 49503, Minneapolis, MN 55449. 1 (800) 535-1843.

CABLE test-chips as low as \$9.95, for testing cable boxes in full service mode. Jerrold: 400, 450, DL4, Starcom VI & VII; Pioneer, clears E2 thru E5; Pioneer cubes: BA-5000 thru BA-6700; Tocom 5503/5507; Scientific Atlanta: 8500 thru 8600; Zenith: all but PZ1; remotes \$10.00; money back guarantee. **N.E. ENGINEERING**, 1 (800) 926-4030, fax (617) 770-2305.

CONVERTER-descramblers, Zenith Ziac \$225.00, ST1600 \$240.00, Jerrold Starcom 6 \$215.00, Tocom 5503VIP \$250.00, SA85XX \$190.00, Oak RTC56 \$99.00, Oak M35B \$45.00. **All Pioneer test generator** \$150.00. Most makes in stock, C.O.D. ok. **MOUNT HOOD ELECTRONICS** (206) 260-0107.

ELECTRONICS grab bag! 500 pieces of new components: inductors, capacitors, diodes, resistors. \$5.00 postpaid. **ALLTRONICS**, 2300 Zanker Rd., San Jose, CA 95131.

INTERFACES for IBM compatibles. 48 line digital I/O, 16 channel analog input. 8 relay board, 8 opto input board. Control motors, lights, measure temperature, voltage. To get filer, send SASE to **JOHN BELL**, 1381 Saratoga St., Minden, NV 89423.

PROFESSIONAL engineering software (PC/DOS): transient, AC/DC circuit analysis, active filters, rootlocus, nyquist, bode, data/function graphics, transient systems, polynomials, more. Satisfaction guaranteed. Special offer: Complete package \$79.99. **GEOBAN ENGINEERING**, POB 658, Ridgcrest, CA 93556. (619) 384-3042.

DESCRAMBLING secrets revealed. Free 24 hour hotline reveals secret satellite and cable descrambling information. (718) 390-7130.

VCR repairs, over 1,600, all makes, 60 pages, \$35.00. **CI ELECTRONICS**, 1115 N. Higley Rd., Suite 106-119, Mesa, AZ 85205.

**CABLE TV
DESCRAMBLER LIQUIDATION!**

FREE CATALOG!
Hamlin Combos \$44, Oak M35B \$60 (min. 5), etc.

WEST COAST ELECTRONICS
For Information: 818-709-1758
Catalogs & Orders: 800-628-9656

CABLE TV TURN-ON CHIPS

SUPER Cable TV "Test Chips". Provides full service activation. Includes: instructions & illustrations: Jerrold: Starcom-6, Starcom-7. Scientific Atlanta: 8500 thru 8600. Tocom: 5503-VIP-5507. Zenith: ST-1000 thru ST-5000. Call now!! **MASTER COMPONENTS**, 1 (800) 233-0570.

**CABLE TV
DESCRAMBLERS**
1-800-233-9388

FREE CATALOG
GUARANTEED BEST PRICES • IMMEDIATE SHIPPING
APPLE ELECTRONICS
3389 Sheridan St. • Suite 257
Hollywood, FL 33021

FREE CATALOG

**FAMOUS "FIRESTIK" BRAND CB ANTENNAS
AND ACCESSORIES. QUALITY PRODUCTS
FOR THE SERIOUS CB'er. SINCE 1962**

FIRESTIK ANTENNA COMPANY
2614 EAST ADAMS
PHOENIX, ARIZONA 85034

SATELLITE TV

VIDEOCYpher II descrambling manual. Schematics, video, and audio. Explains DES, Eprom, CloneMaster, Pay-per-view (HBO, Cinemax, Showtime, Adult, etc.) \$16.95, \$2.00 postage. Schematics for Videocypher Plus, \$20.00. Schematics for Videocypher 032, \$15.00. Collection of software to copy and alter Eprom codes, \$25.00. VCII Plus Eprom, binary and source code, \$30.00. **CABLETRONICS**, Box 30502R, Bethesda, MD 20824.

FREE catalog — Lowest prices worldwide. **SKYVISION**, 1012 Frontier, Fergus Falls, MN 56537. 1 (800) 334-6455. See full page ad the Shopper section.

PAY TV AND SATELLITE DESCRAMBLING

***** 1993 EDITION *****

Includes programming cable box chips, hacking 3-MAC, wiretap cable (MMICS) descrambling, bullets, PLUS fixes and much more. ONLY \$18.95. Other **PAY TV** and **SATELLITE DESCRAMBLING** volumes, Volume 1 (BASICS), 1989, 1991, and 1992 \$15.95 each. Different turn-ons, bypasses, ECM's, schematics and counter ECM's in each. **THE COMPLETE WORKBOOK** Using the VCII data stream, \$15.95. Any 3/\$32.95 or 5/\$54.95. **SCRAMBLING THE NEWS** monthly. Keep up with the latest in satellite and cable descrambling. Everything that's new. \$32.95/yr. **OUR BEST DEAL** everything here, the video and much more only \$129.95. New catalog \$1.

Scrambling News, 1552 Herlet Ave., #123, BUFFALO, NY 14216
Voice/FAX (716) 874-2088 CDU's are OK. ADD \$6

CLASSIFIED AD ORDER FORM

To run your own classified ad, put one word on each of the lines below and send this form along with your check to:

Electronics Now Classified Ads, 500-B Bi-County Boulevard, Farmingdale, NY 11735

PLEASE INDICATE in which category of classified advertising you wish your ad to appear. For special headings, there is a surcharge of **\$25.00**.

() Plans/Kits () Business Opportunities () For Sale
() Education/Instruction () Wanted () Satellite Television

Special Category: \$25.00

PLEASE PRINT EACH WORD SEPARATELY, IN BLOCK LETTERS.

(No refunds or credits for typesetting errors can be made unless you clearly print or type your copy.) Rates indicated are for standard style classified ads only. See below for additional charges for special ads. **Minimum: 15 words.**

1	2	3	4	5
6	7	8	9	10
11	12	13	14	15 (\$46.50)
16 (\$49.60)	17 (\$52.70)	18 (\$55.80)	19 (\$58.90)	20 (\$62.00)
21 (\$65.10)	22 (\$68.20)	23 (\$71.30)	24 (\$74.40)	25 (\$77.50)
26 (\$80.60)	27 (\$83.70)	28 (\$86.80)	29 (\$89.90)	30 (\$93.00)
31 (\$96.10)	32 (\$99.20)	33 (\$102.30)	34 (\$105.40)	35 (\$108.50)

We accept MasterCard and Visa for payment of orders. If you wish to use your credit card to pay for your ad fill in the following additional information (Sorry, no telephone orders can be accepted.):

Card Number

Expiration Date

Please Print Name

Signature

IF YOU USE A BOX NUMBER YOU MUST INCLUDE YOUR PERMANENT ADDRESS AND PHONE NUMBER FOR OUR FILES. ADS SUBMITTED WITHOUT THIS INFORMATION WILL NOT BE ACCEPTED.

CLASSIFIED COMMERCIAL RATE: (for firms or individuals offering commercial products or services) \$3.10 per word prepaid (no charge for zip code)...**MINIMUM 15 WORDS.** 5% discount for same ad in 6 issues; 10% discount for same ad in 12 issues within one year; if prepaid (not applicable on credit card orders). **NON-COMMERCIAL RATE:** (for individuals who want to buy or sell a personal item) \$2.50 per word, prepaid....no minimum. **ONLY FIRST WORD AND NAME** set in bold caps at no extra charge. Additional bold face (not available as all caps) 55¢ per word additional. Entire ad in boldface, \$3.70 per word. **TINT SCREEN BEHIND ENTIRE AD: \$3.85 per word. TINT SCREEN BEHIND ENTIRE AD PLUS ALL BOLD FACE AD: \$4.50 per word. EXPANDED TYPE AD: \$4.70 per word prepaid.** Entire ad in boldface, \$5.60 per word. **TINT SCREEN BEHIND ENTIRE EXPANDED TYPE AD: \$5.90 per word. TINT SCREEN BEHIND ENTIRE EXPANDED TYPE AD PLUS ALL BOLD FACE AD: \$6.80 per word. DISPLAY ADS:** 1" x 2 1/8"—\$410.00; 2" x 2 1/8"—\$820.00; 3" x 2 1/4"—\$1230.00. General Information: Frequency rates and prepayment discounts are available. **ALL COPY SUBJECT TO PUBLISHERS APPROVAL. ADVERTISEMENTS USING P.O. BOX ADDRESS WILL NOT BE ACCEPTED UNTIL ADVERTISER SUPPLIES PUBLISHER WITH PERMANENT ADDRESS AND PHONE NUMBER.** Copy to be in our hands on the 15th of the third month preceding the date of the issue. (i.e., March issue copy must be received by November 15th). When normal closing date falls on Saturday, Sunday or Holiday, issue closes on preceding working day. Send for the classified brochure. Circle Number 49 on the Free Information Card.

THE ELECTRONIC GOLDMINE



The Electronic Goldmine has one of the greatest selections of unique electronic project kits available in the world! We have over 29 kits and over 2000 unique bargain priced components in our new 80 page catalog!

FREE CATALOG with over 2000 different items including 29 kits! Request your copy TODAY!

CONTROL PANEL

Burglar fire alarm keyboard panel was made for use in making professional alarm systems. Has 6 LEDs and 12 position keyboard panel with cable and connector. No other info-NEW



10 POSITION DIP SWITCH

Brand new precision made 10 position dip switch. These are standard size for most construction. Blowout price



100 for \$40.00
Blowout price **G3312 2/\$1.00**

SPECIAL ITEMS

ULTRABRIGHT RED LED

Extremely bright clear lens red T104 jumbo LED by TOSHIBA. So bright it can be seen in any light conditions.
G3313 100/\$10 1000/\$80

50 PIECE PC BOARD ASST

Super assortment contains different sizes of thick and thin double sided glass epoxy copper clad. This is prime PC board material with pieces from about 2 1/2" to 6 1/2" or larger **G3500 \$7.95 50 pcs**

MEDIUM INVERTER

Converts 9V or 12VDC to over 250 V when used with a 555 IC circuit. (Schematic included) Perfect for portable strobes, blacklight etc. Size: 1 1/2" square
G993 \$1.75 EA. 100/\$160.00

4KV TRIGGER COIL

These can be used with many different strobes. Output is 4KV and will work with almost any strobe tubes.
N1700 \$1.25 EA. 100/\$80.00

UHF WIRELESS TRANSMITTER

Compact remote was made to emit a UHF tone frequency transmission to control a satellite receiver remotely. These are brand new but the 9V battery that was installed inside has gone dead from storage, so we are selling them cheap. Great experimenters item and its easy to change the battery—just remove 1 screw. Stylish case has 2 pushbutton controls.



G2962 \$1.29 10/\$10.00

MINIMUM ORDER: \$10.00 plus \$4.00 shipping and handling, \$5.00 for U.S. Mail. We accept MC, VISA and Money Orders
SEND ORDERS TO: THE ELECTRONIC GOLDMINE
P.O. Box 5408 Scottsdale, AZ 85261
PHONE ORDERS (602) 451-7454 FAX ORDERS (602) 451-5495

CIRCLE 125 ON FREE INFORMATION CARD

CABLE TV DESCRAMBLERS

Best Prices in the U.S.A!
Guaranteed to Work!

QUANTITY DISCOUNTS



JERROLD PANASONIC
SCIENTIFIC ATLANTA PIONEER

The Newest & the Latest

DMTB-A - all Jerrold Impulse & Starcom series
SA3-DFA - all Sci. Atlantas incl. 8536, 8536+, 8580, Drop-field
PN-3A - all Pioneer systems

ALSO
FTB3, SA3, TZPC145G

24 HOUR SHIPMENTS
30 DAY MONEY BACK GUARANTEE
FREE CATALOG & INFORMATION

1-800-772-6244

U.S. Cable TV, Inc. Dept. KEN113
4100 N. Powerline Rd. Bldg. F-4 Pompano Beach FL 33071
NO FLORIDA SALES!

CIRCLE 181 ON FREE INFORMATION CARD

MAKE \$\$ IN PC REPAIR

NEI's PC Servicing course prepares you for a high-paying career in computer repair. Be the boss of your own PC repair business, advance in your present job, or start a new career. The opportunities are unlimited!

Set Your Own Schedule!

Master the skills you need for success at home in your spare time. No rigid course schedules, no wasted commuting time.

The Best Training Value Available!

NEI gives you the best possible training at the lowest possible cost. No hidden fees. Sound instruction, personal service, and low tuition. Guaranteed!

FREE CATALOG!
1-800-552-0782

Name _____ Age _____
Address _____
City/State/Zip _____



NEI Schools
2829 Windom Place, NW
Washington, DC 20008
Dept. 7021-1193



EDUCATION & INSTRUCTION

F.C.C. Commercial General Radiotelephone license. Electronics home study. Fast, inexpensive! "Free" details. **COMMAND**, D-176, Box 2824, San Francisco, CA 94126.

ELECTRONIC engineering. 8 volumes complete. \$109.95. No prior knowledge required. Free brochure. **BANNER TECHNICAL BOOKS**, 1203 Grant Avenue, Rockford, IL 61103.

ELECTRICITY/Electronics training series used by U.S. military. 23 volumes, other courses available. Free info: **FEDERAL TECHNICAL PUBLISHERS**, Box 1061 N. Glen Lake, MN 55345.

HOW to sell your electronic projects profitably by mail. New, exciting book! Free details. **DESERT ELECTRONICS**, PO Box 1642-L, El Centro, CA 92243-4361.

FREE INFO!

BECOME A HAM RADIO OPERATOR THE FAST, EASY, FUN WAY —NO MORSE CODE REQ'D!

You'll be on the air in no time—making new friends—with the ARRL's all-new Technician Class Video Course.

It's everything you need to start exploring your new, exciting world of Amateur Radio: 3 full-length video tapes, 164-page course book, 6 practice exams, even optional review software—all with an iron-clad money-back guarantee.

We've been helping people become hams for more than 75 years—we won't let you fail!

Get in on the fun of ham radio. Call the toll-free number and ask for our free video course info kit. **Call Today!**

ARRL • 225 Main St • Newington, CT 06111

1-800-32-NEW HAM



BUSINESS OPPORTUNITIES

EASY work! Excellent pay! Assemble products at home. Call toll free 1 (800) 467-5566 Ext. 5192.

MAKE \$75,000.00 to \$250,000.00 yearly. Learn **IBM monitors** repairs. (solutions most brands). New home based business program. Software available. Information: **USA-Canada** \$3.00 cash (no checks), dealers wanted worldwide (\$35.00) **US funds.** **RANDALL DISPLAY**, PO Box 2168 R, Van Nuys, CA 91404 USA.

LET the government finance your small business. Grants/loans to \$500,000.00. Free recorded message: (707) 449-8600. (KS1).

50 ways to make computer money, \$1.00. **DIGATEK**, Suite 20K, 2723 West Butler Drive, Phoenix, AZ 85051.

CABLE/SATELLITE

UNDETECTABLE cable/satellite descrambler will work on all systems **guaranteed!** Send SASE/info, \$94.95/kit, \$14.95/plans. **MYSTICAL ELECTRONICS**, PO Box 867, Stonington, CT 06378.

MULTI-VISION ELECTRONICS

Converters & Descramblers

*Jerrold *SA

*Tocom *Oak

*Zenith *More



Why tolerate unbearable, monthly cable fees when you can buy for less at Multi-Vision?

1-800-835-2330

PLANS AND KITS

SURVEILLANCE transmitter kits tune from 65 to 305 MHz. Mains powered duplex, telephone, room, combination telephone/room. Catalog with **Popular Communications, Popular Electronics** and **Radio-Electronics** book reviews of "Electronic Eavesdropping Equipment Design," \$2.00. **SHEFFIELD ELECTRONICS**, PO Box 377785-C, Chicago, IL 60637-7785.

60 SOLDERLESS Breadboard Projects in two easy-to-read pocket books. Complete with circuit descriptions, schematics, parts layouts, component listings, etc. Both books (BP107 & BP113) only \$11.90 plus \$3.50 for shipping. USA and Canada only. US funds. **ETT, INC.**, PO Box 240, Massapequa Park, NY 11762-0240.

BUGGED? Telephone tapped? Find out fast! Free catalog of fantastic counter-surveillance equipment! 1 (800) 732-5000.

MEMBRANE SWITCH KITS!

These highly durable water resistant flat-panel keypads can be assembled in minutes with YOUR legend! Available in 4, 12, 16, 24 & 40 Key models. Steel "clickdomes" optional. Connector and bezel included.



Call for free brochure
Sil-Walker 880 Calle Plano, Unit N.
Camarillo, CA 93012
(805) 389-8100 FAX (805) 484-3311

68HC11 controller board. Digital, analog, display/keypad expansion boards. Bare PCB and docs, \$25.00 each. Docs only, \$10.00 each. Assembled units available. **P.T.S.**, 609 Brent, Benton, AR 72015.

PC-Interface Projects. 50-page book includes schematics, circuit descriptions, PCB layouts for: Z8 micro-computer board (8K RAM, 24K EEPROM, Basic/Debug in ROM), 10-MHz frequency synthesizer, 100-MHz frequency counter, cap meter (.1pfd-10000ufd), serial-parallel port breakout card. \$19.95 + \$3.50 s/h. **RJP ELECTRONICS**, 52 Susan Lane, North Haven, CT 06473.

ANTIQUE RADIO CLASSIFIED

Free Sample!

Antique Radio's
Largest Circulation Monthly.

Articles, Ads & Classifieds.

6-Month Trial: \$16.95. 1-Yr: \$29.95 (\$44.95-1st Class).
A.R.C., P.O. Box 802-L11, Carlisle, MA 01741



ANNOUNCING OmniAlert! (pat. pend) Designed by F-18 tactical radar engineer. Revolutionary photosensitive alarm safeguards your home, office, car, & valuables. Professionally engineered board & plans, guaranteed foolproof! \$11.95. **DRALIN DESIGNS**, PO Box 04, Ellenburg Depot, NY 12935.

DESCRAMBLE cable. Add simple circuit to Radio Shack R.F. modulator. Instructions \$8.00 **TELCOM**, Box 832N, Brusly, LA 70719.

FASCINATING electronic devices! Voice Disguiser! Vocal truth indicator! Lasers! Transmitters! Detectors! Free energy! High voltage! More! Kits/Assembled! Catalog \$4.00 (refundable). **QUANTUM RESEARCH**, 17919-77th Ave., Edmonton, Alberta, Canada. T5T 2S1.

DESCRAMBLING, new secret manual. Build your own descramblers for cable and subscription TV. Instructions, schematics for SSAVI, gated sync, Sinewave, (HBO, Cinemax, Showtime, UHF, Adult) \$12.95, \$2.00 postage. **CABLETRONICS**, Box 30502R, Bethesda, MD 20824.

PERFECT prank! Motorized toilet paper holder continues to unroll paper. Plans \$3.00. **C&B DESIGNS**, PO Box 3583, Victoria, TX 77903.

INVENTORS

INVENTORS! Can you patent and profit from your idea? Call **AMERICAN INVENTORS CORP.** for free information. Serving inventors since 1975. 1 (800) 338-5656.

WANTED

INVENTIONS, new products. You can profit from your ideas! Rapidly expanding mfg/mktg Co. looking for electronic consumer products. Send ideas to **NEW PRODUCTS DEPT.**, PO Box 4670, Scottsdale, AZ 85261-4670.

PATENTING

INVENTORS: THE CONCEPT NETWORK represents people who want to patent and market their new product ideas. Schematics or prototype preferred but not required. Free information kit. Call 1 (800) 835-2246 ext 67.

CABLE BOX WHOLESALE, INC.

BEST BOXES—BEST PRICES

Immediate Shipping—COD's

Satisfaction Guaranteed

FREE Catalog—Call Now

800-841-7835

1·800·831·4242

Your Resource for Value. Only a Phone Call Away.

20
YEARS OF
EXCELLENCE
1973-1993

Metex Digital Multimeters

- Handheld high accuracy
- Measures AC/DC voltage, AC/DC current, resistance, diodes, audible continuity test, transistor hFE
- Manual ranging w/overload protection
- Comes with probes, batteries, case and manual
- One-year warranty



NR27158

NR27086 & NR27158 only:

- Also measures frequency and capacitance

Part No.	Description	Price
NR27078	3.5 digit multimeter...	\$59.95
NR27086	3.5 digit multimeter, w/frequency & capacitance	74.95
NR27115	3.5 digit multimeter	39.95
NR27140	4.5 digit multimeter, w/tach/dwell	69.95
NR27158	4.5 digit w/frequency & capacitance & data hold switch	99.95

Jameco Solderless Breadboards

Our long-lasting breadboards feature screen printed color coordinates and are suitable for many kinds of prototyping and circuit design. Larger models feature heavy-duty aluminum backing with voltage and grounding posts.



NR20757

Part No.	Terminal Strips	Bus Strips	Contact Points	Price
NR20343	0	2	200.....	\$3.95
NR20600	1	2	400.....	4.95
NR20669	1	0	630.....	5.49
NR20722	1	2	830.....	6.95
NR20757	2	1	1,360.....	12.95
NR20773	2	4	1,660.....	17.95
NR20790	3	5	2,390.....	24.95
NR20811	4	7	3,220.....	32.95

Regulated Power Supply Kits

Build the power supply you've been needing for years. Ideal for home or instructional use. Select from three different versions. Each kit is complete with printed circuit board, electronic components and user assembly instructions.



NR73613

Part No.	Product No.	Input Voltage (VAC)	Output Voltage (VDC)	Current (mA)	Dimensions (L x W x H inches)	Price
NR20360	JE200	120	+5	1000	3.5 x 5.0 x 2.0	\$14.95
NR20626	JE215	120	+5 to +15 -5 to -15	750 to 175 750 to 175	3.5 x 5.0 x 2.0	19.95
NR73613	JE225	120	+5 fixed +3 to +12 -3 to -12	1000 100 100	5.12 x 5.12 x 2.25	29.95

See our Catalog for more kits


EPROMS

Part No.	Product No.	Price
NR33611	TMS2716	\$5.95
NR39909	2708.....	4.95
NR40002	2716	4.49
NR40125	2732A-25	4.49
NR40230	2764A-20	4.75
NR39829	27C64-15	4.49
NR39933	27128-25	7.75
NR39968	27128A-20	4.95
NR39984	27128A-25	3.95
NR39677	27C128-15	5.75
NR40037	27256-15	5.49
NR40061	27256-25	4.75
NR39714	27C256-15	5.25
NR39722	27C256-20	4.95
NR40150	27512-20	6.95
NR39781	27C512-15	6.49
NR65699	27C020-15	10.95
NR43692	68766-35.....	4.95

Integrated Circuits*

Part No.	Product No.	1-9	10-99
NR48979	7400.....	\$2.29	\$2.25
NR49015	7402.....	.39	.35
NR49040	7404.....	.39	.35
NR49091	7406.....	.39	.35
NR49120	7407.....	.39	.35
NR49146	7408.....	.39	.35
NR49189	7410.....	.29	.25
NR49728	7417.....	.35	.29
NR50008	7420.....	.35	.29
NR50235	7432.....	.39	.35
NR50420	7447.....	.89	.79
NR50551	7474.....	.39	.35
NR50593	7476.....	.59	.49
NR50665	7486.....	.39	.35
NR50681	7489.....	2.95	2.75
NR50690	7490.....	.79	.69
NR49322	74121.....	.49	.45
NR49912	74192.....	.99	.89
NR49939	74193.....	.99	.89

*Name brand IC's in stock



NR26622 NR21936

Switches

Part No.	Product No.	Description	Price
NR21936	JMT123	SPDT, on-on (toggle).....	\$1.19
NR38842	206-8	SPST, 16-pin (DIP)89
NR26622	MS102	SPST, momentary (push-button)39

*Additional components available



National, Intel & TI Databooks

Part No.	Product No.	Description	Price
NR79071	400061	National Operational Amplifier Linear Devices Databook ..	\$17.95
NR79089	400060	National Linear Application Specific IC's Databook	14.95
NR41208	400033	National Data Acquisition Linear Devices Databook	14.95
NR79062	400062	National Power IC's Linear Devices Databook	13.95
NR88225	—	Texas Instrument LS/STTL Databook	24.95
NR39280	230843	Intel Memory Databook	28.95
NR39870	270645	Intel Embedded Controller Processors Databook	25.95

3/4 Watt Linear Taper-15 Turn Cermet Potentiometers

Part No.	Ohms	Price
NR41785	1K	\$0.99
NR41822	10K99
NR41849	100K99
NR41806	1MEG99



1/2 Watt Linear Taper- Single Turn Cermet Potentiometers

Part No.	Ohms	Price
NR42964	1K.....	\$.85
NR43001	10K.....	.85
NR43027	100K.....	.85
NR42981	1MEG.....	.85



SMT product now available!
Call for price and availability

Other Jameco Resources

- Test/Measurement and Prototyping Equipment
- Full line of Integrated Circuits and Electronic Components
- Call for computer parts

Order toll-free 1·800·831·4242

Call or write for your FREE Component Catalog:
1·800·637·8471



For International Sales, Customer Service, Credit Department and all other inquiries: Call 415-592-8097 between 7AM-5PM P.S.T.
CA Residents please add applicable sales tax.

\$30.00 Minimum Order

Terms: Prices subject to change without notice. Items subject to availability and prior sale. Complete list of terms/warranties is available upon request.

© 1993 Jameco 11/93 All trademarks are registered trademarks of their respective companies.

JAMECO™
ELECTRONIC COMPONENTS

COMPUTER PRODUCTS

1355 Shoreway Road
Belmont, CA 94002

FAX: 1·800·237·6948 (Domestic)
FAX: 415·592·2503 (International)



Mention V.I.P.# NR3

CIRCLE 114 ON FREE INFORMATION CARD

www.americanradiohistory.com

ALL ELECTRONICS


Courteous Service · Discount Prices · Fast Shipping

P.O. Box 567 • Van Nuys, CA 91408

(USED) "HI-8" VIDEO CASSETTE

8 mm Video Camcorder Users!


We have a new supply of these popular T-120 (120 minute) Hi-8 video cassettes. These are top quality, metal oxide cassettes that were used for a short time, then bulk-erased. Each cassette has its own plastic storage box. New, they would sell for considerably more than we're asking. We've sold thousands, and our customers love them. Try some now before they're all



\$3.00 each **10 for \$28.00**
CAT# VCU-8

FLASH UNITS

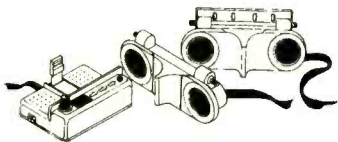
New compact flash assemblies from a U.S. manufacturer of cameras. Operates on 3 Vdc. Measures 2 1/2" x 1 1/4". Ideal for use as a strobe, warning light or attention getter. Includes hook-up diagram.



\$3.75 each
CAT# FSH-1

10 for \$35.00
100 for \$325.00

ULTRASONIC PROXIMITY DETECTOR



The ED-100 was designed for use as an auto/RV/truck back-up alarm. It consists of two computer controlled 40 kHz ultrasonic modules that attach to the back of a vehicle and warn the driver when the rear of the vehicle is within 14 feet of another object. A digital display that clips onto the rear-view mirror continually monitors the distance to the object. As the vehicle gets closer to the object, an audible signal beeps inside the car at increasingly closer intervals. There is also a visual indicator. The ultrasonic modules measure 5.81" long X 1.9" wide X 2.05" and have swivel mounting brackets. Operates on 12 or 24 Vdc. Includes instructions for installation. The units are all new, in original display cartons and as far as we know, in working condition. The company that originally marketed this device is no longer in business, and no manufacturer's guarantee is in effect. *We offer these ultrasonic detectors on an experimental basis only, and in no way wish to promote their usefulness as an aid to driving a motor vehicle.*

\$24.95 per set This unit originally sold for over \$100
CAT# ED-100

ORDER TOLL FREE
1-800-826-5432

CHARGE ORDERS to Visa, MasterCard or Discover

TERMS: Minimum order \$10.00 Shipping and handling for the 48 continental U.S.A. \$4.00 per order. All others including AK, HI, PR or Canada must pay full shipping. All orders delivered in CALIFORNIA must include state sales tax (7.25%, 7.5%, 7.75%, 8.25%, 8.5%) Quantities Limited NO C.O.D. Prices subject to change without notice.

MAIL ORDERS TO:
**ALL ELECTRONICS
CORPORATION**
P.O. Box 567
Van Nuys,
California
91408

FAX (818) 781-2653

Call Or Write
For A Free
64 Page
CATALOG

Outside the U.S.A.
send \$2.00 postage.

CIRCLE 107 ON FREE INFORMATION CARD

ADVERTISING INDEX

Electronics Now does not assume any responsibility for errors that may appear in the index below.

Free Information Number	Page
108	AMC Sales 15
107	All Electronics 98
176	American Reliance Inc. 89
98	B.I.—A Division of WaveTek... 5
—	CIE 60
—	CLAGGK Inc. Video Offer 17
—	Command Productions 15
—	Copyright Clearance Ctr, Inc... 24
127	Deco Industries 89
—	Elec. Industry Association 30
125	Electronic Goldmine 95
—	Electronic Tech. Today 87
—	Electronics Book Club 13, 80
121	Fluke Manufacturing CV2
179	Global Specialties 7
—	Grantham College 12
86	Heathkit 77
180	Howard W. Sams & Co. 25
185	ICS Computer Training 91
—	ISCET 85
114	Jameco 97
182	Mini-Circuits 3
—	NRI Schools 18, 95
184	Parallax CV4
183	People's College 25
78	Radio Shack 23
—	Star Circuits 89
177	The School of VCR Repair 77
178	The School of PC Repair 85
—	World College 29
181	Zentek Corp. 95

Gernsback Publications, Inc.
500-B Bi-County Blvd.
Farmingdale, NY 11735
1-(516) 293-3000
Larry Steckler, EHF/CET
President

Christina Estrada
assistant to the President

For Advertising ONLY
516-293-3000
Fax 1-516-293-3115

Larry Steckler
publisher

Arline Fishman
advertising director

Denise Mullen
advertising assistant

Kelly Twist
credit manager

Subscriber Customer Service
1-800-288-0652

Order Entry for New Subscribers
1-800-999-7139
7:00 AM - 6:00 PM M-F MST

ADVERTISING SALES OFFICES

EAST/SOUTHEAST

Stanley Levitan
Eastern Advertising
1 Overlook Ave.
Great Neck, NY 11021
1-516-487-9357
Fax 1-516-487-8402

MIDWEST/Texas/Arkansas/Okla.

Ralph Bergen
Midwest Advertising
One Northfield Plaza, Suite 300
Northfield, IL 60093-1214
1-708-446-1444
Fax 1-708-559-0562

PACIFIC COAST

Blake Murphy
Pacific Advertising
Pattis/3M
1800 North Highland Avenue
Suite 717
Hollywood, CA 90028
1-213-462-2700
FAX 1-213-463-0544

Electronic Shopper
Joe Shere
National Representative
P.O. Box 169
Idyllwild, CA 92549
1-909-659-9743
Fax 1-909-659-2469

Plug a Friend into
Electronics
NOW
*and Save \$24.03**

This Christmas give an electrifying gift ... plug a friend into Electronics Now and brighten the whole new year! Whether electronics is your friend's livelihood or hobby, your gift will illuminate the whole spectrum of electronics throughout the coming year and provide a monthly reminder of your friendship.

Electronics Now will keep your friend informed and up-to-date with new ideas and innovations in all areas of electronics technology ... computers, video, radio, stereo, solid state devices, satellite TV, industrial and medical electronics, communications, robotics, and much, much more.

We'll provide great plans and printed circuit patterns for great electronic projects. In just the last year, Electronics Now has presented amateur TV equipment, computer peripherals, stereo transmitters, test equipment, speakerphones, robots, audio amplifiers, power inverters, and much more.

PLUS ... equipment troubleshooting techniques ... circuit design ... reports on new technology and products ... equipment test reports ... in-depth coverage on computers, video, audio, shortwave radio ... and lots more exciting features and articles.

SAVE \$24.03* ... OR EVEN \$48.06* ... For each gift of Electronics Now you give this Christmas, you save a full \$24.03* off the newsstand price. And as a gift donor, you're entitled to start or extend your own subscription at the same Special Holiday Gift Rate—you save an additional \$24.03*!

No need to send money ... if you prefer, we'll hold the bill till January, 1994. But you must rush the attached Gift Certificate to us to allow time to process your order and send a handsome gift announcement card, signed with your name, in time for Christmas.

So do it now ... take just a moment to fill in the names of a friend or two and mail the Gift Certificate to us in its attached, postage-paid reply envelope. That's all it takes to plug your friends into a whole year of exciting projects and new ideas in Electronics Now!

*Based sub rate — 1 yr/\$19.97 2 yrs/\$38.97

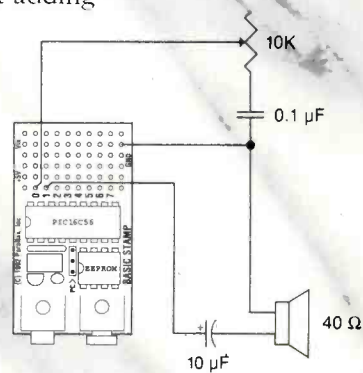
THE BASIC STAMP™

\$39 Stamp-Sized Computer Runs BASIC




Parallax introduces its newest product, the BASIC Stamp. The Stamp is a 1x2-inch computer that runs BASIC programs written on your PC. It has 8 I/O lines, which can easily be used for serial communications, PWM, potentiometer input, pulse measurement, button debounce, tone generation, etc. And all by just adding a resistor and/or capacitor, if anything.

BASIC programs are entered in an editor, which converts the BASIC instructions into tokens. Using a 3-conductor cable, the tokens are then downloaded via the parallel port to the Stamp, where they are stored in a 256-byte EEPROM. Most tokens are 2-3 bytes long, resulting in a maximum program size of about 80 BASIC instructions.



3 BASIC instructions are all it takes to read the pot and output a proportional tone.



For adding circuitry and connections, the Stamp has a small prototyping area. Connections include 8 I/O lines, 5-volt supply, unregulated supply, and ground.

Stamp Development Kit \$139 (includes parallel port cable, BASIC editor, and 1 Stamp)
Extra Stamps \$39 • BASIC Interpreter Chips \$6 (min. 25)

PIC16Cxx MICROCONTROLLERS and TOOLS

8051-Like Instruction Set Makes the PIC Even Better

You may already know about the PIC16Cxx series of 8-bit microcontrollers from Microchip Technology. They're the answer to many small controller needs, especially if price is an issue. A typical PIC is the PIC16C54-RC/P; it's an 18-pin DIP package with 12 I/O lines, 512 words of PROM, and 32 bytes of RAM, all for around \$4.00 in small quantities.

With our programmer (\$179) and downloader (\$299), you can develop PIC projects on the tightest budget. And if you've ever written assembly language for the 8051, you'll feel right at home. That's because our assembler accepts our own 8051-like instruction set, as well as Microchip's.

Our tools are shown to the right. The large picture shows the PIC16C5x Downloader package. The Downloader plugs in place of a PIC16C5x in the system being developed. Instead of programming parts to test your code, you simply download your code. Your code runs at 8 MHz in a real emulation PIC, so you can trust the results. Shown in the inset is the PIC16Cxx Programmer. The Programmer is used to program and read PIC16C5x, PIC16C71, and PIC16C84 devices. For production use, we offer adapters for ZIF and SOIC sockets.



3805 Atherton Road, #102 • Rocklin, CA 95765 • USA
(916) 624-8333 • Fax: 624-8003 • BBS: 624-7101



BASIC Stamp and the Parallax logo are trademarks of Parallax, Inc. • PIC is a registered trademark of Microchip Technology, Inc.
Features and prices subject to change without notice.

CIRCLE 184 ON FREE INFORMATION CARD